

# QuanFou, QuanGlue, QuanOracle and QuanShi, Four Special Purpose Quantum Compilers

Robert R. Tucci

P.O. Box 226

Bedford, MA 01730

tucci@ar-tiste.com

November 26, 2021

## Abstract

This paper introduces QuanFou v1.1, QuanGlue v1.1, QuanOracle v1.1, QuanShi v1.1, four Java applications available for free. (Source code included in the distribution.) Each application compiles a different kind of input quantum evolution operator. The applications output a quantum circuit that equals the input evolution operator.

## 1 Introduction

This paper introduces QuanFou v1.1, QuanGlue v1.1, QuanOracle v1.1, QuanShi v1.1, four Java applications available[1] for free. (Source code included in the distribution.)

In a previous paper[2], we introduced the Java applications QuanTree and QuanLin. These two applications plus the four applications introduced in this paper, are part of a suite of Java applications called QuanSuite. QuanSuite applications all depend heavily on a common class library called QWalk. Each QuanSuite application compiles a different kind of input quantum evolution operator. The applications output a quantum circuit that equals the input evolution operator.

Before reading this paper, the reader should read Ref.[2]. Many explanations in Ref.[2] still apply to this paper. Rather than repeating such explanations in this paper, the reader will be frequently referred to Ref.[2].

The input evolution operator  $U$  for a QuanSuite application can be specified either directly (e.g. in QuanFou, QuanShi), or by giving a Hamiltonian  $H$  such that  $U = e^{iH}$  (e.g. in QuanGlue and QuanOracle).

The standard definition of the evolution operator in Quantum Mechanics is  $U = e^{-itH}$ , where  $t$  is time and  $H$  is a Hamiltonian. Throughout this paper, we will set  $t = -1$  so  $U = e^{iH}$ . If  $H$  is proportional to a coupling constant  $g$ , reference to time can be restored easily by replacing the symbol  $g$  by  $-tg$ , and the symbol  $H$  by  $-tH$ .

## 2 QuanFou

The input evolution operator for QuanFou is  $U_{DFT}$ , the Discrete Fourier Transform matrix, defined by:

$$(U_{DFT})_{p,q} = \frac{1}{\sqrt{N_S}} \omega^{pq} \quad \text{where } \omega = e^{i\frac{2\pi}{N_S}}, \quad (1)$$

with  $p, q \in Z_{0, N_S-1}$ .

See Ref.[3] for a review of how to compile  $U_{DFT}$  exactly.

Since we use an exact (to numerical precision) compilation of  $U_{DFT}$ , the Order of the Suzuki(or other) Approximant and the Number of Trots are two parameters which do not arise in QuanFou (unlike QuanTree and QuanLin).

Fig.1 shows the **Control Panel** for QuanFou. This is the main and only window of the application.

As to the input and output fields in the Control Panel for QuanFou, we've seen and explained these before in Ref.[2].

As to the output files (Log, English, Picture) generated when we press the **Write Files** button, we've seen and explained these before in Ref.[2]. For example, Figs.2, 3, 4 show an instance of these output files that was generated by QuanFou.

## 3 QuanGlue

The input evolution operator for QuanGlue is  $U_{glue} = e^{iH_{glue}}$ , where:

$$H_{glue} = g(|r_1\rangle\langle r_2| + h.c.) , \quad (2)$$

for some  $r_1, r_2 \in Z_{0, N_S-1}$ .

Ref.[4] explains our method for compiling  $U_{glue}$  exactly.

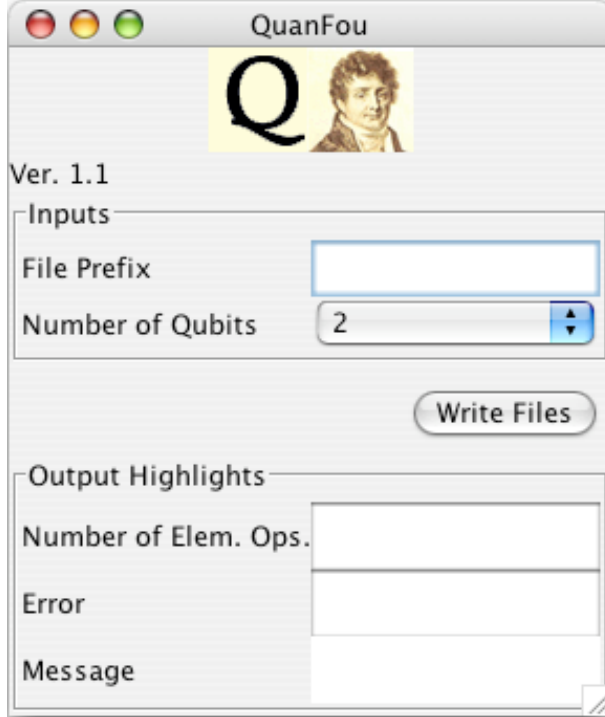


Figure 1: Control Panel of QuanFou

Since we use an exact (to numerical precision) compilation of  $U_{glue}$ , the Order of the Suzuki(or other) Approximant and the Number of Trots are two parameters which do not arise in QuanGlue (unlike QuanTree and QuanLin).

Fig.5 shows the **Control Panel** for QuanGlue. This is the main and only window of the application.

As to the input and output fields in the Control Panel for QuanGlue, we've seen and explained these before in Ref.[2], except for the input fields **Row 1** and **Row 2**.

**Row 1, Row 2:** Row 1 =  $r_1$  and Row 2 =  $r_2$  or vice versa, where  $r_1, r_2$  are the parameters defined above, the two states being glued.

As to the output files (Log, English, Picture) generated when we press the **Write Files** button, we've seen and explained these before in Ref.[2].

## 4 QuanOracle

Consider a tree with  $N_{S,tree}$  states, and  $N_{lvs} = \frac{N_{S,tree}}{2}$  leaves, with leaf inputs  $x_k \in Bool$  for  $k \in Z_{0, N_{lvs}-1}$ . The input evolution operator for QuanOracle is  $U_{oracle} = e^{iH_{oracle}}$ ,



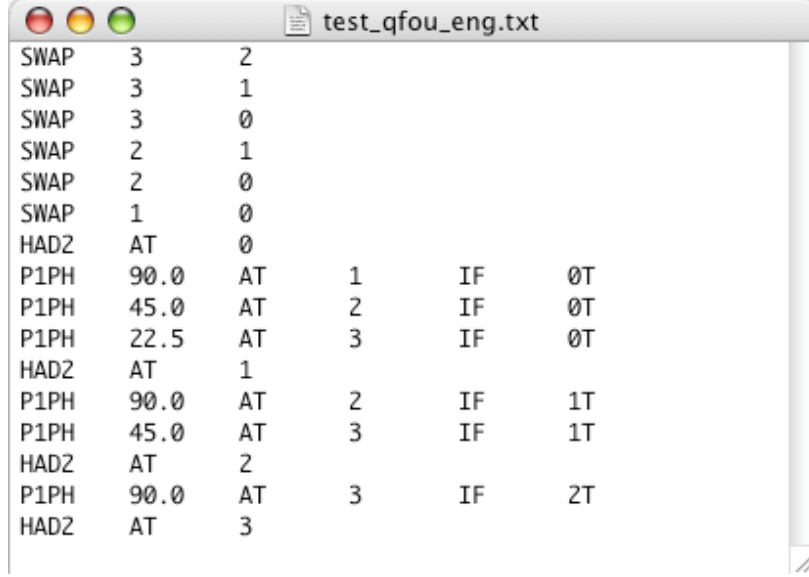


Figure 3: English File generated by QuanFou

$Bool$  for  $k \in Z_{0, N_{lvs}-1}$  are as defined above, then  $x_k = 1$  iff  $k \in Z_{a_1, b_1} \cup Z_{a_2, b_2} \dots \cup Z_{a_n, b_n}$ . Each set  $Z_{a_k, b_k}$  is a “band”. If  $a_k = b_k$ , the band has a single element. QuanOracle checks that  $0 \leq a_0, b_n \leq (N_{lvs} - 1)$ , and  $b_k - a_k \geq 0$  for all  $k$ . It also checks that  $a_{k+1} - b_k \geq 2$ . (If  $a_{k+1} - b_k = 1$ , bands  $k + 1$  and  $k$  can be merged. If  $a_{k+1} - b_k = 0, -1, -2, \dots$ , bands  $k + 1$  and  $k$  overlap.)

As to the output files (Log, English, Picture) generated when we press the **Write Files** button, we’ve seen and explained these before in Ref.[2].

## 5 QuanShi

The input evolution operator for QuanShi is the unitary operation  $U_{shift}$  that takes:

$$|x\rangle \rightarrow |(x + t) \pmod{N_S}\rangle, \quad (4)$$

where  $x, t \in Z_{0, N_S-1}$ , with  $N_S = 2^{N_B}$  for some positive integer  $N_B$ . We call  $t$  the **state shift**.

$U_{shift}$  can be easily expressed in matrix form. For example, for  $N_S = 8$  and  $t = 3$ ,

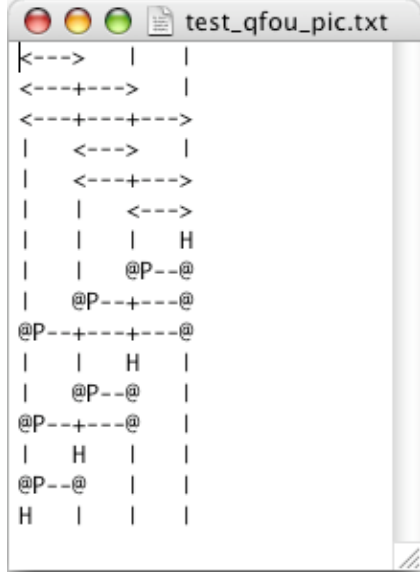


Figure 4: Picture File generated by QuanFou

$$U_{shift} = \begin{array}{c|cccc|cccc} & 0 & 1 & 2 & t & & & & \\ \hline 0 & & & & 1 & & & & \\ \hline 1 & & & & & 1 & & & \\ \hline 2 & & & & & & 1 & & \\ \hline \vdots & & & & & & & 1 & \\ \hline & & & & & & & & 1 \\ \hline N_S-t & 1 & & & & & & & \\ \hline & & 1 & & & & & & \\ \hline N_S-1 & & & 1 & & & & & \end{array} . \quad (5)$$

Appendix A explains our method for compiling  $U_{shift}$  exactly.

Since we use an exact (to numerical precision) compilation of  $U_{shift}$ , the Order of the Suzuki(or other) Approximant and the Number of Trots are two parameters which do not arise in QuanShi (unlike QuanTree and QuanLin).

Fig.7 shows the **Control Panel** for QuanShi. This is the main and only window of the application.

As to the input and output fields in the Control Panel for QuanShi, we've seen and explained these before in Ref.[2], except for the input field **Shift**.

**Shift:** The parameter  $t$  defined above. QuanShi allows  $-N_S < t < N_S$  and interprets



Figure 5: Control Panel of QuanGlue

a shift by  $-t$  as the inverse of a shift by  $t$ .

As to the output files (Log, English, Picture) generated when we press the **Write Files** button, we've seen and explained these before in Ref.[2].

## A Appendix: How to Compile a State Shift

In this appendix, we will show how to compile the unitary operation  $U_{shift}$  that takes

$$|x\rangle \rightarrow |(x+t) \bmod N_S\rangle, \quad (6)$$

where  $x, t \in Z_{0, N_S-1}$ , with  $N_S = 2^{N_B}$  for some positive integer  $N_B$ . We call  $t$  the **state shift**.

$U_{shift}$  can be easily expressed in matrix form. For example, for  $N_S = 8$  and  $t = 3$ ,



Figure 6: Control Panel of QuanOracle

$$U_{shift} = \begin{array}{c|cccc|cccc} & 0 & 1 & 2 & t & & & & & \\ \hline 0 & & & & 1 & & & & & \\ 1 & & & & & 1 & & & & \\ 2 & & & & & & 1 & & & \\ \vdots & & & & & & & 1 & & \\ & & & & & & & & 1 & \\ N_S-t & 1 & & & & & & & & \\ & & 1 & & & & & & & \\ N_S-1 & & & 1 & & & & & & \end{array} . \quad (7)$$

$U_{shift}$  is an example of a circulant matrix. Ref.[4] reviews the well known prop-



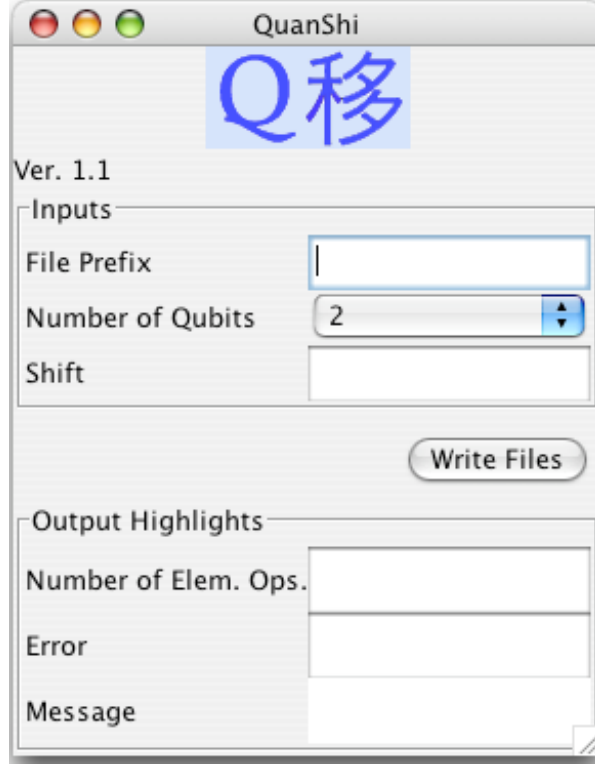


Figure 7: Control Panel of QuanShi

erties of circulant matrices. Circulant matrices have a particularly simple eigenvalue decomposition. Define

$$\omega = e^{-i\frac{2\pi}{N_S}}. \quad (8)$$

Then, according to Ref.[4],

$$U_{shift} = VDV^\dagger, \quad (9)$$

where

$$V_{p,q} = \frac{1}{\sqrt{N_S}}\omega^{pq}, \quad (10)$$

and

$$D = \text{diag}(\lambda_0, \lambda_1, \dots, \lambda_{N_S-1}) \text{ with } \lambda_m = \omega^{mt}. \quad (11)$$

Note that  $V^\dagger$  is the DFT matrix.

It follows that

$$D = \exp(-i\frac{2\pi}{N_S}tA), \quad (12)$$

where

$$A = \begin{bmatrix} 0 & & & & \\ & 1 & & & \\ & & 2 & & \\ & & & \ddots & \\ & & & & N_S - 1 \end{bmatrix} = \sum_{\vec{m} \in \text{Bool}^{N_B}} m P_{\vec{m}}. \quad (13)$$

We are using  $\vec{m} = (m_{N_B-1}, \dots, m_2, m_1, m_0)$ , and  $m = \text{dec}(\vec{m}) = 2^{N_B-1}m_{N_B-1} + \dots + 2^2m_2 + 2m_1 + m_0$ .

Consider  $A$  for  $N_B = 2$ :

$$0P_{00} + 1P_{01} + 2P_{10} + 3P_{11} = P_{01} + 2P_{1.} + P_{11} \quad (14a)$$

$$= P_{.1} + 2P_{1.} \quad (14b)$$

$$= n(0) + 2n(1). \quad (14c)$$

Now consider  $A$  for  $N_B = 3$ :

$$\sum_{\vec{m} \in \text{Bool}^3} (2^2m_2 + 2m_1 + m_0)P_{\vec{m}} = \sum_{\vec{m} \in \text{Bool}^3} (2^2m_2P_{\vec{m}}) + 2n(1) + n(0) \quad (15a)$$

$$= 2^2P_{1..} + 2n(1) + n(0) \quad (15b)$$

$$= 2^2n(2) + 2n(1) + n(0). \quad (15c)$$

This result can be easily generalized using induction to an arbitrary number of qubits.

An exact compilation of  $U_{\text{shift}}$  is now readily apparent from Eq.(9). The matrices  $V$  and  $V^\dagger$  are DFTs matrices so we know how to compile them. The diagonal matrix  $D$  is also easy to compile. For example, for  $N_B = 3$ ,

$$D = \exp\left(-i\frac{2\pi}{N_S}t[2^2n(2) + 2n(1) + n(0)]\right) = \begin{array}{c} \boxed{e^{i\phi n}} \\ \boxed{e^{i2\phi n}} \\ \boxed{e^{i4\phi n}} \end{array}, \quad (16)$$

where  $\phi = -\frac{2\pi}{N_S}t$ .

## References

- [1] QuanFou, QuanGlue, QuanOracle and QuanShi software available at [www.ar-tiste.com/QuanSuite.html](http://www.ar-tiste.com/QuanSuite.html)

- [2] R.R. Tucci, “QuanTree and QuanLin, Two Special Purpose Quantum Compilers”, arXiv:0712.3887
- [3] R.R.Tucci, “QC Paulinesia”, quant-ph/0407215
- [4] R.R.Tucci, “How to Compile Some NAND Formula Evaluators”, arXiv:0706.0479