

EVIDENCE FOR AN OVERLUMINOSITY OF THE VARIABLE STAR RR LYR, AND A REVISED DISTANCE TO THE LMC

M. CATELAN¹ AND C. CORTÉS^{1,2}

ApJ (Letters), in press

ABSTRACT

We use theoretical models to establish a tight relationship for the absolute magnitudes of RR Lyrae stars as a function of their periods and Strömgen pseudo-color $c_0 \equiv (u-v)_0 - (v-b)_0$. Applying this to RR Lyr, and comparing the result with the predicted average absolute magnitude for stars of similar metallicity from the same models, yields an overluminosity of 0.064 ± 0.013 mag in Strömgen y (and thus similarly in V) for RR Lyr. Based on a revised value for RR Lyr's trigonometric parallax, and on a newly derived reddening value of $E(B-V) = 0.015 \pm 0.020$, we provide a corrected relationship between average absolute magnitude and metallicity for RR Lyrae stars that takes RR Lyr's evolutionary status fully into account for the first time. Applying this relationship to the LMC, we derive a revised true distance modulus of $(m-M)_0 = 18.44 \pm 0.11$.

Subject headings: stars: distances — stars: horizontal-branch — stars: variables: other — distance scale

1. INTRODUCTION

RR Lyrae (RRL) stars are radially pulsating variable stars with periods in the 0.2–1.0 d range, and visual amplitudes $\lesssim 2$ mag. They are accordingly easily identified, and play a key role as the cornerstone of the Population II distance scale. They are extensively used to determine distances to old and sufficiently metal-poor systems, where they are commonly found in large numbers. In particular, RRL are present in globular clusters (GC's) and the dwarf galaxies in the neighborhood of the Milky Way (e.g., Greco et al. 2007), and have also been identified in the M31 field (e.g., Brown et al. 2004; Dolphin et al. 2004), in some M31 companions (e.g., Pritzl et al. 2005), and in at least 4 M31 GC's (Clementini et al. 2001).

While period-luminosity (PL) relations for RRL stars in JHK have been known and studied for a long time (e.g., Longmore, Fernley, & Jameson 1986; Catelan, Pritzl, & Smith 2004; Del Principe et al. 2006), only recently have such relations been extended to bluer filters. In particular, Cortés & Catelan (2007) have carried out a theoretical study of RRL stars in the Strömgen (1963) $uvby$ passband system, concluding that several relationships involving the (rather reddening-independent) *pseudo-color* $c_0 \equiv (u-v)_0 - (v-b)_0$ are present that may prove helpful in deriving distances to RRL stars. As well known, the Strömgen system represents an invaluable tool in the study of the physical parameters of stars, including temperature, surface gravity, metallicity, and (cluster) ages (e.g., Schuster & Nissen 1989; Grundahl et al. 2000).

In this *Letter* we provide, for the first time, a method to precisely estimate the degree of overluminosity in the visual for even field RRL stars. This is based on a comparison between the predicted average RRL absolute magnitude for the star's metallicity, on the one hand, and its own precise absolute magnitude, on the other – the latter being derived based solely on c_0 and the pulsation period.

2. THE METHOD

The chemical composition of RR Lyr was studied by Clementini et al. (1995), who derived $[\text{Fe}/\text{H}] = -1.39$, $[\alpha/\text{Fe}] = +0.31$ for the star. According to Bragaglia et al. (2001), this $[\text{Fe}/\text{H}]$ value is in the Zinn & West (1984, ZW84) scale; this translates to $[\text{Fe}/\text{H}] = -1.16$ in the Carretta & Gratton (1997, CG97) scale. Based on Salaris, Chieffi, & Straniero (1993), we estimate a metallicity $Z = 1.4 \times 10^{-3}$ or 2.3×10^{-3} in the two scales, respectively. Our results will thus be based on models computed for a metallicity $Z = 2 \times 10^{-3}$.

We have computed extensive sets of horizontal branch (HB) simulations following the same procedures already described elsewhere (Catelan et al. 2004; Cortés & Catelan 2007). The main sequence helium abundance in our models is $Y_{\text{MS}} = 0.23$. In Figure 1 we show a synthetic $M_y, b-y$ CMD, for a rather even HB type. The blue edge of the instability strip (IS) is based on equation (1) in Caputo et al. (1987), shifted in temperature by -200 K. The IS width was been taken as $\Delta \log T_{\text{eff}} = 0.075$; this defines the IS red edge. These choices provide good agreement with recent theoretical prescriptions and the observations (see §6 in Catelan 2004).

RRL-based distances are usually derived using a simple relation between *average* RRL V -band magnitude and metallicity. However, RR Lyr is the only RRL-type star with a sufficiently accurate trigonometric parallax for distance determinations (Benedict et al. 2002). This star has accordingly been used by several authors to place the zero point of the $\langle M_V \rangle - [\text{Fe}/\text{H}]$ relation on a firmer footing (e.g., Cacciari & Clementini 2003). Unfortunately, RR Lyr's evolutionary status remains at present unknown, and therefore it is still unclear whether it is representative of the underlying stellar population to which it is associated. This is an important issue since, as can be seen from Figure 1, a scatter in RRL magnitudes (by up to a few tenths of a magnitude; see also Sandage 1990) is *always* expected within any single population, and therefore distances based on current calibrations of the $\langle M_V \rangle - [\text{Fe}/\text{H}]$ relation may be correspondingly in error (e.g., Catelan 2005).

To emphasize this point, Figure 2 compares the difference in absolute magnitude between individual RRL stars in three HB simulations with widely different HB morphologies and the average HB absolute magnitude computed for a large sample of RRL stars in extensive HB simulations covering the full

¹ Departamento de Astronomía y Astrofísica, Pontificia Universidad Católica de Chile, Santiago, Chile; mcatelan@astro.puc.cl

² Departamento de Física Teórica e Experimental, Universidade Federal do Rio Grande do Norte, Natal, RN, Brazil; cristian@dte.ufrn.br

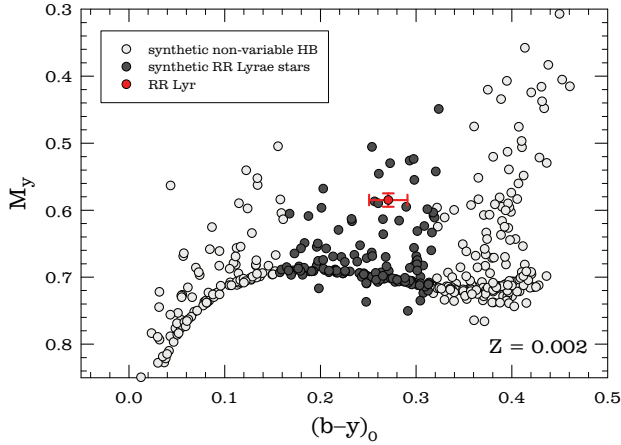


FIG. 1.— Simulated CMD for an intermediate HB type and a chemical composition $Y_{\text{MS}} = 0.23$, $Z = 0.002$. Non-variable HB stars are shown as *light gray circles*, whereas RRL variables are indicated as *dark gray circles*. The position of RR Lyr is shown as a *red circle with error bars* (see text).

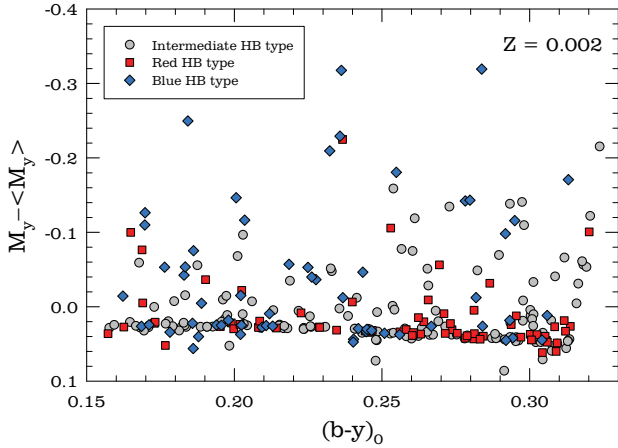


FIG. 2.— Difference between each RRL star's individual M_y value and the average over all 8114 synthetic RRL stars in our simulations, for a blue HB simulation (*blue diamond signs*), an even HB simulation (*gray circles*) and a red HB simulation (*red squares*).

range of observed HB morphologies ($\langle M_y \rangle = 0.6614 \pm 0.0008$ and median $\overline{M}_y = 0.6896$, based on 8114 synthetic stars).

Up to now, no method had been available to infer the evolutionary status of individual RRL stars to a precision better than 0.1 mag. The Strömgren system may provide us with a solution to this problem. In particular, Cortés & Catelan (2007) have shown that, by incorporating a *pseudo-color* term to the PL relation, exceedingly tight relations derive, *even for the bluer bandpasses*. We have thus used the sample of 8114 synthetic RRL stars mentioned above to search for high-precision analytical fits that would provide absolute magnitudes to a precision of ~ 0.01 mag. We thus found a linear dependence on $\log P$ and a cubic dependence on the (log of the) pseudo-color c_0 . Our final relations thus read as follows:

$$M_{\text{band}} = a + b \ln c_0 + c (\ln c_0)^2 + d (\ln c_0)^3 + e \log P. \quad (1)$$

The coefficients of the fits for each of the four *uvby* bands, along with their respective errors, are given in Table 1. The correlation coefficient ranges from $r = 0.992$ to 0.998 , and the standard errors of the estimates from 0.0072 to 0.0078 mag.

To check how well equation (1) is able to reproduce M_y for individual RRL stars, we show, in Figure 3, the difference between the M_y value implied by this equation and the

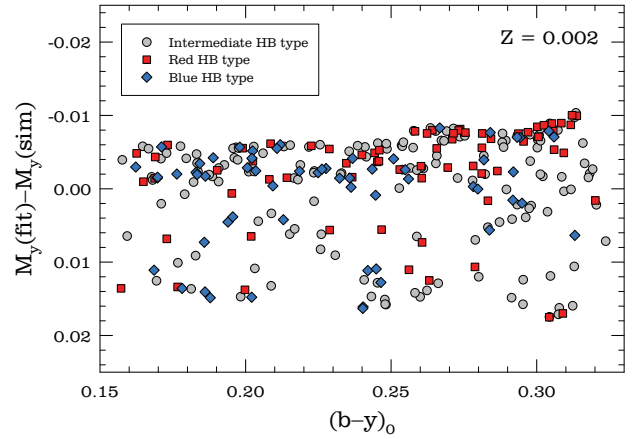


FIG. 3.— As in Figure 2, but comparing the absolute magnitudes provided by equation (1), here shown as $M_y(\text{fit})$, and the absolute magnitudes of each individual star $M_y(\text{sim})$, as provided by the HB simulations. Note that the scatter is at the level of $\sigma = 7.2 \times 10^{-3}$ mag only.

TABLE 1
COEFFICIENTS OF THE FITS

Coefficient	Value	Error	Coefficient	Value	Error
			<i>u</i>		
<i>a</i>	+1.8000	0.0010	<i>a</i>	+0.4535	0.0009
<i>b</i>	-1.1484	0.0029	<i>b</i>	-1.9103	0.0027
<i>c</i>	-0.4903	0.0213	<i>c</i>	-0.9250	0.0204
<i>d</i>	-1.3840	0.0463	<i>d</i>	-1.4128	0.0443
<i>e</i>	-1.7643	0.0026	<i>e</i>	-1.8575	0.0025
			<i>v</i>		
<i>a</i>	+0.1070	0.0009	<i>a</i>	-0.1244	0.0009
<i>b</i>	-1.6721	0.0027	<i>b</i>	-1.3546	0.0026
<i>c</i>	-0.8628	0.0197	<i>c</i>	-0.7413	0.0195
<i>d</i>	-1.2972	0.0430	<i>d</i>	-1.3146	0.0425
<i>e</i>	-1.9507	0.0024	<i>e</i>	-2.0577	0.0024

input value from the same HB simulations as in Figure 2. As can be clearly seen, the scatter, which in the previous figure amounted to several tenths of a magnitude, has been reduced to a few thousandths of a magnitude only. It is thus clear that equation (1) is capable of providing M_y values for RRL stars with remarkable precision, provided of course their periods and c_0 values are known. Comparing this with $\langle M_y \rangle$ from the same models, one immediately obtains a robust estimate of the degree of overluminosity for individual RRL stars.

3. A NEW LOOK AT RR LYR

Though RR Lyr is an extensively studied star, not many RRL surveys have been carried out in the Strömgren system to date – the papers by Epstein (1969) and Siegel (1982) being notable exceptions. We shall adopt the latter's dataset in this work. Siegel carried out his *uvby* β study of RR Lyr using the 16 in telescope at Kitt Peak, and provided a c_1 light curve. This is shown in Figure 4, where Siegel's two datasets (representing two different phases in the star's ~ 40 d-long Blazhko cycle) are displayed.

Naturally, in order to be able to apply our method to RR Lyr, we first need to compute a suitable average c_1 value for the star. In this sense, we have first carried out a Fourier fit to the star's observed c_1 curve. The result of a 5th-order Fourier decomposition is also shown in Figure 4. Averaging over this curve in magnitude units, we find $\langle c_1 \rangle_{\text{mag}} = 0.861 \pm 0.002$. Performing the same average in intensity units, we obtain a slightly different result, namely $\langle c_1 \rangle = 0.850 \pm 0.002$. In like vein, $\langle u \rangle - 2\langle v \rangle + \langle b \rangle = 0.850 \pm 0.010$. We have performed the

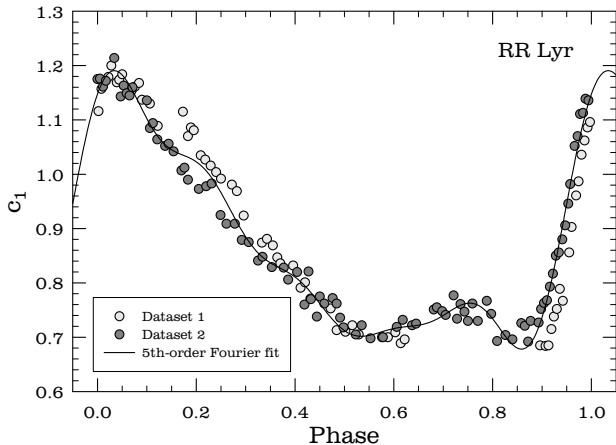


FIG. 4.— The c_1 data for RR Lyr (from Siegel 1982) are plotted as a function of the pulsation phase. The two datasets from Siegel are given with different symbols. A 5th-order Fourier fit to the data is also shown.

same test using Fourier decompositions of different orders, with no significant differences in the final average values. Likewise, the average c_1 value, as derived based on Siegel’s (1982) dataset 2 only, is not noticeably different from those provided above. (His dataset 1 is missing the minimum.) One of the main advantages of the present method is indeed the fact that the amplitude of the c_1 light curve is rather small (0.52 mag, according to the 5th-order Fourier fit), so that the differences between the several procedures to obtain the average quantities appear to be minor. We finally adopt for RR Lyr an average $c_1 = 0.855 \pm 0.005$.

As far as the reddening correction goes, we remind the reader that c_1 is a rather reddening-insensitive index, with $c_0 = c_1 - 0.15E(B-V)$. The reddening of RR Lyr is not well determined. Sollima et al. (2008) have recently argued that a value $E(B-V) = 0.02 \pm 0.03$ safely covers all of the available determinations. An independent reddening determination is afforded by comparing the star’s Strömgren photometry and our relations (see eq. 1 and Table 1).

In this sense, we have computed magnitude- and intensity-averaged $b-y$, $v-b$, $u-v$, and $u-y$ colors for RR Lyr, and compared the values derived using Siegel’s (1982) combined datasets and his dataset 2 only. We then averaged the results, adopting as final average colors for RR Lyr the following values: $b-y = 0.282 \pm 0.002$, $u-v = 1.215 \pm 0.003$, $v-b = 0.357 \pm 0.002$, and $u-y = 1.857 \pm 0.009$. The error bars include the errors of the Fourier fits used to compute the means, as well as the dispersion around the mean value given by the different definitions of the “equivalent static star.” Comparing these values with the intrinsic colors implied by our theoretical relations at $c_0 = 0.855 \pm 0.005$ and a period $P = 0.5668386$ d (Kolenberg et al. 2006), using the relationships $E(b-y) = 0.74E(B-V)$, $E(u-v) = 0.65E(B-V)$, $E(v-b) = 0.50E(B-V)$, and $E(u-y) = 1.89E(B-V)$ (Crawford & Mandwewala 1976; Clem et al. 2004), and taking a weighted average over the thus derived individual $E(B-V)$ values, we find for RR Lyr a revised reddening value of

$$E(B-V) = 0.015 \pm 0.020, \quad (2)$$

which also implies a small correction to the adopted c_0 value for RR Lyr, which becomes $c_0 = 0.853 \pm 0.006$.

Inserting these values into equation (1) for y , we find $M_y = 0.585 \pm 0.010$ mag. Using the average M_y for RRL stars of similar metallicity, from §2, we find that RR Lyr is an overlu-

minous star, by about 0.077 ± 0.010 mag in y (and thus V).³ The inferred position of the star is shown in the CMD of Figure 1. For an overluminosity in y of zero to obtain, we would have needed a $c_0 = 0.801$ for RR Lyr, which is many sigma away from the value derived on the basis of Siegel’s (1982) data. Note that the star’s overluminosity, with respect to the *median*, is even higher: 0.105 ± 0.010 mag. We emphasize that this result is based on a differential use of the theoretical models. Within the error bars, RR Lyr’s overluminosity is also not inconsistent with the recent near-IR study by Sollima et al. (2008, their Fig. 2).

To check the model dependence of this result, we repeated our procedure using the Pietrinferni et al. (2004) tracks, corrected as in Cassisi et al. (2004). Based on the resulting HB simulations we rederive the parameters of equation (1), leading to a relation with $r = 0.993$ and standard error of the estimate 0.006 mag. We infer the M_y value for RR Lyr therefrom ($M_y = 0.580$ mag), and compare with the value ($M_y = 0.6576$ mag from the same simulations). This gives for RR Lyr an overluminosity of 0.077 mag, in perfect agreement with the value derived earlier. Using the Lee & Demarque (1990) models for $Y_{MS} = 0.23$, the overluminosity we find is 0.064 mag, again consistent with our previous results.

Cortés & Catelan (2007) caution that a star’s exact overluminosity will depend on the adopted metallicity scale. To safely accommodate the resulting range of possible values for RR Lyr, we finally adopt for this star an overluminosity in y (and thus V) of 0.064 ± 0.013 mag.

4. A REVISED RRL $\langle M_V \rangle - [\text{Fe}/\text{H}]$ RELATION

Let us assume, as often done, a relation of the form $\langle M_V \rangle = \alpha[\text{Fe}/\text{H}] + \beta$. Here we shall adopt a slope $\alpha = 0.23 \pm 0.04$, as suggested in several recent reviews of the subject (e.g., Cacciari & Clementini 2003). What about the zero point β ?

Benedict et al. (2002) obtained, using the *Hubble Space Telescope* (HST), an accurate value for RR Lyr’s trigonometric parallax, namely $\pi_{\text{abs}}^{\text{HST}} = 3.82 \pm 0.20$ mas. Very recently, van Leeuwen (2007) revised the trigonometric parallaxes provided by Hipparcos, and arrived at a value $\pi_{\text{abs}}^{\text{Hip}} = 3.46 \pm 0.64$ mas for RR Lyr. A weighted average of ground-based studies (van Altena, Lee, & Hoffleit 1995) indicates a parallax $\pi_{\text{abs}}^{\text{ground}} = 3.0 \pm 1.9$ mas for this star. Taking a weighted average of these results, we obtain a final value of $\pi_{\text{abs}} = 3.78 \pm 0.19$ mas for RR Lyr. This implies a revised distance modulus of $(m-M)_0 = 7.11 \pm 0.11$ mag for the star.

In recent work, an intensity-weighted mean magnitude of $\langle V \rangle = 7.76$ mag (Fernley et al. 1998, F98) has been adopted for RR Lyr. However, we note that this value is based on *Hipparcos* photometry, which may require a non-trivial transformation to the standard system. For comparison, Layden (1994) determines a $\langle V \rangle = 7.66$ mag, and Layden et al. (1996) find instead $\langle V \rangle = 7.74$ mag. Gould & Popowski (1998, GP98) argue strongly in favor of the *Hipparcos*-based magnitudes of F98, but propose a (small) reddening-related correction: $V_{\text{GP98}} = V_{\text{F98}} - 0.2E(B-V)$. Using our derived reddening value (eq. 2), and adopting a standard extinction law with $A_V = 3.1E(B-V)$, one finds $A_V^{\text{RRL}} = 0.045 \pm 0.062$ mag. The final, extinction-corrected RR Lyr mean magnitude is accordingly $\langle V_0 \rangle = 7.710 \pm 0.062$ mag.

³ To derive an overluminosity in other bandpasses is more tricky, in view of the non-zero slope of the HB in planes other than M_y , $b-y$. Taking the HB slope into due account, we find for RR Lyr overluminosities in u , v , b of -0.075 , -0.113 , and -0.096 mag, respectively.

As well known, the intensity- or magnitude-weighted mean magnitude does not necessarily correspond to the magnitude of the “equivalent static star” (i.e., the magnitude the star would have if it were not pulsating): an amplitude-dependent correction has to be applied. Such a correction has been obtained by Bono, Caputo, & Stellingwerf (1995) on the basis of detailed hydrodynamical models. Inspection of the light curves for RR Lyr (e.g., Szeidl & Kolláth 2000; Smith et al. 2003; Kolenberg et al. 2006) suggests that the amplitude in V oscillates in the 0.5 – 1.1 mag range. According to Table 2 in Bono et al., this is precisely the amplitude range over which the intensity-weighted mean magnitude provides the most accurate description of the magnitude of the equivalent static star. Taking, accordingly, a value $\langle V_0 \rangle = 7.710 \pm 0.062$ mag and a distance modulus $(m-M)_0 = 7.11 \pm 0.11$ mag, one finds an absolute magnitude for the star of $M_V = 0.600 \pm 0.126$ mag.

This, as previously argued, should *not* be viewed as representative of the average absolute magnitude of RRL stars of similar metallicity: according to our results, the latter are fainter (on average) than RRL by about 0.064 ± 0.013 mag. Therefore, the average absolute magnitude of RRL stars of metallicity similar to RR Lyr’s should be

$$\langle M_V \rangle = 0.664 \pm 0.127 \text{ mag.} \quad (3)$$

Adopting for RR Lyr the metallicity values provided in §2, one then finds the following final relations:

$$\langle M_V \rangle = (0.23 \pm 0.04) [\text{Fe}/\text{H}]_{\text{ZW84}} + (0.984 \pm 0.127), \quad (4a)$$

$$\langle M_V \rangle = (0.23 \pm 0.04) [\text{Fe}/\text{H}]_{\text{CG97}} + (0.931 \pm 0.127). \quad (4b)$$

To close, we note, in passing, that the result given in equation (3) is in reasonable agreement with the average M_V value at $Z = 0.002$ derived from our HB simulations (§2).

5. A REVISED LMC DISTANCE MODULUS

Equation (4a) implies an $M_V = 0.644 \pm 0.141$ mag at $[\text{Fe}/\text{H}] = -1.48 \pm 0.07$, which is the mean metallicity derived for LMC RRL variables by Gratton et al. (2004, ZW84 scale). Using a value $\langle V_0 \rangle = 19.068 \pm 0.102$ mag from Gratton et al., one then finds a true distance modulus for the LMC of $(m-M)_0^{\text{LMC}} = 18.42 \pm 0.17$. If one uses instead the average values for LMC RRL stars independently determined by Borissova et al. (2004), namely $[\text{Fe}/\text{H}] = -1.46 \pm 0.09$ dex and $\langle V \rangle = 19.45 \pm 0.04$ mag, with their favored reddening of $E(B-V) = 0.11$ mag, one finds $\langle V_0 \rangle = 19.11 \pm 0.04$ mag for a $M_V = 0.648 \pm 0.142$ mag; thus $(m-M)_0^{\text{LMC}} = 18.46 \pm 0.15$. Taking a weighted average over these two results, we arrive at the following distance modulus for the LMC:

$$(m-M)_0^{\text{LMC}} = 18.44 \pm 0.11. \quad (5)$$

6. CONCLUSIONS

In this *Letter*, we have established, based on Strömgren photometry, that the star RR Lyr is approximately 0.064 mag brighter than the average for other RRL stars of similar metallicity. We also derive a new reddening value for RR Lyr, namely, $E(B-V) = 0.015 \pm 0.020$. These results, along with a newly derived trigonometric parallax for RR Lyr, lead to a revision in the RRL absolute magnitude-metallicity relation, and thus to a revised distance modulus for the LMC.

Useful comments by an anonymous referee are gratefully acknowledged. We also thank F. Grundahl and H. A. Smith for their comments on a draft of this paper. This work is supported by Proyecto FONDECYT Regular #1071002.

REFERENCES

- Benedict, G. F., et al. 2002, *AJ*, 123, 473
 Bono, G., Caputo, F., & Stellingwerf, R. F. 1995, *ApJS*, 99, 263
 Borissova, J., Minniti, D., Rejkuba, M., Alves, D., Cook, K. H., & Freeman, K. C. 2004, *A&A*, 423, 97
 Bragaglia, A., Gratton, R. G., Carretta, E., Clementini, G., Di Fabrizio, L., & Marconi, M. 2001, *AJ*, 122, 207
 Brown, T. M., Ferguson, H., Smith, E., Kimble, R. A., Sweigart, A. V., Renzini, A., & Rich, R. M. 2004, *AJ*, 127, 2738
 Cacciari, C., & Clementini, G. 2003, in *Stellar Candles for the Extragalactic Distance Scale*, ed. D. Alloin & W. Gieren (Berlin: Springer), 105
 Caputo, F., de Stefanis, P., Paez, E., & Quarta, M. L. 1987, *A&AS*, 68, 119
 Carretta, E., & Gratton, R. 1997, *A&AS*, 121, 95 (CG97)
 Cassisi, S., Castellani, M., Caputo, F., & Castellani, V. 2004, *A&A*, 426, 641
 Catelan, M. 2004, *ApJ*, 600, 409
 Catelan, M. 2005, preprint (astro-ph/0507464)
 Catelan, M., Pritzl, B. J., & Smith, H. A. 2004, *ApJS*, 154, 633
 Clem, J. L., Vandenberg, D. A., Grundahl, F., & Bell, R. A. 2004, *AJ*, 127, 1227
 Clementini, G., Carretta, E., Gratton, R., Merighi, R., Mould, J. R., & McCarthy, J. K. 1995, *AJ*, 110, 2319
 Clementini, G., Federici, L., Corsi, C., Cacciari, C., Bellazzini, M., & Smith, H. A. 2001, *ApJ*, 559, L109
 Cortés, C., & Catelan, M. 2007, *ApJS*, submitted
 Crawford, D. L., & Mandwewala, N. 1976, *PASP*, 88, 917
 Del Principe, M., et al. 2006, *ApJ*, 652, 362
 Dolphin, A. E., Saha, A., Olszewski, E. W., Thim, F., Skillman, E. D., Gallagher, J. S., & Hoessel, J. 2004, *AJ*, 127, 875
 Epstein, I. 1969, *AJ*, 74, 1131
 Fernley, J., Barnes, T. G., Skillen, I., Hawley, S. L., Hanley, C. J., Evans, D. W., Solano, E., & Garrido, R. 1998, *A&A*, 330, 515 (F98)
 Gould, A., & Popowski, P. 1998, *ApJ*, 508, 844 (GP98)
 Gratton, R. G., Bragaglia, A., Clementini, G., Carretta, E., Di Fabrizio, L., Maio, M., & Taribello, E. 2004, *A&A*, 421, 937
 Greco, C., et al. 2007, *ApJ*, 670, 332
 Grundahl, F., Vandenberg, D. A., Bell, R. A., Andersen, M. I., & Stetson, P. B. 2000, *AJ*, 120, 1884
 Kolenberg, K., et al. 2006, *A&A*, 459, 577
 Layden, A. C. 1994, *AJ*, 108, 1016
 Layden, A. C., Hanson, R. B., Hawley, S. L., Klemola, A. R., & Hanley, C. J. 1996, *AJ*, 112, 2110
 Lee, Y.-W., & Demarque, P. 1990, *ApJS*, 73, 709
 Longmore, A. J., Fernley, J. A., & Jameson, R. F. 1986, *MNRAS*, 220, 279
 Pietrinferni, A., Cassisi, S., Salaris, M., & Castelli, F. 2004, *ApJ*, 612, 168
 Pritzl, B. J., Armandroff, T. E., Jacoby, G. H., & Da Costa, G. S. 2005, *AJ*, 129, 2232
 Salaris, M., Chieffi, A., & Straniero, O. 1993, *ApJ*, 414, 580
 Sandage, A. 1990, *ApJ*, 350, 603
 Schuster, W. J., & Nissen, P. E. 1989, *A&A*, 221, 65
 Siegel, M. J. 1982, *PASP*, 94, 1225
 Smith, H. A., et al. 2003, *PASP*, 115, 43
 Sollima, A., Cacciari, C., Arkharov, A. A., Larionov, V. M., Gorshanov, D. L., Efimova, N. V., & Piersimoni, A. 2008, *MNRAS*, in press
 Strömgren, B. 1963, *QJRAS*, 4, 8
 Szeidl, B., & Kolláth, Z. 2000, in *The Impact of Large-Scale Surveys on Pulsating Star Research*, ASP Conf. Ser. 203, ed. L. Szabados & D. W. Kurtz (San Francisco: ASP), 281
 van Altena, W. F., Lee, J. T., & Hoffleit, E. D. 1995, *Yale Parallax Catalog* (4th ed.; New Haven: Yale Univ. Obs.)
 van Leeuwen, F. 2007, *Hipparcos, the New Reduction of the Raw Data* (Dordrecht: Springer)
 Zinn, R., & West, M. J. 1984, *ApJS*, 55, 45 (ZW84)