

THE PHASE TRANSITION TO ETERNAL INFLATION

Paolo Creminelli^a, Sergei Dubovsky^{b,c}, Alberto Nicolis^d,
Leonardo Senatore^b, and Matias Zaldarriaga^{b,e}

^a *Abdus Salam International Centre for Theoretical Physics,
Strada Costiera 11, 34014 Trieste, Italy*

^b *Jefferson Physical Laboratory, Harvard University,
Cambridge, MA 02138, USA*

^c *Institute for Nuclear Research of the Russian Academy of Sciences,
60th October Anniversary Prospect, 7a, 117312 Moscow, Russia*

^d *Department of Physics and ISCAP,
Columbia University, New York, NY 10027, USA*

^e *Center for Astrophysics, Harvard University,
Cambridge, MA 02138, USA*

Abstract

For slow-roll inflation we study the phase transition to the eternal regime. Starting from a finite inflationary volume, we consider the volume of the universe at reheating as order parameter. We show that there exists a critical value for the classical inflaton speed, $\dot{\phi}^2/H^4 = 3/(2\pi^2)$, where the probability distribution for the reheating volume undergoes a sharp transition. In particular, for sub-critical inflaton speeds all distribution moments become infinite. We show that at the same transition point the system develops a non-vanishing probability of having a strictly infinite reheating volume, while retaining a finite probability for finite values. Our analysis represents the exact quantum treatment of the system at lowest order in the slow-roll parameters and H^2/M_{Pl}^2 .

1 Introduction and setup

1.1 Heuristic thoughts

Consider a standard slow-roll inflationary model. At the classical level, the inflaton field ϕ gently rolls down its potential, and as long as the slow-roll conditions are met the universe inflates. Eventually, once the inflaton kinetic energy becomes comparable to the potential energy, inflation ends and the universe reheats. At the quantum level, on top of this classical story there are small scalar quantum fluctuations, which after re-entering the horizon during the post-inflationary era will lead to the familiar density perturbations. In the gauge in which the inflaton follows its unperturbed classical trajectory, $\delta\phi = 0$, the scalar fluctuations are conveniently parameterized by the variable ζ , which measures the spatial curvature of constant- ϕ hypersurfaces, ${}^{(3)}\mathcal{R} = -4\nabla^2\zeta/a^2$. For a given inflationary history $(\phi(t), H(t))$ the quadratic action for scalar perturbations is simply (see e.g. ref. [1])

$$S_\zeta = \int dt d^3x \sqrt{-g} \frac{\dot{\phi}^2}{H^2} \frac{1}{2} (\partial\zeta)^2, \quad (1)$$

where the index contraction is done with the background FRW metric.

Upon canonical quantization of the above action, the typical size of quantum fluctuations at horizon scales is

$$\langle \zeta^2 \rangle_H \sim \frac{H^4}{\dot{\phi}^2} \sim \frac{1}{\epsilon} \frac{H^2}{M_{Pl}^2}, \quad (2)$$

where ϵ is the usual slow-roll parameter, $\epsilon \equiv \dot{\phi}^2/(2H^2M_{Pl}^2)$. ζ then remains constant outside the horizon, and at horizon re-entering the scalar perturbations show up as density perturbations, with initial amplitude given by ζ itself, $\delta\rho/\rho \sim \zeta$.

From a geometric viewpoint, the variable ζ is directly the dimensionless perturbation in the spatial metric of constant- ϕ hypersurfaces, $g_{ij} = a^2(t)(1 + 2\zeta)\delta_{ij}$. Hence, small ζ fluctuations means that these hypersurfaces are slightly curved, whereas the extreme case of ζ of order one corresponds to a highly deformed configuration. From eq. (2) we see that the latter case arises when the inflaton potential is so flat as to make $\dot{\phi}^2$ of order H^4 , or smaller. In terms of the slow-roll parameter ϵ , this happens when $\epsilon \lesssim H^2/M_{Pl}^2$. This regime corresponds to eternal inflation. Indeed, to see this it is convenient to switch to a different gauge, for example a spatially flat gauge, where scalar perturbations are parametrized through the inflaton fluctuation $\delta\phi$. Then, at lowest order in slow-roll parameters, the quadratic action is that of a minimally coupled, canonically normalized scalar in a fixed background geometry (see for example [1]),

$$S_{\delta\phi} = \int dt d^3x \sqrt{-g} \frac{1}{2} (\partial\delta\phi)^2, \quad (3)$$

whose typical quantum fluctuations at scales of order H are

$$\langle (\delta\phi)^2 \rangle_H \sim H^2. \quad (4)$$

On the other hand, the inflaton vev in one Hubble time advances by an amount

$$\Delta\phi_{\text{cl}} = \dot{\phi} \cdot H^{-1} . \quad (5)$$

In the ordinary, non-eternal regime quantum fluctuations are just a small correction to the classical story. But if the classical $\dot{\phi}$ becomes very small—smaller than H^2 —the classical inflaton advancement (5) drops below the typical size of quantum fluctuations. At that point the classical downhill drift becomes unimportant and the system is dominated by quantum diffusion. In particular backward diffusion is as likely as the forward one. Any given observer will eventually experience reheating—because in a diffusion process the probability for a given particle to touch any given position is always one. Nevertheless inflation is globally eternal, in that backward diffusion, through the exponential expansion of the universe, leads to the creation of more and more Hubble patches which then have a chance themselves to diffuse, and there will always be some Hubble patch that keeps inflating. Notice that, as mentioned above, the eternal inflation regime sets in precisely when ζ fluctuations become of order one, signaling large deformations in the geometry. This condition was derived first in [2, 3].

The purpose of the present paper is to make progress in the *quantitative* understanding of eternal inflation. Much work has been done in this direction since the first discovery of this phenomenon [4, 5, 6, 7, 2] long time ago, and some of the material, especially in this Section, will not be completely original (see two recent summaries by Guth [8] and by Linde [9] and references therein). The main point will be to find a precise definition of slow-roll eternal inflation (if it exists) and in particular the precise inequality that must be satisfied by the parameters of the model to have eternal inflation.

Such a plan seems to be doomed to failure from the start. For one thing, when the system is in or close to the eternal inflation regime, quantum fluctuations are so large as to overcome the classical dynamics, thus impairing (a) the semiclassical approximation we started with, and (b) the approximate homogeneity and isotropy of the universe. Once these two features are lost, there seems to be very little hope to make any quantitative progress. Indeed, the homogeneity issue is what usually makes so confusing the global picture of false-vacuum eternal inflation, where bubbles of the new vacuum with different cosmological constant keeps forming, giving rise to an intractable spacetime.

However, let's look at these problems more closely for our slow-roll case. As to point (a) above, large quantum fluctuations do not necessarily mean that the system is intractable. Hardly anybody would suggest that a free scalar in Minkowski space in its vacuum state is intractable, even though its dynamics is all in quantum fluctuations. Large quantum fluctuations are only a problem if they are associated with strong coupling, that is if they correspond to some interactions becoming large, thus leading to the breakdown of perturbation theory. In other words, the issue of large fluctuations is a dynamical question rather than a kinematical one. As long as interactions are small, a quantum field can be reliably dealt with through the perturbative expansion. As to point (b), although in the eternal inflation regime the typical size of ζ fluctuations at horizon scales is of order one, we must recall that ζ parameterizes the scalar deformations in the spatial geometry induced on the equal- ϕ surfaces. A large ζ means that these surfaces have a large

intrinsic curvature. This however can arise even if the four-dimensional geometry is virtually unperturbed, but the ϕ fluctuations are so large as to dramatically bend the equal- ϕ surfaces in the surrounding FRW geometry. In this case the full 4D geometry would still be approximately homogeneous and isotropic, thus allowing once again for a perturbative approach.

Fortunately *in slow roll eternal inflation both perturbative expansions are allowed*, and are in fact one and the same, as we now explain.

1.2 Why the system is perturbative

To see that the geometry is indeed very close to that of the unperturbed inflationary solution, it is convenient to work in a gauge in which the metric fluctuations are manifestly small. This is the case for example in the gauge where the scalar perturbation is parametrized by $\delta\phi$ and the equal-time hypersurfaces are flat ¹,

$$g_{ij} = a^2(t)\delta_{ij} . \quad (6)$$

Then the other components of the metric at linear order are perturbed by [1]

$$\delta g_{00} = \frac{\dot{\phi}}{HM_{\text{Pl}}^2} \delta\phi \sim \sqrt{\epsilon} \frac{H}{M_{\text{Pl}}} , \quad (7)$$

$$\delta g_{0i} = -\frac{\dot{\phi}^2}{2H^2M_{\text{Pl}}^2} \frac{a^2(t)}{\nabla^2} \nabla_i \frac{d}{dt} \left(\frac{H}{\dot{\phi}} \delta\phi \right) \sim a(t) \cdot \sqrt{\epsilon} \frac{H}{M_{\text{Pl}}} , \quad (8)$$

where we used the typical size of $\delta\phi$ fluctuations at horizon scales, eq. (4). We explicitly see that by making ϵ smaller and smaller, we are actually *suppressing* the geometry fluctuations [3]. In the limit of vanishing ϵ the spacetime geometry looks unperturbed, but this is an artifact of the linear approximation. At quadratic order there are contributions to g_{00} , g_{0i} of order $(H/M_{\text{Pl}})^2$, which dominates over the linear ones for $\epsilon \lesssim H^2/M_{\text{Pl}}^2$ —precisely in the eternal inflation regime. Higher orders are however further suppressed by higher powers of H^2/M_{Pl}^2 , thus allowing for a perturbative expansion in such a quantity. As suggested above, the fact that in the eternal inflation regime ζ blows up is an artifact of the strong bending of the equal- ϕ surfaces in an otherwise smooth four-dimensional geometry.

Similarly, for the interactions, in the slow-roll approximation the leading interactions come from couplings with and within the gravity sector, while the ones coming from the potential are subdominant [1]. Then it is clear that as long as metric perturbations are small, interactions will be small as well and the perturbative expansion will be valid. Indeed, after integrating out the metric fluctuations (7, 8) in the same gauge as above, one gets trilinear, two-derivative self-couplings for $\delta\phi$, schematically [1]

$$S_3 \sim \int \frac{\dot{\phi}}{HM_{\text{Pl}}^2} \delta\phi \partial\delta\phi \partial\delta\phi . \quad (9)$$

¹We are restricting our analysis to scalar fluctuations. The inclusion of tensor modes is as straightforward as uninteresting: nothing dramatic happens to them in the eternal inflation regime, their amplitude being always of order H/M_{Pl} .

By using again the typical size of inflaton fluctuations, eq. (4), we see that at scales of order H interactions are suppressed with respect to the quadratic Lagrangian (3) by

$$\frac{S_3}{S_{\delta\phi}} \sim \sqrt{\epsilon} \frac{H}{M_{\text{Pl}}} . \quad (10)$$

That is, for smaller and smaller ϵ the system becomes more and more perturbative. Once again, past the critical value $\epsilon_c \sim H^2/M_{\text{Pl}}^2$ new interactions start dominating, namely quartic, two-derivative couplings [10]

$$S_4 \sim \int \frac{1}{M_{\text{Pl}}^2} \partial^2 \delta\phi^4 \sim \frac{H^2}{M_{\text{Pl}}^2} \cdot S_{\delta\phi} , \quad (11)$$

while higher-order interactions are suppressed by higher powers of H^2/M_{Pl}^2 .

In summary, in the slow-roll regime geometry fluctuations and interactions are both perturbative, with expansion parameters $\sqrt{\epsilon} \cdot H/M_{\text{Pl}}$ and H^2/M_{Pl}^2 in both cases. These expansion parameters remain small even in the eternal inflation regime $\zeta \sim H/(M_{\text{Pl}}\sqrt{\epsilon}) \sim 1$. Also for $\epsilon \rightarrow 0$ the background FRW solution tends to de Sitter space. We are therefore led to the conclusion that in this gauge *at lowest order in slow-roll and H^2/M_{Pl}^2 the system is equivalent to a minimally coupled, free scalar in a background de Sitter space, with no dynamical gravity.* In hindsight, this conclusion is obvious. In the limit in which the potential is flat the background geometry is that of de Sitter space and the only interactions are gravitational in nature, thus leading to effects that are suppressed by G_N times the appropriate power of the only energy scale in the problem, H . In the following we are going to neglect all corrections in the slow-roll parameters and in H/M_{Pl} . In particular we are going to treat as constant the slowly varying parameters H and $\dot{\phi}$; towards the end we will come back to discuss what happens when this approximation is relaxed.

Of course the simplification we discussed only applies to the inflationary era. Once inflation ends the slow-roll approximation breaks down, and ζ fluctuations get converted into density fluctuations. For $\zeta \sim 1$, one gets $\delta\rho/\rho \sim 1$ when the modes come back in the horizon, giving rise to a highly inhomogeneous four-dimensional geometry. Therefore in the eternal inflation regime, $\zeta \gtrsim 1$, the post-inflationary era is as inhomogeneous and as confusing as the usual large-scale structure of false-vacuum eternal inflation; but as long as we stick to the inflationary phase our picture of a free scalar in de Sitter space applies.

In any realistic inflationary scenario the breakdown of the slow-roll regime and the consequent reheating of the universe will be gradual processes, but for our purposes it is more convenient to picture them as instantaneously happening at some critical field value, $\phi = \phi_r$. In this approximation reheating corresponds to some definite hypersurface in spacetime. In the ordinary, non-eternal regime, $\dot{\phi}/H^2 \gg 1$, the spacetime region before the reheating surface has a nearly de Sitter geometry, with small slow-roll corrections, whereas after the reheating surface the universe is well approximated by a FRW solution with small inhomogeneities, whose amplitude is given $\zeta \sim H^2/\dot{\phi}$. If we now make the ratio $\dot{\phi}/H^2$ smaller and smaller, the two above approximate descriptions tend to separate: the de Sitter approximation before reheating becomes more and more precise up to the ultimate accuracy of $(H/M_{\text{Pl}})^2$, while the FRW one after reheating becomes

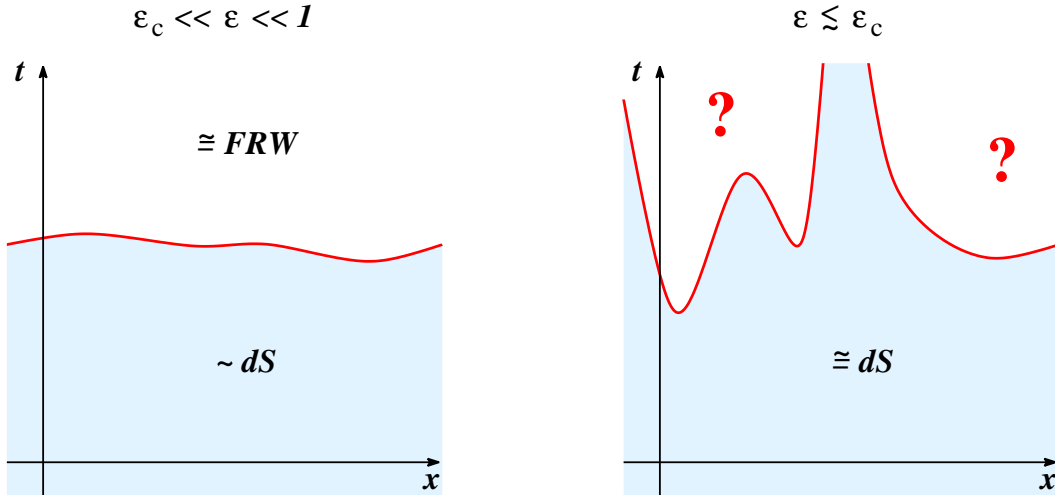


Figure 1: Left: For standard, non-eternal inflation the inflationary phase (shaded region) is nearly de Sitter, with slow-roll corrections and small inhomogeneities; the reheating surface (red curve) is slightly bent; the post inflationary phase is nearly FRW, with small perturbations inherited from the reheating surface. Right: In the eternal inflation regime, the inflationary phase is very well approximated by de Sitter geometry, with corrections of order H^2/M_{Pl}^2 , but the reheating surface has wild fluctuations; as a consequence the post-inflationary phase is highly inhomogeneous, and intractable.

strongly inadequate past $\dot{\phi}/H^2 \sim 1$. The situation is schematically depicted in fig. 1. In the eternal inflation regime we have no hope to quantitatively study the large-scale structure of the universe after reheating. However, we can study the geometry of the reheating hypersurface by approaching it from the de Sitter phase, where our approximations are well under control. We want to sharply characterize eternal inflation through some geometric property of the reheating surface.

1.3 Finite comoving volume and UV smoothing

A natural candidate for characterizing eternal inflation is the volume of the reheating surface: if starting with a finite inflationary volume at $t = 0$, the reheating surface ends up having infinite volume, we are in eternal inflation. As explained above, this should happen below some critical value of $\dot{\phi}/H^2$, which in our approximations is the only dimensionless parameter of the model. Of course the volume of the reheating surface has statistical fluctuations, which supposedly are very large close to the eternal inflation regime, so our goal is to determine whether there is a sharp transition value of $\dot{\phi}/H^2$ at which the statistical properties of the reheating volume abruptly change.

Before studying the volume statistics, we have to define our system more precisely. First, as we already mentioned, it is better to talk about a finite initial inflationary volume, otherwise the

reheating volume would be infinite to begin with. Let's therefore consider an inflationary universe compactified on a three-torus, with fixed comoving size L . L then plays the role of an infrared cutoff for the inflaton Fourier modes. We will explicitly see that our results do not depend on the value of L . For simplicity we will assume that at the initial time $t = 0$, the size of the universe is much larger than the Hubble radius, $L \gg H^{-1}$ (we are choosing $a(t)$ to be unity at $t = 0$). This is just for technical convenience, to use integrals rather than sums in Fourier space.

Then, we want to study the constant- ϕ hypersurfaces, in particular that with $\phi = \phi_r$. At short distances these surfaces are arbitrarily irregular, because the inflaton fluctuations diverge at shorter and shorter scales, $\langle (\delta\phi)^2 \rangle_k \sim k^2$. This leads to a UV-divergent volume for the equal- ϕ surfaces. However this is true even in Minkowski space, and it has nothing to do with the inflationary background we are studying. We can then cutoff the high momenta above some UV scale by smoothing out the field in space over the corresponding UV length scale. Notice that a fixed UV cutoff in physical distances looks time-dependent—actually exponentially shrinking—in comoving coordinates. We thus consider the smoothed inflaton field

$$\phi_\Lambda(\vec{x}, t) = \int d^3r f_\Lambda(r) \phi(\vec{x} + \vec{r}/a(t), t), \quad (12)$$

where $f_\Lambda(r)$ is a smooth function peaked at the origin and with typical width given by $1/\Lambda$, like for instance a Gaussian with $\sigma = 1/\Lambda$, and the explicit factor of $a(t)$ gives the correct time-dependence. Knowing the correlation functions for ϕ —which in the free field limit we are working in are all determined by just the two-point function—we can compute all the correlation functions for ϕ_Λ . In particular, ϕ_Λ too will be a Gaussian field, being a linear superposition of Gaussian fields. It will be technically more convenient for us to work with a sharp cutoff in momentum space and in this case we will see that our results do not depend on the exact size of the cutoff. This strongly suggests that it does not matter how we choose to implement the cutoff, i.e. what filter function $f_\Lambda(r)$ we pick. For reasons that will soon become clear we need to smooth out the inflaton over several Hubble volumes, that is, we need Λ^{-1} to be comfortably larger than H^{-1} .

We then concentrate on the constant- ϕ_Λ surfaces. These are smooth by definition, with no wrinkles below the UV length-scale $1/\Lambda$. Studying these smoothed-out surfaces rather than the original, ‘raw’ ones also makes more sense as far as reheating is concerned. Indeed, above we were suggesting that reheating happens when the local inflaton vev reaches the critical value ϕ_r , but of course ‘local’ has to be understood in a smoothed sense—roughly speaking, what matters for reheating should be the inflaton average over at least one Hubble volume. Once again, the fact that our results will be independent of Λ , for $\Lambda \ll H$, gives us confidence that the precise prescription we choose for defining the reheating surface does not matter.

In the following we will drop the subscript ‘ Λ ’ from the smoothed field ϕ_Λ , and the smoothing will be understood unless otherwise stated.

1.4 Space-likeness of the reheating surface

Our smoothing procedure is also important for making the reheating surface space-like. Indeed, when we talk about computing the volume of the reheating surface, we are implicitly assuming

that such a surface is space-like, so that its volume can be interpreted as the volume of the universe at the end of inflation. If such a surface were not space-like everywhere, the ‘end of inflation’ would not be an event in time, but rather in some space-time region it would look like a boundary in space. Also, the induced metric on the surface would not be positive-definite everywhere. The space-likeness of the reheating surface is not obvious when quantum fluctuations are taken into account. In the classical limit the reheating surface is obviously space-like, as the classical motion gives a $\dot{\phi}$ with definite sign. Quantum corrections add an additional motion to the classical one, as more and more modes enter in the filter $f_\Lambda(r)$ of eq. (12). It is not obvious that the resulting motion gives rise to a space-like reheating surface ².

Fortunately the smoothing procedure helps in this respect: the probability for a constant- ϕ surface *not* to be space-like somewhere is suppressed by $\sim e^{-H^2/\Lambda^2}$, where $\Lambda \ll H$ is our UV cutoff. To see this, consider the inflaton field ϕ , without any smoothing filter. The equal- ϕ surfaces are space-like if and only if ϕ itself is a good time variable, that is if and only if $\partial_\mu\phi$ is time-like everywhere,

$$(\partial\phi)^2 > 0 \tag{13}$$

(we use the $(+, -, -, -)$ metric signature). Of course ϕ is a quantum field, and the above condition cannot hold as an exact operator statement: at any space-time location there is always a finite probability for $\partial_\mu\phi$ to point in a space-like direction. The best we can hope for is to make the above inequality valid as an expectation value, and quantum fluctuations around it small; this issue is general, and it is not peculiar to the eternal regime we want to study. As to the expectation value, if we split the field into background plus fluctuations, we have

$$\langle(\partial\phi)^2\rangle = \dot{\phi}^2 + \langle(\partial\delta\phi)^2\rangle, \tag{14}$$

where $\dot{\phi}$ is the classical inflaton speed, and $\delta\phi$ in our approximations is well described by a free, minimally coupled scalar in de Sitter space. The fluctuating piece $\langle(\partial\delta\phi)^2\rangle$ is UV divergent; if we cut it off at some physical momentum Λ we get

$$\langle(\partial\delta\phi)^2\rangle = - \int^{\Lambda \cdot a(t)} \frac{d^3k}{(2\pi)^3} \frac{1}{a^2(t)} \frac{H^2}{2k} = - \frac{H^2}{8\pi^2} \Lambda^2, \tag{15}$$

which is negative. We thus see that quantum fluctuations tend to violate eq. (13), and that the equal- ϕ surfaces cannot be assumed to be space-like at arbitrarily short scales. Only for length-scales larger than the critical UV cutoff

$$\Lambda_c^{-1} \sim \frac{H}{\dot{\phi}} = H^{-1} \cdot \frac{H^2}{\dot{\phi}} \tag{16}$$

²For a generic inflaton value, different from the reheating one, it is not even clear whether it makes sense to talk about ‘surface of constant inflaton value’. Taking into account quantum fluctuations in the direction opposite to the classical motion, it is possible to go through the same value of the inflaton many times, so that the points of constant inflaton value will not form a smooth manifold. This cannot happen for the reheating surface, because by definition after crossing ϕ_r inflation ends and the system cannot fluctuate back again.

does the classical piece in eq. (14) dominate over the quantum one. We stress again that this conclusion also applies to standard, non-eternal inflation. For instance, at scales shorter than the above critical cutoff there is no sense in which one can use ϕ itself as a clock and define the equal-time surfaces by the gauge-fixing $\delta\phi = 0$. Notice however that in the non-eternal regime $\dot{\phi}/H^2$ is much larger than one and so the critical cutoff is parametrically smaller than the Hubble radius; on the other hand close to or in the eternal regime $\dot{\phi}/H^2$ is of order one, thus making the critical cutoff of order of the Hubble radius. This is why in our smoothing procedure we choose to filter out all modes with wavelengths smaller than $\Lambda^{-1} \gg H^{-1}$.

Similarly for the standard deviation of eq. (13), at scales larger than $1/\Lambda_c$ the dominant contribution comes from cross-product terms,

$$\sqrt{\langle [(\partial\phi)^2 - \langle (\partial\phi)^2 \rangle]^2 \rangle} \sim \sqrt{\dot{\phi}^2 \langle (\delta\dot{\phi})^2 \rangle} \sim \dot{\phi} \cdot \Lambda^2, \quad (17)$$

Requiring this to be negligible compared to the classical value $\dot{\phi}$ gives a constraint on Λ : $\Lambda < \Lambda_c \simeq \dot{\phi}^{1/2}$, which is stronger than (16). In the eternal inflation regime however, $\dot{\phi} \sim H^2$, so that this just reiterates the conclusion that the cutoff must be parametrically smaller than H .³

In summary, if we smooth out the inflaton field over length-scales somewhat larger than the Hubble radius, we can safely assume that the constant- ϕ hypersurfaces are space-like⁴. Of course there is always a non-vanishing probability of having a large quantum fluctuation that locally brings $\partial_\mu\phi$ onto a space-like direction. However thanks to the gaussianity of the inflaton fluctuations, such probability is exponentially small with a width given by eq. (17), roughly

$$P((\partial\phi)^2 < 0) \sim e^{-\frac{\dot{\phi}^2}{\Lambda^2}} \sim e^{-H^2/\Lambda^2}. \quad (18)$$

We stress again that the same arguments hold in the non-eternal regime: the gauge fixing $\delta\phi = 0$ only make sense with a sufficiently small cutoff Λ and neglecting exponentially small corrections similar to the equation above.

³Eq. (17) is the correct expression in the eternal case, where we must choose $\Lambda \ll H$. In the non-eternal case, if we allow for $\Lambda \gg H$ there is another competing term of the form Λ^4 . Anyway one ends up with the constraint $\Lambda < \Lambda_c \simeq \dot{\phi}^{1/2}$ which is parametrically shorter than the Hubble radius in the non-eternal regime.

⁴One may argue that, although the smoothed reheating surface is spacelike, the real one may be not, as reheating will be sensitive to scales of order H^{-1} and not much larger. This would be problematic as it implies the existence of inflating points in the future light-cone of points where inflation already finished. As we discussed, the post-inflationary era is not under control and it would therefore be impossible to proceed. However, a model in which a potential giving eternal inflation abruptly ends and reheats is an idealization. One should consider a realistic potential where $\zeta \ll 1$ close to reheating. As we will discuss later, this period of non-eternal inflation does not change our conclusions, but it introduces a physical smoothing of the reheating surface, as at short scales ζ is very small. This implies that the reheating surface *is* space-like. This is the most physical way of looking at our smoothing procedure: the effect of a final period of inflation during which quantum fluctuations are small. We thank Ben Freivogel and Raman Sundrum for discussions about this point.

1.5 Quantum field vs. classical stochastic system

Another reason why we need $\Lambda^{-1} \gg H^{-1}$ is that, in this approximation, as it was already noticed in the context of eternal inflation in [2, 11], we can neglect the quantum nature of the field and treat it as a classical stochastic system. Consider a single Fourier mode of the scalar field; as we are neglecting interactions, it simply behaves as an harmonic oscillator with parameters that depend on the background and are thus time dependent. As it is well known, in the limit in which the mode wavelength is much larger than the Hubble scale, the system is in a squeezed state with very large squeezing parameter [17]. This corresponds to the fact that the dynamics is dominated by the so called “growing mode”, while the other independent solution dies away exponentially (“decaying mode”). Although the system is still fully quantum, we expect that all physical measurements and interactions will only be sensitive to the growing mode so that the decaying one can be disregarded. This leads to a classical system, with the amplitude of the growing mode as a classical stochastic variable ⁵.

In conclusion, under our approximations the inflaton fluctuations are well described by a classical stochastic field with Gaussian statistics. All correlation functions are then determined uniquely by the two-point function. At equal times, before smoothing this is

$$\langle \delta\phi(\vec{x}, t) \delta\phi(\vec{y}, t) \rangle = \frac{1}{(2\pi)^2} \frac{1}{|\vec{x} - \vec{y}|^2 a^2(t)} - \frac{H^2}{(2\pi)^2} \log \frac{|\vec{x} - \vec{y}|}{L}, \quad (19)$$

where L is our IR cutoff—the comoving size of the universe. The first term is the usual two-point function for a massless scalar in Minkowski space. The second piece is peculiar to de Sitter space, and it is the celebrated scale-invariant spectrum. Upon smoothing out the field, the above expression is the correct one at distances larger than the UV cutoff, $|\vec{x} - \vec{y}| \cdot e^{Ht} \gg \Lambda^{-1}$, whereas at shorter distances the two points can be thought of as coincident and we get the classic result [12, 13, 14]

$$\langle (\delta\phi^2(\vec{x}, t)) \rangle = \alpha \Lambda^2 + \frac{H^2}{(2\pi)^2} (\log \Lambda L + \beta + Ht) = \frac{H^3}{(2\pi)^2} t + \text{const} . \quad (20)$$

As usual, the coefficient of the quadratically divergent piece, α , as well as the finite part associated to the log-divergent piece, β , are order-one numbers that are regularization-dependent, i.e. they depend on the precise filter-function we adopt to smooth-out the field. On the other hand, the coefficient in front of the log-divergence is regularization-independent, being determined by long-distance physics. The factor of t comes from the explicit time-dependence of the UV-cutoff in comoving coordinates, or, equivalently, from the time-dependence of the IR cutoff in physical coordinates. Physically, as time goes on more and more modes are included in the smoothed field and, given the scale-invariance of the spectrum, they all contribute to the variance (20). The coefficient of t is also regularization-independent, being determined by the log-divergence coefficient and by how the cutoff scales with time—not by the precise definition of the cutoff.

⁵Referring to the discussion of footnote 4, we can again assume that a period of non-eternal inflation, $\zeta \ll 1$, stretches all the relevant modes largely out of the horizon, so that we are indeed allowed to treat them classically.

We see that the variance of $\delta\phi$ at a given comoving point \vec{x} increases linearly with time. This reminds us of a random walk and it is the base of the so called stochastic approach to inflation which dates back to [15, 2, 11]. Indeed, if as smoothing procedure we choose a sharp cutoff in momentum space, the analogy becomes exact: at any given point $\delta\phi(\vec{x})$ undergoes a random walk, every new mode included in the smoothing giving a random kick to the field, totally uncorrelated to the previous ones. This will allow us to exploit the technology of diffusion processes.

Before moving to the actual calculations, we want to underline the simplicity of the system under study. Everything has been reduced to a free scalar in de Sitter space. Going towards the eternal inflation regime however, we will see that this system gives rise to a kind of phase transition producing an infinite reheating volume. Although we are studying a free field, the relation between the reheating volume and the scalar is very non-linear and this is what gives rise to the interesting dynamics.

2 Volume statistics

2.1 The average

Let us study the probability density $\rho(V)$ for the volume of the reheating surface $\phi = \phi_r$. Our goal is to identify a sharp transition in the behavior of this probability density at some finite value of the parameters of the model. In the setup discussed in the previous section the only dimensionless parameter is given by the quantity $\dot{\phi}/H^2$, the ratio between the classical motion and quantum fluctuations. We want to see whether it is possible to identify a critical value of $\dot{\phi}/H^2$ where a sharp transition in the properties of $\rho(V)$ occurs. This would correspond to the onset of the eternal inflation regime.

Let us start with calculating the average reheating volume $\langle V \rangle$

$$\langle V \rangle = \int dV V \rho(V) . \quad (21)$$

If we call $t_r(\vec{x})$ the reheating time as a function of the comoving coordinate \vec{x} , the average volume can be written as

$$\langle V \rangle = \left\langle \int d^3x e^{3Ht_r(\vec{x})} \right\rangle = \int d^3x \langle e^{3Ht_r(\vec{x})} \rangle , \quad (22)$$

where we reversed the order of integration and averaging thanks to linearity of both. Then the problem becomes very simple:

$$\langle V \rangle = L^3 \int dt e^{3Ht} p_r(t) , \quad (23)$$

where $p_r(t)$ is the probability that at a given point \vec{x} the field reaches the reheating value ϕ_r at time t . By translational invariance this probability does not depend on the point \vec{x} , so that the integral over the comoving coordinates can be factored out to give the volume of the comoving box L^3 .

To obtain the probability of reheating at time t we have to start from the probability $P(\phi, t)$ of having a given field value ϕ at time t . This again does not depend on the point \vec{x} . Then the probability to reheat at time t can be calculated as time-variation of the probability of still being inflating, *i.e.* of having ϕ anywhere on the left of ϕ_r :

$$p_r(t) = -\frac{d}{dt} \int_{-\infty}^{\phi_r} d\phi P(\phi, t) . \quad (24)$$

As we already discussed in the previous section, at leading order in the slow roll parameters, the perturbation of the inflaton field around the classical slow roll solution,

$$\psi = \phi - \dot{\phi}t \quad (25)$$

is a Gaussian field with variance σ^2 that grows linearly with time (see figure 2),

$$\sigma^2 = \frac{H^3}{4\pi^2} t . \quad (26)$$

Here we dropped t -independent terms present in the full expression (20). It is straightforward to keep track of these terms and check that they do not affect our results, that depend only on the late time asymptotics of σ^2 . In fact the constant pieces in eq. (20) can be set to zero by a constant shift of the time variable, $t \rightarrow t + \text{const}$. All properties of the system that are dominated by the $t \rightarrow \infty$ limit—like whether inflation is eternal or not—are totally insensitive to such a shift. Note that the UV cutoff Λ does not enter in the t -dependent part (26), nor does the IR cutoff L , so that our conclusions are not sensitive to the values of Λ and L . To avoid the proliferation of numerical coefficients, in what follows it is convenient to use σ^2 itself as time variable. At any given \vec{x} , the probability distribution $P(\phi, t)$, when written as a function of ψ and σ^2 , satisfies the diffusion equation

$$\frac{\partial P}{\partial \sigma^2} = \frac{1}{2} \frac{\partial^2 P}{\partial \psi^2} . \quad (27)$$

Inflation ends when the inflaton field ϕ reaches ϕ_r . Consequently, we are interested in solving the diffusion equation (27) with an “absorbing barrier” at the corresponding value of ψ , *i.e.* the solution should satisfy the Dirichlet boundary condition

$$P|_{\psi=\psi_r} = 0 , \quad (28)$$

with

$$\psi_r = \phi_r - \dot{\phi}t = \phi_r - 4\pi^2 \frac{\dot{\phi}}{H^3} \sigma^2 . \quad (29)$$

Such a solution can be constructed by using a generalization of the method of images. One starts with the standard solution describing diffusion without any barriers and with initial condition localized at $\psi = 0$ for $t = 0$

$$P_0(\psi, \sigma^2) = \frac{1}{\sqrt{2\pi\sigma^2}} e^{-\psi^2/2\sigma^2} . \quad (30)$$

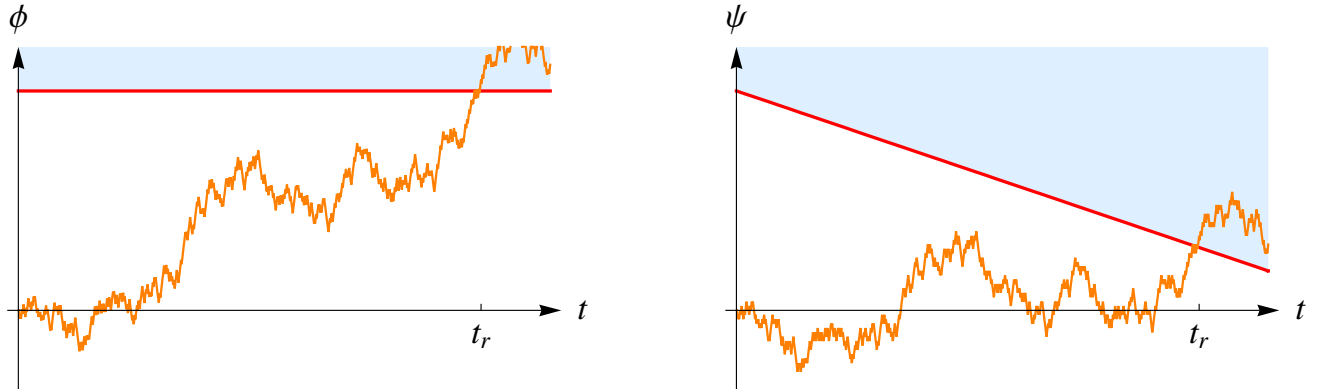


Figure 2: *At any given comoving point, the local inflaton value undergoes a random walk. Left: for ϕ the reheating barrier is held fixed at $\phi = \phi_r$, but there is classical drift towards it. Right: for the fluctuation ψ there is no net drift, but the barrier is approaching at a speed $\dot{\phi}$.*

In the case of a time independent barrier, it is well known that the Dirichlet boundary condition can be satisfied adding a negative image located specularly with respect to the barrier. In our case we have a barrier moving linearly in time. It is straightforward to show that in this case the solution becomes

$$P_1(\psi, \sigma^2) = \frac{1}{\sqrt{2\pi\sigma^2}} \left(e^{-\psi^2/2\sigma^2} - e^{8\pi^2\dot{\phi}\phi_r/H^3} e^{-(\psi-2\phi_r)^2/2\sigma^2} \right). \quad (31)$$

The image is symmetric with respect to the barrier position at time $t = 0$ and it is multiplied by a constant factor which depends on the barrier speed. Note that in the whole physical region, $\psi < \psi_r$, the contribution from the image is smaller than the P_0 term, as it should be in order for the density distribution P_1 to remain positive. Far from the barrier the contribution of the image is exponentially suppressed.

We can now use our solution for P to evaluate the probability (24) of reheating at a given time t . By making use of the diffusion equation (27) and taking into account that P vanishes on the barrier, eq. (28), we have

$$p_r(t) = -\frac{H^3}{8\pi^2} \left. \frac{\partial P}{\partial \phi} \right|_{\psi=\phi_r-\dot{\phi}t}. \quad (32)$$

Disregarding the polynomial dependence in front of the exponential we have

$$p_r(t) \sim e^{-2\pi^2 \frac{(\phi_r - \dot{\phi}t)^2}{H^3 t}}. \quad (33)$$

At late times this gives for the volume (23)

$$\langle V \rangle \simeq L^3 \int_0^\infty dt \alpha(t) e^{3Ht - \frac{2\pi^2 \dot{\phi}^2}{H^3} t + O(1)}, \quad (34)$$

where the prefactor $\alpha(t)$ does not have exponential dependence on time. We see that the average reheating volume remains finite if and only if

$$\Omega \equiv \frac{2\pi^2}{3} \frac{\dot{\phi}^2}{H^4} > 1. \quad (35)$$

So far we have not talked about the initial condition we choose for the inflaton. Clearly, as the general solution of the diffusion equation is given by the convolution of $P_1(\psi, t)$ with the initial probability distribution, the initial condition is irrelevant for the convergence of the average reheating volume. A similar criterium for the divergence of the inflating volume was put forward in [16]. Here we focus on the more physical quantity of reheating volume and we proceed to better characterize what happens at $\Omega = 1$.

Equation (35) appears as a sharp criterion for whether eternal inflation takes place or not. At the end we will argue that this is essentially correct; however to justify this conclusion we first need to address several important subtle points. Let us try to understand in more detail what happens to the probability distribution for the reheating volume $\rho(V)$ at the critical value $\Omega = 1$, where the average reheating volume diverges. There are two possible options. First, it may happen that each moment $\langle V^n \rangle$ of the distribution has a different critical value of Ω when it starts diverging. This would happen, for instance, if $\rho(V)$ had a power law asymptotics at large values of V with the power depending on Ω , e.g.

$$\rho(V) \propto \frac{1}{1 + V^{1+\Omega}}. \quad (36)$$

If this were the case, the value $\Omega = 1$ associated to the divergence of $\langle V \rangle$ would not really mark any sharp transition in the physical behavior. Each moment of the distribution would single out a different transition point. Perhaps in this case a better characterization of the onset of eternal inflation would be given by the value of Ω where the probability distribution itself ceases to be normalizable ($\Omega = 0$ for the model distribution (36)), if such a value exists.

The other possibility is that at $\Omega = 1$ all moments of the probability distribution becomes infinite, including the “zeroth” moment, i.e. the probability distribution also ceases to be normalizable at this point. This would happen, for instance, for a family of probability distributions of the form

$$\rho(V) \propto q(V)e^{(1-\Omega)V}, \quad (37)$$

where $q(V)$ has a power-law behavior at large V . In this case the critical value $\Omega = 1$ indeed has a very sharp physical meaning.

We will see that the actual answer is somewhat more complicated than both of these options. However, already at this point it is possible to argue that in the setup we are considering the distribution is not of the type (37) and that different moments diverge at different values of Ω . Indeed, it is straightforward to see that for *any* given value of Ω there is a value n_0 such that all moments of the volume distribution $\langle V^n \rangle$ with $n > n_0$ diverge. Indeed, let us imagine that Ω is much larger than one, so that naively one is very far from the eternal inflation regime. Let us consider a class of inflaton trajectories that at time t in one Hubble patch have a huge quantum

fluctuation in the direction opposite to the classical motion, such that the inflaton ends at

$$\phi = \phi_r - \dot{\phi}t. \quad (38)$$

The classical trajectory would have $\phi = \dot{\phi}t$, so that at large t the probability of such a fluctuation is exponentially suppressed by a factor of order $e^{-A \cdot Ht}$, with $A \sim \dot{\phi}^2/H^4 \sim \Omega^2$. The important point is that the exponent grows only linearly with time (and not quadratically). The reason is that the variance σ^2 of the inflaton perturbation ψ is itself a linear function of t . Then, with probability close to one such a trajectory will give rise to a reheated volume at least as big as $e^{3Ht}H^{-3}$, since this is the volume one would get just classically rolling down from $\phi = \phi_r - \dot{\phi}t$ to $\phi = \phi_r$. Consequently, for $n > A/3 \sim \Omega^2$ the contribution to the moment $\langle V^n \rangle$ from this set of trajectories grows exponentially as a function of t —the large power of the exponentially growing volume over-compensates for the small probability of the required fluctuation—and these moments diverge.

At this point one is tempted to conclude that the situation is analogous to what happens with the distribution (36) and that there is no sharp transition to the eternal inflation regime. We will argue later that this conclusion is too quick, and that instead there is a sharp transition. Notice that for the rough argument about higher moments to work, it is essential to consider, as time grows, backward fluctuations that go further and further along the potential without bound. To see what this implies, it is instructive to understand the effect we just described at a more quantitative and detailed level. For this purpose we are going to study now the behavior of $\langle V^2 \rangle$ and show that indeed it starts diverging at a critical value $\Omega > 1$, *i.e.* when the average volume $\langle V \rangle$ is still finite.

2.2 The variance

The calculation we did for the average is deceptively simple as the only thing we needed was the 1-point probability $P(\phi, t)$ to have a value of the field ϕ at time t , which is clearly independent of the comoving position \vec{x} . However the study of the full probability for the reheating volume $\rho(V)$ is not straightforward as the only expression for it is based on a functional integration over the field realizations

$$\rho(V) = \int \mathcal{D}\phi \mathcal{P}[\phi] \delta(V - \int d^3x e^{3Ht_r(\vec{x})}), \quad (39)$$

where $\mathcal{D}\phi$ is the functional measure on the set of all possible space-time realizations of the inflaton field, $\mathcal{P}[\phi]$ is the probability of a specific realization and $t_r(\vec{x})$ is the reheating time for a given realization as a function of the comoving coordinate \vec{x} .

Instead of trying to evaluate the expression above, to calculate $\langle V^2 \rangle$ we will follow a procedure similar to the one used for the average. Namely, let us define the 2-point probability distribution of the inflaton field $P_2(\phi_1, \phi_2, |\vec{x}_1 - \vec{x}_2|, t_1, t_2)$, such that

$$P_2 d\phi_1 d\phi_2 \quad (40)$$

gives the joint probability of finding the inflaton field in the ranges $(\phi_{1(2)}, \phi_{1(2)} + d\phi_{1(2)})$ at the two space-time points (\vec{x}_1, t_1) and (\vec{x}_2, t_2) . For translational and rotational invariance this joint probability just depends on the distance between the two points $|\vec{x}_1 - \vec{x}_2|$. Analogously to the previous section we can define a probability density $p_{2r}(t_1, t_2, |\vec{x}_1 - \vec{x}_2|)$ for reheating to happen at the comoving point \vec{x}_1 at time t_1 and at the comoving point \vec{x}_2 at time t_2 . Similarly to (24) this will be related to P_2 by

$$p_{2r}(t_1, t_2, |\vec{x}_1 - \vec{x}_2|) = -\partial_{t_1} \partial_{t_2} \int_{-\infty}^{\phi_r} d\phi_1 \int_{-\infty}^{\phi_r} d\phi_2 P_2(\phi_1, \phi_2, |\vec{x}_1 - \vec{x}_2|, t_1, t_2). \quad (41)$$

Then the expectation value of V^2 can be written as

$$\langle V^2 \rangle = \left\langle \int d^3x d^3y e^{3Ht_r(\vec{x})} e^{3Ht_r(\vec{y})} \right\rangle = L^3 \int dt_1 dt_2 d^3x e^{3Ht_1} e^{3Ht_2} p_{2r}(t_1, t_2, |\vec{x}|). \quad (42)$$

To study the convergence of this integral we need to find the 2-point probability P_2 . For fixed comoving distance $|\vec{x}|$ between the two points this probability has a very different behaviour at early and late times. At early times,

$$t_1, t_2 \ll t_* \equiv -H^{-1} \log H|\vec{x}|, \quad (43)$$

the two points are within one Hubble patch and therefore they are not resolved by the smoothing procedure. As such their evolution is perfectly correlated. In particular the 2-point distribution at equal times $t_1 = t_2$ is just given by the 1-point distribution (31),

$$P_2(\psi_1, \psi_2, |\vec{x}|, t, t) \simeq P_1(\psi_1, t) \delta(\psi_1 - \psi_2) \quad \text{for } t \ll t_*(|\vec{x}|). \quad (44)$$

In the opposite limit, when the distance is much larger than the Hubble radius, the inflaton fluctuations at the two points are completely uncorrelated. In this case, the probability distribution P_2 satisfies a diffusion equation with respect to each pair of variables (t_1, ϕ_1) , (t_2, ϕ_2) ,

$$\frac{\partial P}{\partial \sigma_{1(2)}^2} = \frac{1}{2} \frac{\partial^2 P}{\partial \psi_{1(2)}^2} \quad \text{for } t_1, t_2 \gg t_*. \quad (45)$$

In the equations above $\psi_{1(2)}$ and $\sigma_{1(2)}^2$ are related to $t_{1(2)}$ and $\phi_{1(2)}$ by the relations (25) and (26).

In the following we are going to use a ‘‘two steps’’ approximation in which we consider a single random walk before t_* and two uncorrelated ones after t_* , as depicted in figure 3 ⁽⁶⁾. The exact solution is more complicated as there is an intermediate period of partial correlation [18]. However it will be easy to check that our results will not depend on the exact definition of t_* , when the two regimes are matched. This strongly indicates that taking into account the period of partial correlation would not change the range of Ω when $\langle V^2 \rangle$ converges.

⁶The same approximation has been used in the study of structure formation in [18].

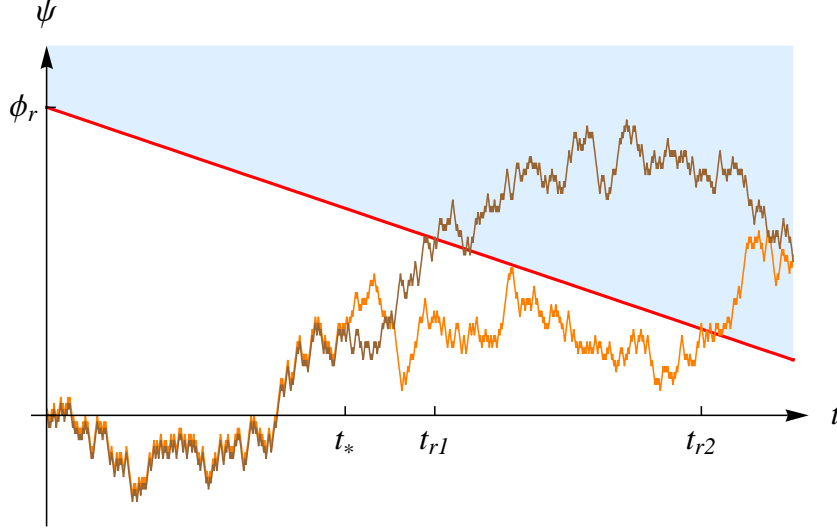


Figure 3: *Our two-step approximation. The local inflaton fluctuations in two nearby comoving points are assumed to be totally correlated until the physical distance between the two points exits the UV cutoff ($t < t_*$), and totally uncorrelated afterwards ($t > t_*$).*

In this 2-step approximation, the 2-point probability when the distance between the two points is larger than Hubble is obtained first following a single random walk until the time of “separation” t_* and then convolving this initial condition with two independent Green’s functions for the diffusion equation with a barrier. This translates into

$$P_2(\psi_1, \psi_2, |\vec{x}|, t_1, t_2) = \int_{-\infty}^{\phi_r - \dot{\phi} t_*} d\psi G(\psi_1, \psi, t_1 - t_*) G(\psi_2, \psi, t_2 - t_*) P_1(\psi, t_*), \quad (46)$$

with $t_1, t_2 > t_*$. Notice that the dependence on $|\vec{x}|$ is hidden in t_* , given by equation (43). The Green’s function G is straightforward to construct by making use of the solution (31). Namely, it is equal to

$$G(\psi_1, \psi, t) = \tilde{P}_1(\psi_1 - \psi, t - t_*) \quad (47)$$

where “tilde” indicates that ϕ_r in eq. (31) must be replaced by

$$\phi_r - \psi - \dot{\phi} t_* \quad (48)$$

to take into account that the independent motion of each of the two points starts at ψ at time t_* , rather than at the origin at $t = 0$.

To prove that the variance diverges when the average volume is still finite, it is enough to obtain a lower bound on the integral (42). As the integrand is positive definite, we can therefore restrict the range of integration by considering only pairs of points (\vec{x}_1, \vec{x}_2) in different Hubble

patches (both at t_1 and at t_2). In other words we can impose a UV cutoff on the integration over the comoving volume in eq. (42) by requiring

$$t_*(|\vec{x}|) < t_1, t_2. \quad (49)$$

It is anyway straightforward to check that the remaining range of integration gives a contribution that always converges whenever $\Omega > 1$.

As before we can use (45) to evaluate the integrals in (41) and arrive at the following expression

$$\langle V^2 \rangle = -\frac{H^6 \cdot L^3}{64\pi^4} \int_0^\infty dt_1 dt_2 \int_{|\vec{x}| > H^{-1} e^{-H\tau}} d^3x e^{3H(t_1+t_2)} \partial_{\psi_1} \partial_{\psi_2} P_2(\psi_1, \psi_2, |\vec{x}|, t_1, t_2) \Big|_{\psi_{1(2)} = \phi_r - \dot{\phi} t_{1(2)}}, \quad (50)$$

where $\tau = \min(t_1, t_2)$.

The partial derivatives act on each of the two Green functions of eq. (46) and give a dependence analogous to the 1-point case eq. (33). The evolution before splitting given by P_1 contains the image term and one should sum the two contributions. However, as already discussed in the previous section, we will find that the divergence of $\langle V^2 \rangle$ is dominated by trajectories which are exponentially far from the barrier as time becomes large. This implies *a posteriori* that the image term is completely irrelevant.

The convolution integral in (46) can be done in saddle point approximation. The saddle point is given by

$$\psi_{\text{saddle}} = t_* \frac{(\psi_1 + \psi_2) t_* - t_2 \psi_1 - t_1 \psi_2}{t_*^2 - t_1 t_2}. \quad (51)$$

This gives for the exponential part of P_2

$$P_2(\psi_1, \psi_2, |\vec{x}|, t_1, t_2) \sim \exp\left(-\frac{2\pi^2}{H^3} \cdot \frac{t_2 \psi_1^2 - 2t_* \psi_1 \psi_2 + t_1 \psi_2^2}{t_1 t_2 - t_*^2}\right). \quad (52)$$

Note that this expression non-trivially depends on the spatial separation $|\vec{x}|$ through the horizon crossing time t_* , as shown in (43). To plug this result back in (50) it is convenient to use

$$t_\pm = t_1 \pm t_2 \quad (53)$$

as time variables and the horizon exit time $t_*(|\vec{x}|)$ in place of the comoving separation \vec{x} . With this change of variable and keeping only the leading exponential behavior at large times as in the previous section, one obtains (restricting to $t_1 \geq t_2$)

$$\langle V^2 \rangle \sim \int_0^\infty dt_+ e^{3Ht_+} \int_0^{t_+} dt_- \int_0^{\frac{t_+ - t_-}{2}} dt_* e^{-f(t_+, t_-, t_*)}, \quad (54)$$

where

$$f(t_+, t_-, t_*) = 3Ht_* + 3H\Omega \left(t_+ - 2t_* + \frac{4t_*^2(t_+ - 2t_*)}{t_+^2 - t_-^2 - 4t_*^2} \right). \quad (55)$$

The first term on the right hand side of this equation comes from the change of integration measure from x to $t_*(|\vec{x}|)$. To check whether the integral over t_+ converges, we can minimize the function f with respect to t_- and t_* in the range of integration. As t_- enters into f only in the denominator of the last term, it is clear that the saddle point is

$$t_- = 0. \quad (56)$$

Then the minimization with respect to t_* gives

$$t_{*min} = \frac{t_+}{2} \left(\sqrt{2\Omega} - 1 \right), \quad (57)$$

and the value of f at this minimum is

$$f(t_+, 0, t_{*min}) = 3Ht_+ \left(\sqrt{2\Omega} - \frac{1}{2} \right). \quad (58)$$

This grows faster than $3Ht_+$ for

$$\Omega > \frac{9}{8}. \quad (59)$$

We conclude that $\langle V^2 \rangle$ ceases to be finite when the parameter Ω drops below $9/8$, *i.e.* before the average volume $\langle V \rangle$ starts diverging. As a consistency check of the calculation, note that at $\Omega = 9/8$ the optimal horizon exit time t_{*min} indeed belongs to the integration interval in (54). For $\Omega > 2$ this would no longer be true and the dominant contribution would come from $t_* = t_+/2$: $\langle V^2 \rangle$ would be dominated by the dynamics before the two points become independent.

2.3 Uphill barrier

The above explicit calculation of $\langle V^2 \rangle$ nicely fits into the general argument presented at the end of section 2.1. We have seen that, in saddle point approximation, the dominant contribution to $\langle V^2 \rangle$ comes from points that reheat at the same time $t_1 = t_2$. These points start evolving independently when separated by a physical distance $\sim H^{-1}$; this happens at a fraction of the eventual reheating time, which is equal to $1/2$ for the critical value $\Omega = 9/8$, see (57).

Where is the most likely position along the potential at t_* , when the two points start their independent evolution? From the saddle point result (51) we see that it is a position with a huge backward fluctuation with respect to the classical trajectory

$$\psi = -\sqrt{\frac{2}{\Omega}} \dot{\phi} t_{*min}. \quad (60)$$

For $\Omega < 2$ this fluctuation corresponds to a negative value of the inflaton

$$\phi = \left(1 - \sqrt{2/\Omega} \right) \cdot \dot{\phi} t_{*min}, \quad (61)$$

so that the most likely position at t_{*min} is higher than the starting point at $t = 0$ and it becomes higher and higher without bound for $t_{*min} \rightarrow \infty$. This agrees with the general argument above ⁷.

To summarize, all this sounds as if the volume distribution has qualitative properties similar to the model distribution (36), where the various moments start diverging at different values of Ω . Thus it seems that the value $\Omega = 1$, where the average volume diverges, does not really correspond to any sharp physical transition. However this conclusion is too quick. In section 3, where we study a discretized version of the same system, we will argue that at $\Omega = 1$ another sharp transition occurs besides the divergence of $\langle V \rangle$: the total probability of having a finite reheating volume becomes smaller than one! This property is expected in the transition into the eternal inflation regime as it tells us that there is a finite probability of an infinite reheating volume or equivalently for inflation to last forever. Clearly this sharply defines $\Omega = 1$ as the transition point to eternal inflation. Before moving to this issue, let us conclude our study of the moments of the distribution $\rho(V)$.

As we stressed, the divergence of the higher moments is qualitatively different with respect to the case of the average. The explicit calculation of $\langle V^2 \rangle$, following the general argument made in section 2.1, shows that the divergence is related to the possibility of fluctuating uphill without bound, infinitely far from the barrier. What we are going to check is that, if we put a bound to the possibility of going infinitely uphill, *all the moments diverge at the same critical value $\Omega = 1$* .

To impose a limit on fluctuations infinitely far from the reheating point, we can put a reflecting barrier so that the field value is constrained to satisfy

$$\phi > \phi_{up} , \quad (62)$$

where ϕ_{up} will be a large negative value. The value of ψ at the barrier will be given by

$$\psi_{up} = \phi_{up} - \dot{\phi} t . \quad (63)$$

Here we are going to study the effect of this new barrier on the calculation of $\langle V^2 \rangle$, while we postpone the discussion about all higher moments to Appendix A. We do not need to find the explicit form of the solution of the diffusion equation with two barriers. To keep track of the late time exponential behavior for large enough $|\phi_{up}|$, it is enough to consider that the integration range in the convolution (46) is now restricted to (ψ_{up}, ψ_r) and it is not extended infinitely uphill. For $\Omega < 2$ the saddle point position (61) moves backwards and thus it eventually hits the new uphill barrier. The saddle point exits the physical region and therefore, in the leading exponential approximation, the result will be dominated by a splitting point position on the uphill barrier, *i.e.* the point closest to the (would-be) saddle. In this approximation one obtains for the 2-point distribution

$$P_2(\psi_1, \psi_2, |\vec{x}|, t_1, t_2) \simeq \exp \left[-\frac{2\pi^2}{H^3} \left(\frac{(\psi_1 - \psi_{up})^2}{t_1 - t_*} + \frac{(\psi_2 - \psi_{up})^2}{t_2 - t_*} + \frac{\psi_{up}^2}{t_*} \right) \right] . \quad (64)$$

⁷Notice that as $\langle V^2 \rangle$ is dominated by a splitting point infinitely far away from the barrier it is justified disregarding the image terms of the probability P_1 in (46).

We are interested in the late time behaviour of this expression. The position of the uphill barrier ϕ_{up} becomes irrelevant in this limit as it is dominated in (63) by the time dependent term. This means that ϕ_{up} disappears from the calculations and therefore from the final critical value of Ω and it can be thought just as a regulating device, which can be sent to infinity. Notice however that its effect is crucial. Mathematically this comes from the fact that the large ϕ_{up} limit and the late time limit do not commute, because the saddle point (51) eventually exits the integration region at any finite value of ϕ_{up} . In more physical terms this means that no matter how far the barrier is there will be a sufficient large time such that

$$H^3 t \gtrsim \phi_{up}^2 \quad (65)$$

so that the diffusion is so large to be sensitive to the presence of the extra barrier. As the transition to eternal inflation is sensitive to arbitrarily large times, the presence of the regulating barrier will be important, independently on how far we put it.

To see that the presence of the second barrier changes the value at which $\langle V^2 \rangle$ diverges, let us plug (64) in the expression (50) for the $\langle V^2 \rangle$. We obtain the same result as (54) with the function f now taking the form

$$f(t_+, t_-, t_*) = 3Ht_* + 3H\Omega(t_+ - t_*) \quad (66)$$

We see that now the integral for $\langle V^2 \rangle$ converges for $\Omega > 1$. Note that the integral over t_* is saturated at the upper limit, justifying a posteriori an assumption implicit in the whole derivation—that in the late time limit (meaning large $t_{1,2}$ limit) t_* also indefinitely grows.

On the other hand it is easy to check that there is no effect of the second barrier on the calculation of $\langle V \rangle$; this is just a consequence of the fact that solutions to the diffusion equation behave continuously when one removes one of the barriers to infinity. This is checked in Appendix A, where we study the explicit solution in the presence of two barriers.

In conclusion, in the presence of an uphill regulating barrier, $\Omega = 1$ is the critical point both for $\langle V \rangle$ and for $\langle V^2 \rangle$. In Appendix A we will see that this holds also for all higher moments $\langle V^n \rangle$.

3 Bacteria model of inflation

The above results strongly suggest that $\Omega = 1$ sets the transition to eternal inflation. To conclusively confirm this one would like to directly check that at $\Omega < 1$ there is a finite probability for inflation to run forever. A natural quantity to look at to address this issue is the total probability to have a finite reheating volume,

$$P_f = \int dV \rho(V), \quad (67)$$

where $\rho(V)$ is the volume probability distribution defined by eq. (39). Clearly, $P_f = 1$ if inflation always ends in a finite time. On the other hand, as we will see in this section, for $\Omega < 1$ the total probability P_f drops below one. This is a direct signal of eternal inflation—in this regime there is a finite probability $(1 - P_f)$ that the total volume of the reheating surface is infinite. This

result also shows that the transition to the eternal regime is quite similar to a second order phase transition, with $(1 - P_f)$ being an order parameter.

To derive this result one needs more detailed information about the probability distribution $\rho(V)$ rather than just its multipole moments. This seems to be hard to achieve, as the only available definition of $\rho(V)$ is a rather formal functional integral formulae (39). As usual with functional integrals, to gain more control over $\rho(V)$ it is natural to switch to a discretized description of the inflationary dynamics. This will be the approach of the current section.

With a biological analogy, consider at $t = 0$ a bacterium that can live in a discrete set of positions along a line (see fig. 4). At $t = 1$ the bacterium splits into N copies. Then, each bacterium (independently of all the others) hops with probability p to the neighboring site on its right, and with probability $(1 - p)$ on the left. N and p are fixed numbers. At $t = 2$ each second-generation bacterium reproduces itself, and so on. The analogy with our inflationary system is clear: each bacterium represents an Hubble patch; sites are inflaton values. Reproduction is the analogue of the Hubble expansion; at every e -folding $\sim e^3$ new Hubble volumes are produced starting from one. From then on the inflaton inside each Hubble volume evolves independently, with a combination of classical rolling and quantum diffusion. This is represented by the random hopping of our bacteria. The difference in the probabilities of moving right and left gives a net drift, and thus corresponds to the classical motion. To complete the analogy we have to assume that there is a “reheating” site, $i = 0$ in the figure: when a bacterium ends up there it stops reproducing and moving around—it dies. In the previous sections we studied the statistical properties of the reheating volume V as a function of Ω . In the bacteriological analogy the reheating volume corresponds to the number of dead bacteria (= non-reproducing Hubble patches) in the asymptotic future. For analogy we denote the latter quantity by V , which of course now takes discrete values. Our task is to study the probability distribution of V as a function of the parameter p . A discrete system like the one we described goes under name of *branching process*, more precisely a multi-type Galton-Watson process (see e.g. ref. [19]). Similar models have been studied in the context of eternal inflation in [20]. Here the focus will be the relationship with the continuum case and the precise characterization of what happens at the critical point.

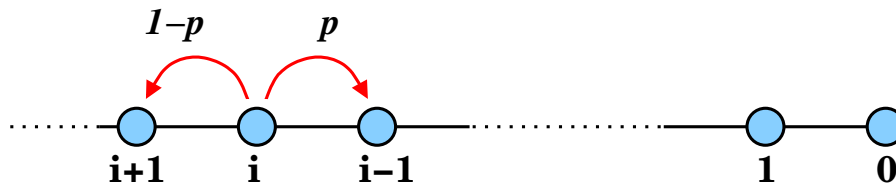


Figure 4: *The branching process.*

Before moving to the explicit study of the model, let’s summarize the main results we will achieve:

- We will explicitly show that in a suitable continuum limit the discrete model precisely converges to the full inflationary case we studied in the previous sections.

- There is a critical value $p_c > 1/2$ such that for $p \leq p_c$ the *expectation value* $\langle V \rangle$ of the number of dead bacteria at future infinity diverges, whereas it converges for larger p 's. For inflation, p_c is the analogue of the critical Ω below which the expectation value of the reheating volume becomes infinite. We shall see that in the continuum limit the value of the critical Ω that we can infer from the discrete model matches the one obtained directly in the inflationary case.
- The behavior of the variance of V crucially depends on whether we consider a semi-infinite or finite line of sites. In the semi-infinite case the variance starts diverging at a new critical value for p that is larger than the above p_c and agrees with the corresponding value of Ω , eq. (59). In the finite case on the other hand, the two critical values coincide, and the same happens for higher moments as well. This perfectly matches what we found in the inflationary system, where the critical behavior of the variance and higher moments is sensitive to whether arbitrarily large field excursions are allowed.
- The most dramatic way of characterizing the transition at $p = p_c$ is that *the probability distribution develops a finite probability for strictly infinite V* . In other words, there is a finite probability for the branching process not to terminate. This indicates that also in the inflationary case, for $\Omega < 1$ there is a finite probability of having an infinite reheating volume. This is the most pristine definition of eternal inflation—a finite probability of never ending inflation globally.

Notice however that there is always a finite probability to end inflation everywhere: for instance if in all Hubble patches the inflaton always fluctuates towards reheating, we have a global exit from inflation. The probability for this to happen is clearly non-zero, but it becomes smaller and smaller the larger the initial inflationary volume. In the limit of a very large initial volume the transition at $\Omega = 1$ becomes completely sharp: the probability of an infinite reheating volume jumps from zero to one.

To get further intuition about how a finite probability for infinite V develops we will study the distribution of dead bacteria as a function of time in the simplest case of just two sites.

3.1 Recovering the inflaton dynamics from the discrete model

The bacteria branching process described above clearly captures many of the qualitative features of the actual inflaton dynamics, but it is not totally obvious that it allows to take the continuum limit that *exactly* reproduces the inflationary results. To explain how this happens, let us start by describing a different discrete model, which has a straightforward continuum limit reproducing inflation. This model is harder to analyze than the bacteria process, but we will explain why the two are equivalent for our purposes.

To begin with, note that in the branching process description we have two different discretizations. First we have a discrete time step; for $N \sim e^3$ one step of the branching process corresponds to a time interval of order H^{-1} . Second, the possible values of the inflaton field are discretized as

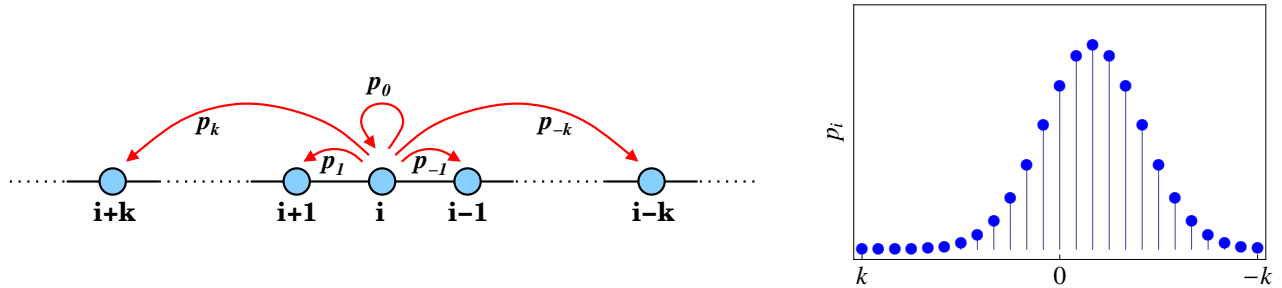


Figure 5: *The gaussian model described in the text.*

well, and labeled by the bacteria positions. However, to reproduce the inflationary results we do not actually need to get rid of the time discretization. Indeed, as discussed in section 1.3, a space-time smoothing of the scalar field over the scale $\Lambda^{-1} \gtrsim H^{-1}$ is understood in all our calculations. The physical results, such as the transition point, do not depend on the details of the smoothing procedure and an explicit space-time discretization (as in the branching process approach) is as good as the smooth filter (12). Hence we only need to take the continuum limit in field space to reproduce the continuum results.

In the “two steps” approximation we have been using in studying inflation—see the discussion below eq. (45)—the inflaton dynamics is fully determined by the diffusion equation for the probability of the inflaton values at one point in spacetime, or equivalently, by the gaussian distribution (30) for the inflaton fluctuations. A straightforward way to approximate this dynamics by a branching process is to consider the following sequence of processes. For the k -th process of the sequence at each step every bacterium splits into \tilde{N} copies. Then each bacterium hops with probabilities p_i ($i = -k, \dots, k$) to the $2k$ adjacent sites (see Fig. 5). As k goes to infinity we require the probabilities p_i approach the shifted gaussian distribution. In principle, all general results about branching processes described below apply to this process as well. We will refer to this process as the “gaussian model”, as opposed to the bacteria model discussed before. Clearly, the latter is much more tractable for explicit calculations.

Fortunately, for our purposes the two processes are equivalent. Indeed, let us start with a bacteria process where at every time-step each bacterium divides into N copies. Equivalently, one can consider another process, where at each step a bacterium divides into $\tilde{N} = N^k$ copies, which then hop to the $2k$ adjacent sites with probabilities p_i generated by iterating k times the elementary process. Obviously, the late time properties of the two processes, such as the average number of dead bacteria, or whether all bacteria die or not, are the same. The two processes are in fact one and the same—only in the latter case we are observing the system less frequently, every k time-steps. Also, by the central limit theorem, at large k the probabilities p_i generated in this way approach a gaussian distribution, so one gets the gaussian model.

Let us now consider the bacteria process and establish the exact relations between its parameters N and p and the inflation parameters. As we said, it is enough to derive the diffusion equation and match its parameters in the two cases. Also, from above we know that in the large k limit

the time interval Δt corresponding to one step in the bacteria model goes to zero (while the time interval corresponding to one step of the gaussian model $\widetilde{\Delta t} = k\Delta t$ remains constant). Let us consider one bacterium. The probability $P(j, n + 1)$ for a bacterium to be at site j at time step $(n + 1)$ is given in terms of the probabilities at time n by

$$P(j, n + 1) = (1 - p)P(j - 1, n) + p P(j + 1, n) . \quad (68)$$

We can now make the following identification

$$j = -\frac{\phi}{\Delta\phi} , \quad n = \frac{t}{\Delta t} , \quad (69)$$

and treat ϕ and t as continuous variables. Taylor-expanding both sides of eq. (68) up to linear order in Δt and quadratic order in $\Delta\phi$ we find

$$\partial_t P(\phi, t) \simeq (1 - 2p) \frac{\Delta\phi}{\Delta t} \partial_\phi P(\phi, t) + \frac{1}{2} \frac{(\Delta\phi)^2}{\Delta t} \partial_\phi^2 P(\phi, t) . \quad (70)$$

This equation can be expressed in terms of the variables $\psi = \phi - \dot{\phi} t$ and $\sigma^2 = H^3/4\pi^2 \cdot t$ defined in sec. 2.1, obtaining

$$\partial_{\sigma^2} P(\psi, \sigma^2) \simeq \frac{4\pi^2}{H^3} \left((1 - 2p) \frac{\Delta\phi}{\Delta t} + \dot{\phi} \right) \partial_\psi P(\psi, \sigma^2) + \frac{1}{2} \frac{4\pi^2}{H^3} \frac{(\Delta\phi)^2}{\Delta t} \partial_\psi^2 P(\psi, \sigma^2) . \quad (71)$$

This diffusion equation coincides with the inflationary one (27) if in the continuum limit we take $\Delta\phi, \Delta t \rightarrow 0$ in such a way that

$$\Delta t = \frac{4\pi^2}{H^3} (\Delta\phi)^2 . \quad (72)$$

Also in this limit the hopping probability p can be related to the slow roll parameter Ω using $-(1 - 2p) \frac{\Delta\phi}{\Delta t} = \dot{\phi}$:

$$p = \frac{1}{2} + \frac{2\pi^2 \dot{\phi}}{H^3} \Delta\phi = \frac{1}{2} + \sqrt{6\pi^2 \Omega} \frac{\Delta\phi}{H} \quad (73)$$

Finally, the number of bacteria copies N at each reproduction event clearly is

$$N = 1 + 3H\Delta t . \quad (74)$$

Given the discussion above one should not be surprised that the number of copies N goes to one in the continuum limit. This does not give rise to any problems, in spite of the fact that strictly speaking the bacteria process is defined only for integer values of N . As we explained the actual process we are interested in is the gaussian one with the number of copies $\widetilde{N} = N^k$ kept fixed in the continuum limit. One may regard working with the bacteria process and analytically continuing its results to real values of N close to one as a technical trick to simplify the algebra for the gaussian process.

To directly confirm that the discrete approximation works let us start with reproducing with the bacteria model the results obtained in the previous sections. As a byproduct we will see at a more concrete level why the above analytic continuation works.

3.2 Dead-bacteria statistics: the average

Let us start with the case of a semi-infinite line. Suppose we begin at $t = 0$ with one single bacterium at position i . Following ref. [19], for all different i 's we can define M_{ij} as the average at the following time-step of the number of bacteria at position j . If $i \neq 0$, the bacterium produces on average Np bacteria on its right and $N(1-p)$ on its left. If $i = 0$, the bacterium does not reproduce itself and stays there. Therefore, in matrix form M_{ij} is given by

$$M = \begin{pmatrix} 1 & 0 & 0 & 0 & \cdots \\ Np & 0 & N(1-p) & 0 & \cdots \\ 0 & Np & 0 & N(1-p) & \cdots \\ 0 & 0 & Np & 0 & \cdots \\ \vdots & \vdots & \vdots & \vdots & \ddots \end{pmatrix} \equiv \begin{pmatrix} 1 & 0 \\ I & \tilde{M} \end{pmatrix}, \quad (75)$$

where we have represented M in block-form defining

$$I = \begin{pmatrix} Np \\ 0 \\ 0 \\ \vdots \end{pmatrix}, \quad \tilde{M} = \begin{pmatrix} 0 & N(1-p) & 0 & \cdots \\ Np & 0 & N(1-p) & \cdots \\ 0 & Np & 0 & \cdots \\ \vdots & \vdots & \vdots & \ddots \end{pmatrix}. \quad (76)$$

As the average is a linear operator, the matrix M defines a linear map between the initial state vector and the average state after one time-step. That is, starting with n_0, n_1, \dots bacteria at positions $0, 1, \dots$, the average number of bacteria at position j after one time-step is $\sum_i n_i M_{ij}$. We denote by $|i\rangle$, for $i = 0, 1, \dots$ the elements of the canonical basis in which the above matrices have been written.

Likewise, consider the matrix $M_{ij}^{(n)}$ that gives after n time-steps the average occupation number at position j when starting with one bacterium at position i . It is straightforward to show by induction that $M^{(n)} = (M)^n$ [19]⁸. Thanks to the block structure of M , we get

$$M^{(n)} = \begin{pmatrix} 1 & 0 \\ \left(\sum_{m=0}^{n-1} \tilde{M}^m\right) |I\rangle & \tilde{M}^n \end{pmatrix}. \quad (77)$$

We want to compute the average number of dead bacteria at time n starting with one bacterium at a generic site, and then send n to infinity. Suppose we start at the $i = 1$ site (we will see below that this assumption does not affect our results). In this case we have to compute

$$\langle 1 | M^n | 0 \rangle = Np \langle 1 | \sum_{m=0}^{n-1} \tilde{M}^m | 1 \rangle = Np \langle 1 | 1 + \tilde{M} + \tilde{M}^2 + \dots + \tilde{M}^{n-1} | 1 \rangle. \quad (78)$$

⁸Usually in the branching-process literature the ending site $i = 0$ is not included, and each bacterium has a given probability of disappearing. This amounts to concentrating on the matrix \tilde{M} . Here instead we include the occupation number of the ending site so that we can follow the number of dead bacteria—the analogue of the reheating volume. It is immediate to adapt the standard results to this case.

Restricting to the subspace spanned by the $|i\rangle$'s with $i \geq 1$ we define lowering and raising operators S and S^\dagger by

$$S|i\rangle = \begin{cases} |i-1\rangle & \text{if } i \neq 1 \\ 0 & \text{if } i = 1 \end{cases}, \quad (79)$$

$$S^\dagger|i\rangle = |i+1\rangle. \quad (80)$$

It is easy to verify that these operators satisfy

$$S S^\dagger = 1, \quad S^\dagger S = 1 - |1\rangle\langle 1|, \quad [S, S^\dagger] = |1\rangle\langle 1|. \quad (81)$$

Then we can rewrite \tilde{M} as

$$\tilde{M} = N(1-p) S + Np S^\dagger. \quad (82)$$

Each term in eq. (78) thus has the form

$$\langle 1|\tilde{M}^m|1\rangle = \langle 1|(N(1-p)S + NpS^\dagger)^m|1\rangle. \quad (83)$$

This is non-zero only for even m , $m = 2l$:

$$\langle 1|\tilde{M}^{2l}|1\rangle = [N^2p(1-p)]^l \langle 1|(S + S^\dagger)^{2l}|1\rangle \equiv [N^2p(1-p)]^l A^{(l)}. \quad (84)$$

Applying iteratively the commutation rule in eq. (81), we can write

$$\begin{aligned} A^{(l)} &= \langle 1|(S + S^\dagger)(S + S^\dagger)^{2l-1}|1\rangle = A^{(0)}A^{(l-1)} + \langle 1|(S + S^\dagger)S(S + S^\dagger)^{2l-2}|1\rangle \\ &= \dots = A^{(0)}A^{(l-1)} + A^{(1)}A^{(l-2)} + \dots + A^{(l-1)}A^{(0)} = \sum_{k=0}^{l-1} A^{(k)}A^{(l-1-k)}. \end{aligned} \quad (85)$$

This rather complicated recursion relation can be solved by defining the following generating function

$$F(x) = \sum_{i=0}^{\infty} A^{(i)}x^i, \quad \text{so that } \left. \frac{1}{l!} \frac{d^l F(x)}{dx^l} \right|_{x=0} = A^{(l)}. \quad (86)$$

Then the above recursion relation translates into an algebraic, second order equation for F ,

$$F(x)^2 = \frac{F(x)}{x} - \frac{A^{(0)}}{x}, \quad (87)$$

whose solution is

$$F(x) = \frac{1}{2x} (1 \pm \sqrt{1-4x}), \quad (88)$$

where we used $A^{(0)} = 1$. The solution relevant for us is that with the minus sign, since all the $A^{(l)}$'s are positive. Expanding in Taylor series we find

$$A^{(l)} = 2^l \frac{(2l-1)!!}{(l+1)!}. \quad (89)$$

We are interested in studying the convergence of the average value of V , i.e. the number of dead bacteria at future infinity,

$$\langle V \rangle = Np \sum_{l=0}^{\infty} \langle 1 | \tilde{M}^{2l} | 1 \rangle , \quad (90)$$

where we used eq. (78). At large l

$$A^{(l)} \sim \frac{4^l}{l^{3/2}} , \quad \langle 1 | \tilde{M}^{2l} | 1 \rangle \sim \frac{[4N^2p(1-p)]^l}{l^{3/2}} . \quad (91)$$

The series (90) converges for

$$p \geq p_c \equiv \frac{1}{2} \left(1 + \sqrt{1 - \frac{1}{N^2}} \right) , \quad (92)$$

and it diverges for smaller p 's. By making use of the matching relations (72–74) one immediately checks that in the continuum limit the expression for p_c agrees with the correct inflationary result for Ω , $\Omega = 1$.

This result does not depend on the initial position of the original bacterium, which in the above we assumed to be $i = 1$. In fact, any other site j can be reached starting from i in $(j - i)$ time-steps with finite probability, and vice-versa. This implies that if the average of V diverges starting from a given position, it must also diverge starting from any other position. Of course this conclusion also holds for all higher moments of V , so in the following sections we will always assume that we start from $i = 1$.

Note finally, that (90) implies that at $p > p_c$, when $\langle V \rangle$ is finite, all eigenvalues of \tilde{M} are smaller than one, and at $p < p_c$ at least one eigenvalue is larger than one. Indeed, a well-known result in linear algebra is that an arbitrary matrix \tilde{M} can be presented in the form

$$\tilde{M} = A^{-1} J A ,$$

where A is a non-degenerate matrix and J has the normal Jordan form (*i.e.*, its only non-zero elements are those on the main diagonal—equal to the eigenvalues λ_i of the matrix \tilde{M} —and those on the diagonal right above the main one—equal to one). Consequently, calculating powers of \tilde{M} reduces to taking powers of J , that have a rather simple form, and all matrix elements of J^{2l} scale as λ_i^{2l} at large l . Consequently, the sum (90) diverges iff one of the eigenvalues $|\lambda_i| > 1$ ⁹.

Notice now, that considering an extended bacteria process with a non integer number of children N instead of the gaussian one corresponds to working with the matrix \tilde{M} with non integer N instead of \tilde{M}^k with k such that $N^k = \tilde{N}$ is constant and integer. Clearly, this doesn't change whether there is an eigenvalue larger than one, so the critical probabilities p_c are the same in the two cases.

⁹This is assuming that the vector $|1\rangle$ has a non-trivial projection onto the corresponding Jordan block. This is true in our case, as follows from the above argument that if (90) diverges for some initial position i , then it diverges for all other initial positions as well.

We then have

$$\begin{aligned}
C_{00}^{(n)} &\geq \langle 0 | \sum_{m=1}^n (M^T)^{n-m} \left(\sum_{i=0}^{\infty} W_{(i)} \langle 1 | M^{m-1} | i \rangle \right) M^{n-m} | 0 \rangle = \\
&= 2Np(1-p) \sum_{m=1}^n \sum_{i=0}^{\infty} \langle 1 | M^{m-1} | i \rangle |\langle \psi_i | M^{n-m} | 0 \rangle|^2 .
\end{aligned} \tag{98}$$

All terms in the sum are positive, so that for getting a lower bound we can restrict to any of them. For n even we just consider the term with $m = i = n/2$. Using the lowering and raising operators introduced in the previous section it is straightforward to show that

$$\langle \psi_{n/2} | M^{\frac{n}{2}} | 0 \rangle = \frac{1}{\sqrt{2}} (Np)^{\frac{n}{2}-2} \langle n/2 - 1 | (S^\dagger)^{\frac{n}{2}-2} | 1 \rangle = \frac{1}{\sqrt{2}} (Np)^{\frac{n}{2}-2} , \tag{99}$$

$$\langle 1 | M^{\frac{n}{2}-1} | n/2 \rangle = (N(1-p))^{\frac{n}{2}-1} \langle 1 | S^{\frac{n}{2}-1} | n/2 \rangle = (N(1-p))^{\frac{n}{2}-1} . \tag{100}$$

Plugging these results back into eq. (98) we get

$$C_{00}^{(n)} \geq \frac{1}{N^4 p^3} (N^3 p^2 (1-p))^{n/2} . \tag{101}$$

As $n \rightarrow \infty$, this quantity diverges for

$$N^3 p^2 (1-p) > 1 , \quad \text{or } p < p_c^{\text{cov}} \text{ with } p_c^{\text{cov}} \gtrsim 1 - \frac{1}{N^3} \text{ for } N \gg 1 . \tag{102}$$

As claimed, we notice that $p_c^{\text{cov}} > p_c$ for the infinite chain: the covariance of the number of dead bacteria diverges before the expectation value. This qualitatively agrees with the inflationary case, however at the quantitative level the bound (102) is too weak—for instance, it is useless in the continuum limit, $N \rightarrow 1$.

To exactly reproduce the inflationary results note that the sum over the site number i in eq. (94) is the discrete analogue of the convolution over the inflaton field values at horizon crossing in eq. (46). Similarly, the discrete variable m in (94) corresponds to the horizon crossing time t_* in the continuum case. Both integrals, over t_* and over inflaton values at horizon-crossing, were dominated by the saddle point, determined by eq. (57) and eq. (61). This suggests that the double sum in eq. (94) is also dominated by a single term. The natural guess for the optimal choice¹⁰ for m based on eq. (57) is

$$m_* = n \left(\sqrt{2\Omega} - 1 \right) , \tag{103}$$

where we identified the total number of steps with the total time, so that $n = t_+ / (2\Delta t)$. Similarly, from eq. (61) we deduce the optimal choice for i ,

$$i_* = \left(\sqrt{2/\Omega} - 1 \right) \dot{\phi} m_* \frac{\Delta t}{\Delta \phi} = 2\pi\sqrt{3} \left(3\sqrt{2\Omega} - 2 - 2\Omega \right) H^{-1} n \Delta \phi , \tag{104}$$

¹⁰Using the approximate expressions we derive below it is straightforward to check directly that this is indeed the optimal choice.

where at the last step we used the matching relations (72–74). To calculate the corresponding term in eq. (94) we need expressions for the matrix elements $\langle 1|M^{m_*-1}|i_*\rangle$ and $\langle \psi_{i_*}|M^{n-m_*}|0\rangle$. Actually, as before, to decide whether the variance remains finite in the late time (large n) limit we need just the leading exponential asymptotics of these elements. In this limit one can replace these elements by $\langle 1|\tilde{M}^{m_*}|i_*\rangle$ and $\langle i_*|\tilde{M}^{n-m_*}|1\rangle$. Then by making use of eq. (82) we write

$$\langle 1|M^{m_*-1}|i_*\rangle \simeq \langle 1|\tilde{M}^{m_*}|i_*\rangle = N^{m_*}(1-p)^{\frac{m_*+i_*-2}{2}}p^{\frac{m_*-i_*-2}{2}}\langle 1|(S+S^\dagger)^{m_*}|i_*\rangle \quad (105)$$

for even (m_*+i_*) , and zero otherwise. In the leading exponential approximation one can estimate $\langle 1|(S+S^\dagger)^{m_*}|i_*\rangle$ just by counting the monomials in the expansion of $(S+S^\dagger)^{m_*}$ that contain (i_*-1) more S 's than S^\dagger 's. This gives

$$\langle 1|(S+S^\dagger)^{m_*}|i_*\rangle \simeq \binom{m_*}{\frac{m_*+i_*-2}{2}} \simeq \left(2^\mu \mu^\mu (\mu^2-1)^{-\mu/2} \sqrt{\frac{\mu-1}{\mu+1}}\right)^{i_*}, \quad (106)$$

where $\mu = m_*/i_*$ does not depend on n and is determined by (103) and (104). The validity of the estimate (106) is not immediately obvious, because many of the monomials with the right number of S and S^\dagger still give vanishing matrix elements. Using techniques similar to those used in section 3.2 one can check that this estimate is nevertheless correct (see Appendix B). The same logic applied to the matrix element $\langle \psi_{i_*}|M^{n-m_*}|0\rangle$ gives

$$\langle \psi_{i_*}|M^{n-m_*}|0\rangle \simeq N^{n-m_*}p^{\frac{n-m_*+i_*-2}{2}}(1-p)^{\frac{n-m_*-i_*-2}{2}}\binom{n-m_*}{\frac{n-m_*+i_*-2}{2}} \quad (107)$$

Finally, by making use of these equations and of the expressions (103), (104) for m_* , i_* one obtains

$$\langle 1|M^{m_*-1}|i_*\rangle|\langle \psi_{i_*}|M^{n-m_*}|0\rangle|^2 \simeq \left(1 - 12\pi^2 \left(\frac{\Delta\phi}{H}\right)^2 \frac{4\sqrt{2}\Omega^{3/2} - 18\Omega + 13\sqrt{2\Omega} - 6}{2\Omega - 3\sqrt{2\Omega} + 2} + \mathcal{O}(\Delta\phi^3)\right)^n \quad (108)$$

This contribution (and, consequently, the variance of V) diverges at late times when the coefficient of the $(\Delta\phi)^2$ term crosses zero. This happens at $\Omega = 9/8$, so we exactly reproduce the inflationary result for when the variance diverges, eq. (59). Note that, just like in the continuous case, this result crucially relies on the infinite range for the inflaton field (infinite number of sites in the bacteria model). Indeed, for a finite chain the sum over i in (98) runs up to some finite value i_{max} , so that at large enough n one has $i_* > i_{max}$ analogously to how in the continuous case the saddle point (61) ceases to be in the integration region. Moreover, analogously to the case of the average, it is clear from eqs. (95) and (98) that the variance remains finite if all eigenvalues of the matrix of averages \tilde{M} are smaller than unity for the finite chain, so that the variance and the average diverge at the same value of p . This is true for all higher moments as well (see, e.g. [19])

3.4 Extinction probability in the semi-infinite line

The principal advantage of the bacteria model is that it allows to directly study the transition to the eternal regime, without relying on indirect criteria, such as the divergence of the probability

distribution moments for the number of dead bacteria (reheating volume in the inflationary case). Indeed the most direct and physical characterization of eternal inflation is that it can run *forever*. In the context of the bacteria model this corresponds to a non-zero probability that the population never dies out.

There is a theorem (see e.g. [19]) that for a finite chain the extinction probability is equal to one for a jumping probability p close to one. However, when p drops below a certain critical value p_c the extinction probability becomes smaller than one. At the critical value p_c one of the eigenvalues of the matrix of averages \tilde{M} crosses one and stays larger than one in the eternal regime. In the previous two sections we saw that when the matrix \tilde{M} develops an eigenvalue larger than 1, then the expectation value and the variance of the number of dead bacteria begin to diverge as time n goes to infinity. We see now that at the *same* critical value of p the extinction probability drops below one. Given the importance of this result, we find it instructive to explain it in more detail; as a byproduct we will see that the whole picture can be continuously extended to the infinite line case. This will confirm our expectation that also in the infinite line case, the transition to the eternal regime happens at the same value of p (slow roll parameter in the inflationary case) where the average number of dead bacteria diverges.

Let us first consider a branching process on a line of length L . A convenient tool to study the branching process is the set of generating functions $f_i^{(n)}(s_j)$, where $i, j = 1, \dots, L$. These are defined as power series

$$f_i^{(n)}(s_j) = \sum_{k_1 \dots k_L} p_{i; k_1 \dots k_L}^{(n)} s_1^{k_1} \dots s_L^{k_L} \quad (109)$$

where $p_{i; k_1 \dots k_L}^{(n)}$ is the probability that in a branching process that started with a single bacterium at the i -th site after n steps one has k_1 bacteria at the first site, k_2 bacteria at the second site, etc. It is convenient to combine together all functions $f_i^{(n)}$ with the same number of steps n into a map F_n from the L -dimensional space of the auxiliary parameters s_i into an L -dimensional space parametrized by the f_i 's. Also in what follows we often drop the subscript from the s_i variables and denote by s a point in the L -dimensional space with coordinates (s_1, \dots, s_L) .

The main property making generating functions useful is the iterative relation

$$F_{n+1} = F_1(F_n) . \quad (110)$$

This property is straightforward to check by making use of the definition of the branching process and elementary properties of probabilities. We are interested in the late time behavior of the branching process, which is determined by the limiting function F_∞ . The iterative property (110) implies that

$$F_1(F_\infty) = F_\infty ,$$

i.e. the set of values of the function F_∞ is a subset of the fixed points of the function F_1 , such that

$$F_1(s) = s . \quad (111)$$

For our purposes is enough to study the mapping F_1 inside the L -dimensional cube I_L of unit size, $0 \leq s_i < 1$. The definition (109) of the generating functions implies that all partial derivatives of

$F_1(s)$ are positive. Also, the normalization of probabilities implies that

$$F_1(1, \dots, 1) = (1, \dots, 1) \equiv \vec{1}.$$

Another important property of the mapping F_1 , also immediately following from its definition, is that the Jacobian of F_1 at the point $s = (1, \dots, 1)$ is equal to the matrix of averages \tilde{M} . Clearly, the mappings F_n also satisfy the straightforward analogues of all these properties. This and the iterative relation (110) immediately implies the relation

$$\tilde{M}^{(n)} = \tilde{M}^n$$

used above to calculate the late time behavior of the average number of the dead bacteria. Also by applying the chain rule twice to (110) it is straightforward to reproduce the recursion relation (94) used to calculate the variance.

We are ready now to discuss how the transition to the eternal regime happens. Note first, that if the mapping F_1 has no other fixed points in the cube I_L apart from $\vec{1}$ (see fig. 6), then

$$F_\infty = \vec{1}.$$

By definition of the generating functions, eq. (109), this means that in the late time asymptotics with probability one there are no bacteria at any of the sites. The extinction probability is exactly equal to one (inflation ends). The situation changes when a non-trivial fixed point s_f solving eq. (111) enters the region I_L (see fig. 6). Now one has

$$F_\infty = s_f < \vec{1}.$$

This implies that, as before, the probability to have any finite non-zero number of bacteria at any site vanishes. However, the probabilities to have zero bacteria at the various sites,

$$p_{i;0\dots 0}^{(\infty)} = f_i^{(\infty)}(0) = (s_f)_i, \quad (112)$$

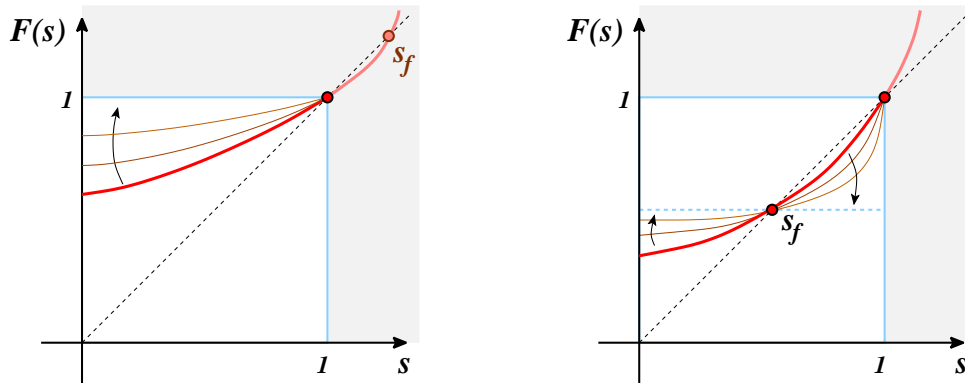


Figure 6: Left: Plot of $F_1(s)$ for large p (thick curve). The only fixed point in the unit cube is $s = 1$. Further applications of F_1 (thinner curves) drive the curve to the $F_\infty = 1$ line. Right: For smaller p 's a new fixed point s_f enters the unit cube. Now the limiting line is $F_\infty = s_f$.

are all less than one. This means that there is a non-vanishing probability that the population never dies out and that the total number of bacteria grows indefinitely at late times. This corresponds to the eternal inflation regime. Clearly, this implies that the number of dead bacteria also has a finite probability to grow indefinitely; in the context of eternal inflation this translates into

$$1 - \int \rho(V) dV > 0 .$$

To identify the critical value of p where the transition happens it is instructive to track the position of the fixed point s_f in s -space as a function of p . According to the above discussion, at the critical value of p the fixed point enters into the unit cube I_L . It is straightforward to check that the monotonic property of the generating functions (109) imply that the trajectory of the fixed point necessarily passes through the point $\vec{1}$. Consequently, at the critical probability the graph of the mapping $F_1(s)$ is tangent to the surface $f_i = s_i$ at $\vec{1}$ along one direction in the $(2L)$ -dimensional space parametrized by the f_i 's and s_i 's. The projection of this direction onto the s -hyperplane is tangent to the trajectory of the fixed point at $\vec{1}$. Algebraically this means that at the transition p one of the eigenvalues of the Jacobian of F_1 at $\vec{1}$ is equal to one,

$$\frac{\partial F_1(\vec{1})}{\partial s} v \equiv \frac{\partial f_i^{(1)}(\vec{1})}{\partial s_j} v_j = v_i , \quad (113)$$

where v is a vector tangent to the fixed-point trajectory at $\vec{1}$. At lower values of p this eigenvalue becomes larger than one. Recalling that the Jacobian of F_1 at $\vec{1}$ coincides with the matrix of averages \tilde{M} , we see that the transition to the eternal regime indeed happens at the same value p_c where the average number of dead bacteria (and, in the finite line case, all higher moments) diverges at late times.

Let us now extend this result to the infinite line. The infinite-line process can be approximated by a sequence of finite-dimensional branching processes with defining matrices \tilde{M}_L , where \tilde{M}_L is the projection of \tilde{M} onto the first L basis vectors. The matrix \tilde{M}_L describes a branching process with L sites, where bacteria can also “die” with probability $(1 - p)$ jumping from the L -th site to the left. Now, the crucial point is that the extinction probability for the infinite line is smaller than that of the branching process described by \tilde{M}_L , for any finite L . This is quite clear as in going from the finite to the infinite case we are increasing the survival probability of each bacterium. Therefore if we are able to prove that for $p < p_c$ and sufficiently large L the extinction probability associated with \tilde{M}_L is strictly less than one, our claim follows. The finite-dimensional theorem implies that this is equivalent to showing that for sufficiently large L the maximum eigenvalue of \tilde{M}_L is larger than one.

The matrix \tilde{M}_L is just the $L \times L$ truncation of \tilde{M} in eq. (76),

$$\tilde{M}_L = \begin{pmatrix} 0 & N(1-p) & 0 & \cdots & & \\ Np & 0 & \ddots & & & \vdots \\ 0 & \ddots & \ddots & & & 0 \\ \vdots & & & & 0 & N(1-p) \\ & \cdots & 0 & Np & 0 & \end{pmatrix}_{L \times L} . \quad (114)$$

We want to solve the eigenvalue problem $\langle v | \tilde{M}_L = \lambda \langle v |$. In components this reads

$$Np v_2 = \lambda v_1 \quad (115)$$

$$Np v_{j+1} + N(1-p) v_{j-1} = \lambda v_j \quad \text{for } 1 < j < n \quad (116)$$

$$N(1-p) v_{L-1} = \lambda v_L . \quad (117)$$

Let's try the ansatz

$$v_j = A^j , \quad (118)$$

where A is a complex number. Eq. (116) implies

$$Np A^2 - \lambda A + N(1-p) = 0 \quad \Rightarrow \quad A_{\pm} = \frac{\lambda \pm \sqrt{\lambda^2 - 4N^2p(1-p)}}{2Np} . \quad (119)$$

Eq. (115) is equivalent to the recursion relation eq. (116) with initial condition $v_0 = 0$. This then implies that the correct linear combination is

$$v_j = A_+^j - A_-^j . \quad (120)$$

Analogously, eq. (117) gives the 'final condition' $v_{L+1} = 0$,

$$A_+^{L+1} = A_-^{L+1} . \quad (121)$$

This cannot hold if A_{\pm} are distinct real roots. Then the square root in eq. (119) must be purely imaginary, $\lambda^2 \leq 4N^2p(1-p)$, in which case A_+ and A_- are complex-conjugate of each other. Therefore eq. (121) implies that

$$\arg(A_+^{L+1}) = k \cdot \pi \quad \Rightarrow \quad \arg(A_+) = k \cdot \frac{\pi}{L+1} , \quad (122)$$

where k is an integer. Distinct solutions correspond to $1 \leq k \leq L$, which exhaust the set of eigenvalues of \tilde{M}_L . From eq. (119) we have

$$\cos(\arg(A_+)) = \frac{\lambda}{\sqrt{4N^2p(1-p)}} , \quad (123)$$

which combined with eq. (122) finally yields the eigenvalues

$$\lambda_k = \sqrt{4N^2p(1-p)} \cdot \cos\left(\frac{\pi k}{L+1}\right), \quad 1 \leq k \leq L. \quad (124)$$

The largest eigenvalue is that with $k = 1$, which for sufficiently large L is arbitrarily close to $\sqrt{4N^2p(1-p)}$. For $p < p_c$, $\sqrt{4N^2p(1-p)} > 1$ (see eq. (92)), and the largest eigenvalue will become strictly larger than one for sufficiently large L . This completes the proof.

3.5 How the probability distribution can lose its normalization

To understand how the extinction probability can change abruptly when p crosses p_c , it is instructive to track the probability distribution for the number of dead bacteria as a function of time. For simplicity we do this for a minimal branching process with just two sites and $N = 2$ copies at each reproduction event (see fig. 7). In this case the generating functions (109) are particularly simple:

$$f_0^{(1)}(s_0, s_1) = s_0, \quad (125)$$

$$f_1^{(1)}(s_0, s_1) = ((1-p)s_1 + ps_0)^2. \quad (126)$$

It is straightforward to apply here the generic results discussed in the last section. The critical probability is the value of p for which $\partial_{s_1} f_1^{(1)}$ computed at $(s_0, s_1) = (1, 1)$ becomes larger than one. We get

$$p_c = \frac{1}{2}. \quad (127)$$

The extinction probability is the fixed point of $f_1^{(1)}$ (setting $s_0 = 1$) inside the unit interval $0 \leq s_1 \leq 1$,

$$p_{\text{ext}} = \frac{1 - 2p + 2p^2 - \sqrt{(1-2p)^2}}{2(1-p)^2} = \begin{cases} 1 & p > 1/2 \\ (\frac{p}{1-p})^2 & p < 1/2 \end{cases}, \quad (128)$$

which indeed drops below one for $p < p_c$.

To follow the time-evolution of the dead-bacteria probability distribution we numerically iterate the recursion relation $F_{n+1} = F_1(F_n)$ for different values of p . As before n counts the number

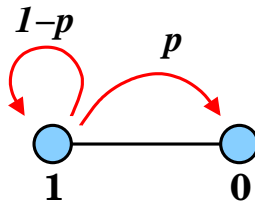


Figure 7: *The 2-site branching process.*

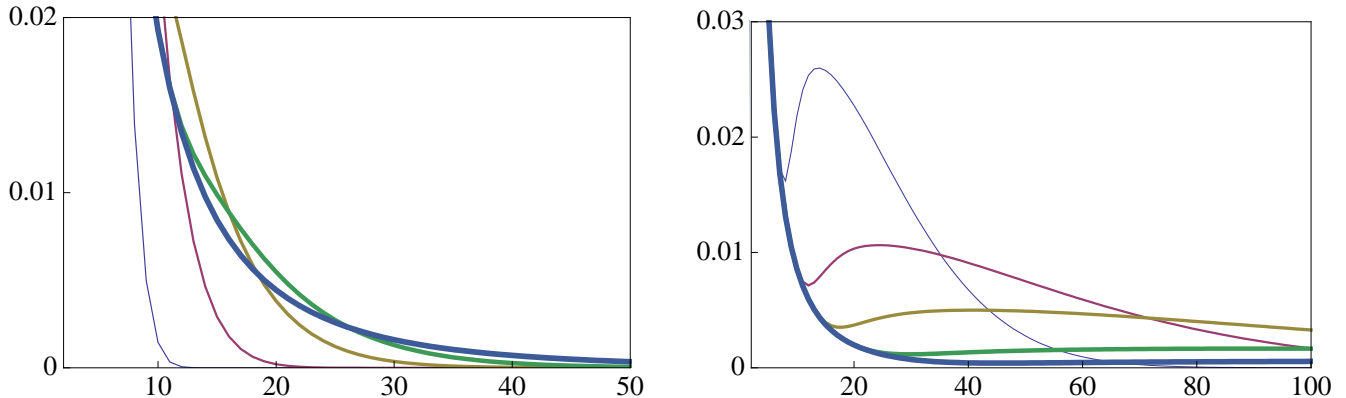


Figure 8: *Time evolution of the dead-bacteria probability distribution in the two-site model. Thinner (thicker) lines correspond to earlier (later) times. Left: supercritical case, $p > p_c$. As a function of time the distribution boringly relaxes to its asymptotic form. Right: subcritical case, $p < p_c$. A “bump” develops and gradually shifts towards larger and larger dead bacteria counts, while getting wider and lower, and bringing some finite probability to infinity.*

of time-steps. The results are plotted in fig. 8. For p larger than the critical probability, the probability distribution at early times is strongly peaked around small numbers, and as time goes on it smoothly asymptotes to its $n \rightarrow \infty$ form. The probability distribution is obviously normalized to one for every n , and so is the asymptotic $n \rightarrow \infty$ distribution. Related to this, the extinction probability is one, as expected.

More interesting is the $p < p_c$ case. There, at early times one can notice a feature—a “bump”—in the probability distribution. As time goes on the bump moves towards larger and larger dead-bacteria numbers, spreading out at the same time. The $n \rightarrow \infty$ asymptotic distribution shows no bump. Still, one can check that its normalization is strictly smaller than one—it is in fact the extinction probability $p_{\text{ext}} < 1$, as it should. The bump has taken away some finite probability to infinity! The fact that the asymptotic probability distribution is not normalized to one is due to the fact there is a finite probability of having infinitely many dead bacteria.

We warn the reader that the qualitative presence of the bump is not a distinctive feature of the subcritical ($p < p_c$) case. The plots in fig. 8 were done with $p = 0.6$ and $p = 0.4$. However a bump can also be noticed in the supercritical case, $p > p_c$, if we take p quite close to p_c , say $p = 0.51$. In such a case the bump follows the same qualitative time-evolution as for the subcritical case—it moves to the right, spreads out, and disappears. The question of whether it takes away some finite probability to infinity is then a quantitative one, and an explicit check shows that it does not, as expected.

Technically what happens in the $p < p_c$ case is that as $n \rightarrow \infty$ the sequence of probability distributions $P_n(V)$ converges *pointwise* to the asymptotic $P_\infty(V)$,

$$\forall V \quad P_n(V) - P_\infty(V) \rightarrow 0, \quad (129)$$

but it does not converge *strongly*,

$$\|P_n(V) - P_\infty(V)\| \rightarrow (1 - p_{\text{ext}}) \neq 0, \quad (130)$$

where the relevant norm here is the L^1 norm, $\|f\|_1 \equiv \int dx |f(x)|$ ¹¹. As a consequence taking the $n \rightarrow \infty$ limit and taking the norm do not commute. The r.h.s of eq. (130) is precisely the probability taken away by the “bump”.

However we can formally supplement the asymptotic probability with a δ -function supported at infinity, with coefficient $(1 - p_{\text{ext}})$,

$$P_\infty(V) = \lim_{n \rightarrow \infty} P_n(V) + (1 - p_{\text{ext}}) \delta(V - \infty). \quad (131)$$

Such a term fixes the normalization, and it also makes all moments diverge, as we know they must. Indeed if one does not include the point at infinity, the moments computed with the asymptotic probability (129) do not coincide with those we computed in the previous sections, which read

$$\langle V^m \rangle = \lim_{n \rightarrow \infty} \int dV P_n(V) V^m. \quad (132)$$

Once again, taking the m -th moment and taking the limit in n do not commute because of the absence of strong convergence. The addition of the δ -function in eq. (131) is a formal way of achieving strong convergence. The situation is somewhat subtler for the infinite chain, where we know that different moments diverge at different values of p . This cannot be reproduced by adding a single δ -function contribution at infinity. Instead, it may be that when the m -th moment $\langle V^m \rangle$ diverges, the probability distribution acquires a term $\propto \delta^{(m)}(V - \infty)$.

4 Generalization to realistic models

So far we assumed that the parameters H and $\dot{\phi}$ do not depend on the position along the potential. Although in the slow-roll approximation these parameters are slowly varying, *i.e.* they are approximately constant during an Hubble time, one cannot neglect their variation over a large range of ϕ ¹². Let us discuss how our results change taking this effect into account. We want to prove the following. *We have eternal inflation, i.e. a non-zero probability of an infinite reheating volume, if and only if $\Omega < 1$ somewhere along the potential.* This statement is true up to slow-roll corrections and up to corrections of order $(H/\Delta\phi)^2$, where $\Delta\phi$ is the range of ϕ where the slow-roll conditions are satisfied.

The proof is quite easy. Consider the case in which $\Omega < 1$ somewhere along the potential. The slow-roll conditions imply that one can take a range of ϕ around this point, with $\Delta\phi \gg \dot{\phi} \cdot H^{-1} \sim$

¹¹We are using a continuous notation for V , because we have in mind the reheating volume in inflation, whereas in fact in the model at hand V is a discrete variable—the number of dead bacteria. The proper changes in the notation are obvious.

¹²Some specific realistic models with potential of the form ϕ^n were first studied in the context of eternal inflation in [2, 3], reaching conclusions qualitatively similar to ours.

$\Omega^{1/2}H$, in which Ω and H can be treated as constant. Now the idea is to restrict to this interval and prove that the extinction probability is less than one. For example one can consider a model with an absorbing barrier at the downhill limit of the interval and with a reflecting one at the uphill limit. This model is studied explicitly in Appendix A, where it is shown that the extinction probability gets less than one when $\Omega < 1$, up to corrections $\mathcal{O}(H/\Delta\phi)^2$. On the other hand, this restricted model has clearly an extinction probability larger than the model probing the full potential. This proves that $\Omega < 1$ ensures an extinction probability strictly less than 1, *i.e.* a non-zero probability of an infinite reheating volume.

The other case is even simpler. If $\Omega > \Omega_0 > 1$ everywhere, then one can consider a model with $\Omega = \Omega_0$ everywhere. This model has an extinction probability smaller than the original one. On the other hand we know that the extinction probability with constant $\Omega > 1$ is 1. This proves that the extinction probability is 1 if $\Omega > 1$ everywhere: the probability of infinite reheating volume vanishes. We see that the condition for eternal inflation is local in field space: it is enough to have $\Omega < 1$ in a range of field values parametrically larger than H .

This also shows that all our conclusions do not change if we assume that the last stage of inflation before reheating is far from the eternal regime, *i.e.* $\zeta \ll 1$, as we observe for example in our Universe. The additional e-folds of inflation with negligible perturbations act as a sort of physical smoothing of the reheating surface: ζ is large only on scales which are huge compared to the horizon at the end of inflation. This is the way one should understand the somewhat artificial smoothing of the reheating surface we used in the paper.

It is interesting also to see whether our results can be extended to non-minimal models of single field inflation. This will include k-inflation models [21] with reduced speed of sound, like DBI inflation [22], and models where higher derivative terms are important, like ghost-inflation [23, 24]. A useful way of writing down the most generic theory of single field inflation has been recently studied in [25, 26], where modifications with respect to the minimal slow-roll scenario are parametrized in terms of operators for the perturbations around the inflating background.

There is an important qualitative difference between these non-minimal models and the simplest slow-roll inflation case: *eternal inflation may lie outside the regime of validity of the effective field theory*. In the case of slow-roll, we discussed in section 1.2 that, even in the eternal inflation regime $\zeta \sim 1$, non-linearities are small and can be treated as corrections to the free field picture¹³. However this is not the case for more general models. Eternal inflation can be studied only if the theory is weakly coupled for $\zeta \sim 1$; otherwise this regime is sensitive to the UV completion and cannot be studied within the effective field theory.

Whether the theory is weakly coupled or not at $\zeta \sim 1$ will depend on the size of the various operators, but some general conclusion can be drawn. For models with a reduced speed of sound, $c_s < 1$, it is shown in [26], that the same operator that reduces the speed of perturbations

¹³Even in the slow-roll case non-linearities become important if one is interested in very large (and very unlikely) fluctuations $\zeta \gg 1$. In particular the quartic interaction eq. (11) will become as important as the quadratic action for $\delta\phi \gtrsim H/\sqrt{\epsilon}$. It is easy to realize however that these extremely unlikely fluctuations are irrelevant in all our discussion. What must be weakly coupled are the typical fluctuations, which means $\zeta \sim 1$ when one gets close to the eternal inflation regime.

also induces interactions among fluctuations. The relation between the two features is fixed by the symmetries of the system. In particular one can show that the effect of cubic and quartic interactions at horizon crossing with respect to the quadratic action is of order [27, 28, 29, 26]

$$\frac{S_3}{S_2} \sim \left(\frac{1}{c_s^2} - 1\right) \zeta \quad \frac{S_4}{S_2} \sim \left(\frac{1}{c_s^2} - 1\right)^2 \zeta^2, \quad (133)$$

which should be compared with eq.s (10) and (11) in the case of slow-roll. This implies that the theory becomes strongly coupled at horizon crossing if one approaches the eternal inflation regime $\zeta \sim 1$, unless c_s is very close to one [30]. In other words eternal inflation is out of the regime of validity of the effective field theory for models where the speed of perturbations deviates substantially from one. Similar conclusions were reached in the context of brane inflation in [31] and in the context of models with small speed of sound in [32].

The same conclusion holds in another interesting case of single field inflation: that of ghost inflation [23, 24]. Indeed the Lagrangian for the canonically normalized perturbation π contains an interaction of the form $\dot{\pi}^3/2M^2$ where $M^2 = \dot{\phi}$ is the velocity of the time dependent condensate. Again comparing this with the quadratic Lagrangian

$$\frac{S_3}{S_2} \simeq \frac{\dot{\pi}^3/M^2}{\dot{\pi}^2} \simeq \frac{H\pi}{\dot{\phi}} \simeq \zeta. \quad (134)$$

This implies that the theory is strongly coupled in the regime of eternal inflation $\zeta \sim 1$.

Exactly the same argument holds for the other de Sitter limit of inflation discussed in [26] where, using the language of ref. [26], the unitary gauge operator $(g^{00} + 1)\delta K^\mu{}_\mu$ dominates at horizon crossing. Also in this case the theory contains the cubic operator $\dot{\pi}^3/2M^2$, so that again eternal inflation is not under control of the effective field theory.

5 Summary and discussion

In this paper we gave a precise definition of slow-roll eternal inflation by identifying a sharp change of behaviour of the system at the critical value

$$\frac{\dot{\phi}^2}{H^4} = \frac{3}{2\pi^2}. \quad (135)$$

A model gives rise to eternal inflation if and only if $\Omega \equiv 2\pi^2\dot{\phi}^2/(3H^4) < 1$.

We reviewed in Sec. 1 the reasons why inflation is under control even in the eternal regime. It is easy to check that the system can be perturbatively studied in an expansion in the slow-roll parameters and in H^2/M_{Pl}^2 ; indeed these small quantities suppress both the deviation of the metric from exact de Sitter and the self-interactions of the scalar degree of freedom. Our analysis has been done at leading order in these parameters.

Starting from a finite inflationary volume, we identified the volume of the Universe at reheating, smoothed on scales much larger than the Hubble radius H^{-1} , as indicator of the onset of eternal

inflation. We expect, in fact, the reheating volume to become larger and larger without bound as we approach the eternal regime. Indeed in Sec. 2 we proved, at leading order in slow-roll and H^2/M_{Pl}^2 , that all moments of the reheating volume probability distribution $\rho(V)$ diverge at $\Omega = 1$, signaling a sharp change in the behaviour of the system.

To get further insight into the nature of this transition, we studied in Sec. 3 a discretized version of slow-roll inflation. The dynamics of inflation can be mimicked, with a biological analogy, with a set of bacteria which can hop left or right on a one dimensional lattice, representing the position of the inflaton. The expansion is represented by the constant reproduction rate of these bacteria, which at every time step split into a fixed number of independent offsprings. This discrete version of the system is simpler to study, as one can apply to it the whole machinery of the theory of branching processes. On the other hand it can be shown to exactly approach the continuous case in the limit in which the lattice spacing goes to zero. This discrete model allows us to reach the conclusion that the onset of eternal inflation at $\Omega = 1$ corresponds to the development of a non-zero probability of strictly infinite reheating volume: this is the sharpest definition of eternal inflation.

Our results are obtained at leading order in slow-roll and H^2/M_{Pl}^2 . Even small corrections to the asymptotic time dependence would completely change the results; for example this would happen if the reheating probability (33) goes at large times as $\exp(t^{1+\epsilon})$ where ϵ is small correction¹⁴. From a preliminary analysis, we expect that this is not the case and that the qualitative picture of a sharp transition remains unaltered, with only perturbative corrections to the exact point where the transition happens. The proof of this, however, is not entirely straightforward. Indeed, at subleading order in our expansion parameters many new ingredients must be taken into account. The Hubble rate H and inflaton speed $\dot{\phi}$ are not constant anymore, but depend on the position along the potential; the scalar degree of freedom is not a free field anymore as cubic and quartic self-interactions must be taken into account; the metric deviates from exact de Sitter and, finally, also tensor modes must be taken into account. We expect the diffusion equation to still capture the relevant dynamics of the phase transition, but further work is needed to extend our results at subleading order. Another weak point of our discussion is that eternal inflation is characterized studying a classical, smoothed observable: the reheating volume. Although the exact value of the smoothing scale does not appear in the final equations (in the limit in which it is much larger than the Hubble radius H^{-1}), it would be nice to have a more intrinsic and quantum mechanical definition of eternal inflation, without need of a smoothing procedure.

The sharp characterization we gave of slow-roll eternal inflation may be a first step towards a more profound understanding of its features and implications. In particular there are reasons to suspect that the semiclassical description of eternal inflation, with its infinite creation of volume may be misleading (see for example [30]) or even that eternal inflation itself may be censored in a fundamental theory [33]; if this is the case the effective theory description must break down before $\Omega = 1$.

In the context of the conjectured dS/CFT correspondence put forward in [34], it would be

¹⁴We thank David Gross for emphasizing this point.

interesting to understand what is the nature of the transition at $\Omega = 1$ on the CFT side. Another possible direction is to try to understand the connection between our critical point $\Omega = 1$ and other critical point for the existence of eternal inflation, like in the case of old inflation [35] and topological inflation [36, 37].

Acknowledgments

It is a pleasure to thank Nima Arkani-Hamed, Lotfi Boubekour, Raphael Bousso, Ben Freivogel, Andrea Gambassi, Jaume Garriga, David Gross, Alan Guth, Andrei Linde, Matt Kleban, Raman Sundrum and Filippo Vernizzi for useful discussions and comments.

Appendices

A Proof that all moments diverge at the same Ω

In this Appendix we want to prove that in the presence of a regulating uphill barrier all the moments of the distribution $\rho(V)$ start diverging at the same point $\Omega = 1$.

Let us first solve the diffusion equation with a drift term

$$\frac{\partial P}{\partial t} = -\dot{\phi} \frac{\partial P}{\partial \phi} + \frac{H^3}{8\pi^2} \frac{\partial^2 P}{\partial \phi^2} \quad (136)$$

in the presence of an absorbing barrier at $\phi = \phi_r$ and a reflecting one at $\phi = \phi_{up}$. At the reheating barrier the boundary condition is $P = 0$, while on the uphill barrier we have to impose a vanishing value of the probability current

$$\dot{\phi} P - \frac{H^3}{8\pi^2} \frac{\partial P}{\partial \phi} = 0 \quad \text{at} \quad \phi = \phi_{up} . \quad (137)$$

Using the standard method of separation of variables one can write a general solution as

$$\exp \left[\frac{4\pi^2 \dot{\phi} \phi - 2\pi^2 \dot{\phi}^2 t}{H^3} \right] \sum_n a_n \sin \left[\frac{\alpha_n \pi (\phi_r - \phi)}{\phi_r - \phi_{up}} \right] \exp \left[-\frac{H^3 t}{8\pi^2} \cdot \frac{\alpha_n^2 \pi^2}{(\phi_r - \phi_{up})^2} \right] . \quad (138)$$

The boundary condition at the reheating point is clearly satisfied, while the coefficients α_n must be chosen so that each sinus satisfies the boundary condition on the uphill barrier. This gives the following equation

$$\text{tg}(\alpha_n \pi) = -\frac{H^3}{4\pi^2 \dot{\phi}} \cdot \frac{1}{\phi_r - \phi_{up}} \cdot \alpha_n \pi . \quad (139)$$

Let us check first of all that, sending $\phi_{up} \rightarrow -\infty$, the result reproduces the case with only the reheating barrier. In the limit in which the uphill barrier is removed we see that the solutions of

(139) behaves as $\alpha_n \rightarrow n$, so that the series reduces to a normal Fourier decomposition. Using the Fourier decomposition of the δ function we take the coefficients of the series to be

$$a_n = \frac{2}{\phi_r - \phi_{up}} \sin \frac{n\pi\phi_r}{\phi_r - \phi_{up}}. \quad (140)$$

Therefore the series in eq. (138) takes the form

$$\sum_n \exp \left[-\frac{H^3 t}{8\pi^2} \cdot \frac{n^2 \pi^2}{(\phi_r - \phi_{up})^2} \right] \frac{1}{\phi_r - \phi_{up}} \left[\cos \frac{n\pi\phi}{\phi_r - \phi_{up}} - \cos \frac{n\pi(2\phi_r - \phi)}{\phi_r - \phi_{up}} \right]. \quad (141)$$

In the limit $\phi_{up} \rightarrow -\infty$ the sum becomes an integral. The first sum of cosines becomes

$$\int_0^{+\infty} dX e^{-\frac{H^3 t}{8} X^2} \cos(\pi X \phi) \sqrt{\frac{2\pi}{H^3 t}} e^{-\frac{2\pi^2 \phi^2}{H^3 t}}. \quad (142)$$

Taking into account the exponential factor in front of the series in eq. (138), we see that we reproduce the result (31) in the presence of the reheating barrier only.

The important feature for us of the general solution (138) is that at late times it is dominated by the first term of the sum, which is the slowest to decay. For large and negative ϕ_{up} , $\alpha_1 \simeq 1$ so that the full time dependence of the leading term is

$$\exp \left[-\frac{2\pi^2 \dot{\phi}^2 t}{H^3} - \frac{H^3 t}{8(\phi_r - \phi_{up})^2} \right] \sim \exp \left[-\frac{2\pi^2 \dot{\phi}^2 t}{H^3} \right] = \exp(-3H\Omega t). \quad (143)$$

We are interested in studying the n -th moment of the reheating volume distribution, which is easily related to the n -point joint reheating probability p_{nr} by

$$\langle V^n \rangle = \int dx_1 \dots dx_n \int dt_1 \dots dt_n e^{3H(t_1 + \dots + t_n)} p_{nr}(t_1, \dots, t_n, \vec{x}_1, \dots, \vec{x}_n). \quad (144)$$

Clearly, if $\langle V \rangle$ diverges, also $\langle V^n \rangle$ diverges, therefore we concentrate on the case $\Omega > 1$, when $\langle V \rangle$ is finite.

The simple time dependence of eq. (143) will also appear in the reheating probability. Let us take n points. Going backwards in time they progressively merge together: at $t_{*(n-1)}$ the distance between the two closest points gets smaller than H^{-1} and we are left with $n - 1$ independent points; at $t_{*(n-2)}$ a couple of the remaining points merge to $n - 2$ and the process continues until t_{*1} , when we are left with a single point. It is easy to prove by induction from eq. (143) that

$$p_{nr}(t_1, \dots, t_n, \vec{x}_1, \dots, \vec{x}_n) \sim \exp \left[-3H\Omega(t_1 + t_2 + \dots + t_n) + 3H\Omega(t_{*1} + t_{*2} + \dots + t_{*(n-1)}) \right]. \quad (145)$$

Let us now use this expression to study the convergence of $\langle V^n \rangle$, eq. (144). For a given comoving position of the n points, the integral over time can be divided into many intervals each

going from t_{min} to t_{max} ; in each interval the n points are grouped into m independent subsets. At very early times all the points are separated by a physical distance $\ll H^{-1}$, so that their evolution is completely correlated, so that they form a single group. As time passes the n points split in subgroups: the elements of each subgroup still evolve together, while the evolution of different subgroups is not correlated¹⁵. We obtain

$$\int dx_1 \dots dx_n \sum_{intervals} \int_{t_{min}}^{t_{max}} dt_1 \dots dt_m e^{3H(t_1 \cdot k_1 + \dots + t_m \cdot k_m)} p_{mr}(t_1, \dots, t_m, \vec{x}_1, \dots, \vec{x}_m), \quad (146)$$

where the sum is extended over the different time intervals during which the n points are divided into m groups, each group consisting of k_i points. Before t_{min} some points belonging to different groups are correlated (using the notation of the previous paragraph $t_{min} = t_{*(m-1)}$), after t_{max} some of the points in the same group start to evolve independently as they become separated by more than $\sim H^{-1}$. Clearly the extrema t_{min} and t_{max} are functions of the comoving coordinates $x_1 \dots x_n$.

Using eq. (145) we can write

$$\langle V^n \rangle = \int dx_1 \dots dx_n \sum_{intervals} e^{3H\Omega(t_{*1} + \dots + t_{*m})} \int_{t_{min}}^{t_{max}} dt_1 \dots dt_m e^{3H(k_1 - \Omega)t_1} \dots e^{3H(k_m - \Omega)t_m}. \quad (147)$$

The next step is to rewrite the integration over comoving coordinates as integrals over time variables, similarly to what we did in eq. (54) for the $\langle V^2 \rangle$ case. The distances among the various groups fix the values of t_{*i} . For a particular sequence of merging of the groups going backwards in time, one can choose the following spatial coordinates: $e^{-Ht_{*(m-1)}}$ is the distance between the two closest groups, $e^{-Ht_{*(m-2)}}$ is the distance between the next to closest and so on.

One can thus perform all the integrals over the relative positions of the groups, except for the one over t_{min} :

$$\prod_i \int_{t_{*(i-1)}}^{t_{*(i+1)}} dt_{*i} e^{3H(\Omega-1)t_{*i}} \sim e^{3H(\Omega-1)(m-1)t_{min}}, \quad (148)$$

where we used that for $\Omega > 1$ each integral is dominated by the upper limit of integration. The integral over the positions of the points inside each group can be done noticing that t_{max} fixes the maximum distance inside any group: the points with the largest separation will be the first ones to start an independent evolution, changing the way the n points are divided. Thus the integral over the internal coordinates give

$$\sim \prod_{i=1}^m e^{-3H(k_i - 1)t_{max}}. \quad (149)$$

Including t_{min} and t_{max} , this exhausts all the spatial coordinates except one, whose integral just gives an overall comoving volume L^3 .

¹⁵As in the case of the variance we neglect the intervals of partial correlation using a two-step approximation.

For each time interval we are left with

$$\int dt_{min} \int dt_{max} e^{3H(\Omega-1)(m-1)t_{min}} \prod_{i=1}^m e^{-3H(k_i-1)t_{max}} \prod_{j=1}^m \int_{t_{min}}^{t_{max}} dt_j e^{3H(k_j-\Omega)t_j} . \quad (150)$$

Each of the integrals in the product at the end gives

$$\sim e^{3H(k_j-\Omega)t_{max}} \quad \text{for } k_j > \Omega \quad (151)$$

$$\sim e^{3H(k_j-\Omega)t_{min}} \quad \text{for } k_j < \Omega \quad (152)$$

For $\Omega > 1$ the integral over t_{max} is always convergent and dominated by its lower bound t_{min} . Therefore we end up with a simple integral over t_{min}

$$\int dt_{min} e^{-3H(\Omega-1)t_{min}} , \quad (153)$$

which is always convergent for $\Omega > 1$.

This proves that $\langle V^n \rangle$ always converges when $\langle V \rangle$ does and therefore that all moments start diverging at the same critical point $\Omega = 1$.

B Asymptotics of $\langle 1|(S + S^\dagger)^m|i\rangle$

Here we will prove the estimate (106) for the leading exponential asymptotics for matrix elements of the form $A^{(m,i)} \equiv \langle 1|(S + S^\dagger)^m|i\rangle$ at large i . Let us start with deriving a recursion relation for these matrix elements in analogy to (85). One writes

$$\begin{aligned} A^{(m,i)} &= \langle 1|(S + S^\dagger)^{m-1}(S + S^\dagger)|i\rangle \\ &= A^{(m-1,i-1)} + A^{(m-2,i)}A^{(0,1)} + \langle 1|(S + S^\dagger)^{m-2}(S + S^\dagger)S|1\rangle \\ &= \dots = A^{(m-1,i-1)} + \sum_{k=0}^{m-2} A^{(k,i)}A^{(m-2-k,1)} . \end{aligned} \quad (154)$$

As before, it is convenient to introduce a generating function

$$G(x, y) = \sum_{m=0}^{\infty} \sum_{i=1}^{\infty} A^{(m,i)} x^m y^i$$

It is straightforward to check that the recursion relation (154) and $A^{(0,1)} = 1$ implies the following algebraic equation for G ,

$$xy G(x, y) + x^2 G(x, y) F(x^2) = G(x, y) - y ,$$

where $F(x)$ is the generating function (88) for $A^{(m,1)}$. Consequently,

$$G(x, y) = \frac{2y}{1 + \sqrt{1 - 4x^2} - 2xy} . \quad (155)$$

Unlike for the function F , finding the Taylor coefficients of G in closed form is rather challenging. However, what we need is just the leading exponential asymptotics of $A^{(\mu i, i)}$ at large i and fixed μ . In other words, we are looking for λ , such that

$$A^{(\mu i, i)} = \lambda^i f(i) \quad (156)$$

where $f(i)$ is not exponential at large i . To find this asymptotics it is convenient to work with another pair of variables $(x, z = y x^\mu)$, so that

$$G(x, z) = \sum_{m=0}^{\infty} \sum_{i=1}^{\infty} A^{(m, i)} x^{m-\mu i} z^i . \quad (157)$$

Then the coefficients $A^{(\mu i, i)}$ are generated by $G_0(z)$, which is the x -independent part of $G(x, z)$,

$$G_0(z) = \sum_{i=1}^{\infty} A^{(\mu i, i)} z^i \quad (158)$$

Note that $G_0(z) \neq G(x=0, z)$, because the series for $G(x, z)$ contains negative powers of x . Instead, it is given by the contour integral

$$G_0(z) = \oint \frac{dx}{x} G(x, z) = \oint \frac{dx}{x^2} \frac{2z}{x^{\mu-1} (1 + \sqrt{1 - 4x^2}) - 2z} \quad (159)$$

in the complex x -plane. Here the integration contour should enclose the point $x = 0$, and should not exit the region where the series (157) converges, so that one can interchange the order of summation and integration. From the definition (155) it follows that this is the case for $x \ll 1$ and $y = z/x^\mu \ll 1$.

To find the value of λ in (156) note that $G_0(z)$, by its definition (158), is analytic for $|z| < |\lambda|^{-1}$ and diverges at $|z| = |\lambda|^{-1}$. Given that all coefficients in (158) are real positive numbers, we can restrict to real values of z . The integrand in (159) has two cuts extending from $x = \pm 1/2$ to $x = \pm\infty$, and a double pole at $x = 0$. Also at small z it has $(\mu - 1)$ additional poles near $x = 0$. The integration contour encloses all these poles and does not cross the cuts. At larger values of z one has two extra poles entering from the second sheet—they appear in the first sheet at $x = \pm 1/2$ when z crosses $1/2^\mu$. These poles are outside the integration contour. The singularity in $G_0(z)$ arises when, for even larger z , one of these two new poles merges with one of $(\mu + 1)$ poles inside the contour: at this value of z the contour necessarily passes through a singularity. Consequently, a singularity appears when the denominator in (159) develops a double zero (other than the trivial one at $x = 0$). By calculating its derivative we find that this happens at

$$z = z_c \equiv 2^{-\mu} \mu^{-\mu} (\mu^2 - 1)^{\mu/2} \sqrt{\frac{\mu + 1}{\mu - 1}} .$$

Hence $\lambda = z_c^{-1}$, exactly reproducing the estimate (106).

References

- [1] J. M. Maldacena, “Non-Gaussian features of primordial fluctuations in single field inflationary models,” *JHEP* **0305**, 013 (2003) [arXiv:astro-ph/0210603].
- [2] A. D. Linde, “Eternally Existing Selfreproducing Chaotic Inflationary Universe,” *Phys. Lett. B* **175**, 395 (1986).
- [3] A. S. Goncharov, A. D. Linde and V. F. Mukhanov, “The Global Structure Of The Inflationary Universe,” *Int. J. Mod. Phys. A* **2** (1987) 561.
- [4] A. H. Guth, “The Inflationary Universe: A Possible Solution To The Horizon And Flatness Problems,” *Phys. Rev. D* **23** (1981) 347.
- [5] A. D. Linde, “Nonsingular Regenerating Inflationary Universe,” Cambridge University preprint Print-82-0554 (1982).
- [6] P. J. Steinhardt, “Natural Inflation,” in *The Very Early Universe*, ed. G.W. Gibbons, S.W. Hawking and S. Siklos, Cambridge University Press, (1983).
- [7] A. Vilenkin, “The Birth Of Inflationary Universes,” *Phys. Rev. D* **27** (1983) 2848.
- [8] A. H. Guth, “Eternal inflation and its implications,” *J. Phys. A* **40** (2007) 6811 [arXiv:hep-th/0702178].
- [9] A. Linde, “Prospects of inflation,” *Phys. Scripta* **T117** (2005) 40 [arXiv:hep-th/0402051].
- [10] D. Seery, J. E. Lidsey and M. S. Sloth, “The inflationary trispectrum,” *JCAP* **0701**, 027 (2007) [arXiv:astro-ph/0610210].
- [11] A. D. Linde, “Eternal Chaotic Inflation,” *Mod. Phys. Lett. A* **1**, 81 (1986).
- [12] A. Vilenkin and L. H. Ford, “Gravitational Effects Upon Cosmological Phase Transitions,” *Phys. Rev. D* **26**, 1231 (1982).
- [13] A. D. Linde, “Scalar Field Fluctuations In Expanding Universe And The New Inflationary Universe Scenario,” *Phys. Lett. B* **116**, 335 (1982).
- [14] A. A. Starobinsky, “Dynamics Of Phase Transition In The New Inflationary Universe Scenario And Generation Of Perturbations,” *Phys. Lett. B* **117** (1982) 175.
- [15] A.A. Starobinsky, in: *Fundamental Interactions* (MGPI Press, Moscow, 1984, p. 55; A.A. Starobinsky, in: *Current Topics in Field Theory, Quantum Gravity and Strings*, Lecture Notes in Physics, eds. H.J. de Vega and N. Sanchez (Springer, Heidelberg 1986), 206 p. 107.
- [16] S. Winitzki, “The eternal fractal in the universe,” *Phys. Rev. D* **65**, 083506 (2002) [arXiv:gr-qc/0111048].
- [17] D. Polarski and A. A. Starobinsky, “Semiclassicality and decoherence of cosmological perturbations,” *Class. Quant. Grav.* **13**, 377 (1996) [arXiv:gr-qc/9504030].
- [18] E. Scannapieco and R. Barkana, “An Analytical Approach to Inhomogeneous Structure Formation,” arXiv:astro-ph/0205276.
- [19] K. B. Athereya, P. E. Ney, “Branching Processes,” *Berlin: Springer (1972)*; T. E. Harris “The Theory Branching Processes,” *Berlin: Springer (1963)*.
- [20] S. Winitzki, “On time-reparametrization invariance in eternal inflation,” *Phys. Rev. D* **71**, 123507 (2005) [arXiv:gr-qc/0504084].
- [21] J. Garriga and V. F. Mukhanov, “Perturbations in k-inflation,” *Phys. Lett. B* **458**, 219 (1999) [arXiv:hep-th/9904176].

- [22] M. Alishahiha, E. Silverstein and D. Tong, “DBI in the sky,” *Phys. Rev. D* **70**, 123505 (2004) [arXiv:hep-th/0404084].
- [23] N. Arkani-Hamed, P. Creminelli, S. Mukohyama and M. Zaldarriaga, “Ghost inflation,” *JCAP* **0404**, 001 (2004) [arXiv:hep-th/0312100].
- [24] L. Senatore, “Tilted ghost inflation,” *Phys. Rev. D* **71**, 043512 (2005) [arXiv:astro-ph/0406187].
- [25] P. Creminelli, M. A. Luty, A. Nicolis and L. Senatore, “Starting the universe: Stable violation of the null energy condition and non-standard cosmologies,” *JHEP* **0612**, 080 (2006) [arXiv:hep-th/0606090].
- [26] C. Cheung, P. Creminelli, A. L. Fitzpatrick, J. Kaplan and L. Senatore, “The Effective Field Theory of Inflation,” arXiv:0709.0293 [hep-th].
- [27] D. Seery and J. E. Lidsey, “Primordial non-gaussianities in single field inflation,” *JCAP* **0506**, 003 (2005) [arXiv:astro-ph/0503692].
- [28] X. Chen, M. x. Huang, S. Kachru and G. Shiu, “Observational signatures and non-Gaussianities of general single field inflation,” *JCAP* **0701**, 002 (2007) [arXiv:hep-th/0605045].
- [29] M. x. Huang and G. Shiu, “The inflationary trispectrum for models with large non-Gaussianities,” *Phys. Rev. D* **74**, 121301 (2006) [arXiv:hep-th/0610235].
- [30] N. Arkani-Hamed, S. Dubovsky, A. Nicolis, E. Trincherini and G. Villadoro, “A Measure of de Sitter Entropy and Eternal Inflation,” *JHEP* **0705**, 055 (2007) [arXiv:0704.1814 [hep-th]].
- [31] X. Chen, S. Sarangi, S. H. Henry Tye and J. Xu, “Is brane inflation eternal?,” *JCAP* **0611** (2006) 015 [arXiv:hep-th/0608082].
- [32] L. Leblond and S. Shandera, “Simple Bounds from the Perturbative Regime of Inflation,” arXiv:0802.2290 [hep-th].
- [33] N. Arkani-Hamed, S. Dubovsky, L. Senatore and G. Villadoro, “(No) Eternal Inflation and Precision Higgs Physics,” arXiv:0801.2399 [hep-ph].
- [34] A. Strominger, “The dS/CFT correspondence,” *JHEP* **0110**, 034 (2001) [arXiv:hep-th/0106113].
- [35] A. H. Guth and E. J. Weinberg, “Could The Universe Have Recovered From A Slow First Order Phase Transition?,” *Nucl. Phys. B* **212**, 321 (1983).
- [36] A. Vilenkin, “Topological inflation,” *Phys. Rev. Lett.* **72**, 3137 (1994) [arXiv:hep-th/9402085].
- [37] A. D. Linde, “Monopoles as big as a universe,” *Phys. Lett. B* **327** (1994) 208 [arXiv:astro-ph/9402031].