

Discovery of heavily obscured AGN among 7 INTEGRAL hard X-ray sources observed by Chandra

S. Sazonov^{1,2}, M. Revnivtsev^{1,2}, R. Burenin², E. Churazov^{1,2}, R. Sunyaev^{1,2}, W.R. Forman³, and S.S. Murray³

¹ Max-Planck-Institut für Astrophysik, Karl-Schwarzschild-Str. 1, D-85740 Garching bei München, Germany

² Space Research Institute, Russian Academy of Sciences, Profsoyuznaya 84/32, 117997 Moscow, Russia

³ Harvard-Smithsonian Center for Astrophysics, 60 Garden St., Cambridge, MA 02138, USA

Received / Accepted

ABSTRACT

Aims. Identification of hard X-ray sources discovered by the INTEGRAL observatory during its all-sky survey. Completing identification of a unique sample of active galactic nuclei (AGN) selected in the hard X-ray band (17–60 keV) with minimal effects from absorption. Determination of the fraction of obscured AGN in the local Universe.

Methods. We observed 7 INTEGRAL sources with the Chandra X-ray Observatory to refine their localization to ~ 2 arcsec and to study their X-ray spectra.

Results. Two sources are inferred to have a Galactic origin: IGR J08390–4833 is most likely a magnetic cataclysmic variable with a white dwarf spin period $\sim 1,450$ s and IGR J21343+4738 is a high-mass X-ray binary. Four sources (IGR J02466–4222, IGR J14493–5534, IGR J14561–3738 and IGR J23523+5844) prove to be nearby AGN with significant X-ray absorption along the line of sight. Furthermore, IGR J02466–4222 and IGR J14561–3738 are likely Compton thick AGN with absorption column densities $N_{\text{H}} \gtrsim 10^{24} \text{ cm}^{-2}$, and the former further appears to be one of the nearest X-ray bright, optically normal galaxies. The remaining source IGR J09522–6231 is likely an obscured AGN as well, although further follow-up observations are needed to clarify its nature.

Conclusions. With the newly identified sources, the number of heavily obscured ($N_{\text{H}} \gtrsim 10^{24} \text{ cm}^{-2}$) AGN detected by INTEGRAL has increased to ~ 10 . Therefore, such objects constitute 10–15% of hard X-ray bright, non-blazar AGN in the local Universe. The small ratio ($\ll 1\%$) of soft (0.5–8.0 keV) to hard (17–60 keV) band fluxes (Chandra to INTEGRAL) and the non-detection of optical narrow-line emission in some of the Compton thick AGN in our sample suggests that the central massive black hole may be surrounded by a geometrically thick dusty torus with a narrow ionization cone.

Key words. Surveys – Galaxies: Seyfert – novae, cataclysmic variables – X-rays: binaries

1. Introduction

Our analysis of the all-sky hard X-ray survey composed of four years of observations with the IBIS/ISGRI instrument (Ubertini et al. 2003) aboard the INTEGRAL observatory (Winkler et al. 2003) has provided a large (> 130) sample of (mostly) nearby ($z \lesssim 0.1$) active galactic nuclei (AGN) detected in the 17–60 keV energy band (Krivonos et al. 2007). These AGN populate the whole range of X-ray absorption column densities, from unobscured ($N_{\text{H}} < 10^{22} \text{ cm}^{-2}$) to Compton thick ($N_{\text{H}} \gtrsim 10^{24} \text{ cm}^{-2}$) sources (Sazonov et al. 2007). Thus, the INTEGRAL survey together with that being conducted by Swift (Ajello et al. 2008; Tueller et al. 2008) for the first time offer a possibility to study statistical properties of the local AGN population in a nearly unbiased manner (except for very Compton thick sources, $N_{\text{H}} \gtrsim 10^{25} \text{ cm}^{-2}$), thanks to the detection of sources at energies above the photoabsorption cutoff in their spectra (~ 10 keV).

Almost all sources in the INTEGRAL catalog located in the extragalactic sky ($|b| > 5^\circ$) have already been identified (Krivonos et al. 2007; Bird et al. 2007), which has al-

lowed us to measure the hard X-ray (17–60 keV) luminosity function and distribution of absorption column densities for nearby AGN (Sazonov et al. 2007) as well as to construct the cumulative spectral energy distribution of local AGN in the 3–300 keV energy range and, by comparing it with the spectrum of the cosmic X-ray background, to put non-trivial constraints on AGN evolution over cosmic time (Sazonov et al. 2008).

Nonetheless, several tens of INTEGRAL sources remain unidentified, most of them located near the Galactic Plane ($|b| < 5^\circ$) and in the Galactic Center region, where searches for X-ray and optical counterparts within the INTEGRAL (a few-arcmin) localization regions are complicated in comparison with the extragalactic sky. Based on the INTEGRAL AGN counts at $|b| > 5^\circ$ (Krivonos et al. 2007), we may expect that a significant fraction of the as yet unidentified sources at low Galactic latitudes should be AGN, including heavily obscured ones ($N_{\text{H}} \gtrsim 10^{24} \text{ cm}^{-2}$). There is a lot of interest in searching for such objects, as their census is not yet complete even in the local volume of the Universe, let alone at redshift $z \gtrsim 0.1$, and we still do not fully understand their nature. We previously used the Chandra X-ray Observatory with its excellent angular resolution and sensitivity to refine the posi-

tions of 8 INTEGRAL sources to a few arcseconds and to measure their X-ray spectra. This allowed us to identify 5 of them as nearby AGN with absorption column densities up to $\sim 10^{24} \text{ cm}^{-2}$ (Sazonov et al. 2005). Here we present Chandra observations of another 7 INTEGRAL sources and demonstrate that most of these also are obscured AGN.

A cosmology with $\Omega_m = 0.3$, $\Omega_\Lambda = 0.7$, and $H_0 = 75 \text{ km s}^{-1} \text{ Mpc}^{-1}$ is adopted throughout the paper. All quoted uncertainties are 1σ unless noted otherwise.

2. Observations and data analysis

For the present study we compiled a sample of 7 new hard X-ray sources detected with statistical significance higher than 5σ on the summed INTEGRAL sky map, of which 6 are included in the catalog of Krivonos et al. (2007) and one (IGR J08390–4833) was discovered after the publication of the catalog. These sources are located significantly far away from both the Galactic Plane ($> 2^\circ$) and Galactic Center ($> 30^\circ$), and were not detected in soft X-rays during the ROSAT All-Sky Survey (Voges et al. 1999). The IBIS/ISGRI localization regions are $\sim 3'$ in radius (90% confidence). This INTEGRAL sample was observed by Chandra/ACIS-I in December 2006–January 2007, with an exposure of ~ 3.5 ks per source.

Due to the anticipated brightness of the INTEGRAL sources (typical fluxes of these sources in the 17–60 keV energy band are $\sim 10^{-11} \text{ erg s}^{-1} \text{ cm}^{-2}$, which for unabsorbed spectra would correspond to $\sim 1 \text{ cnt s}^{-1}$ in the ACIS detectors), we undertook special efforts to avoid photon pileup in the ACIS CCDs. Specifically, the sources were intentionally observed with a $\sim 10'$ offset with respect to the optical axis of the X-ray telescope, which resulted in a distribution of X-ray counts from the target source over a wide area ($\sim 10''$ in radius) and prevented pileup problems. Due to this observational scheme, the accuracy of determination of source positions has decreased to 2–2.5".

The data were reduced following a standard procedure fully described in Vikhlinin et al. (2005). The detector background was modeled using the stowed dataset (<http://cxc.harvard.edu/contrib/maxim/stowed>). Point sources were detected using the wavelet decomposition package *wvdecomp* of ZHTOOLS (Vikhlinin et al. 1998)¹. The spectral modelling was done with XSPEC (Arnaud 1996).

3. Results

The Chandra positions of the X-ray counterparts and resulting identifications of the INTEGRAL sources are summarized in Table 1. In Fig. 1 and Fig. 2 we present the broad-band (0.5–60 keV) X-ray spectra obtained by Chandra and INTEGRAL for those sources that we conclude or suspect to be AGN and Galactic objects, respectively. By analyzing these spectra we have estimated or constrained such characteristics of the sources as spectral slopes, line-of-sight absorption column densities, fluxes and luminosities. This information is collected in Table 2 and Table 3 for the extragalactic and Galactic objects (or candidates), respectively. Below we describe our results on a source-by-source basis.

3.1. IGR J02466–4222 – a Compton thick AGN/X-ray bright, optically normal galaxy?

In the Chandra field, there is a single, faint (~ 20 counts, which corresponds to a flux $\sim 7 \times 10^{-14} \text{ erg s}^{-1} \text{ cm}^{-2}$ in the 0.5–8 keV band, assuming a Crab-like spectrum) point source inside the IBIS/ISGRI localization region of IGR J02466–4222. The position of the source coincides with the center of galaxy MCG -07-06-018, located at redshift $z = 0.0696$ (as given in the NASA/IPAC Extragalactic Database, NED²). According to the HyperLeda database³, this is a giant ($M_B = -22.64$), early-type (E-S0) galaxy. Furthermore, it is the brightest galaxy of cluster AS 0296 (Gonzalez et al. 2005).

Assuming that the nucleus of MCG -07-06-018 is the optical counterpart of IGR J02466–4222, we can estimate its luminosity in the 17–60 keV energy band from the flux measured by IBIS/ISGRI (see Table 2): $L_{\text{hx}} \sim 3 \times 10^{44} \text{ erg s}^{-1}$. For comparison, the X-ray luminosity of the Chandra source is only $L_x \sim 8 \times 10^{41} \text{ erg s}^{-1}$ (0.5–8 keV). This suggests that IGR J02466–4222 may be a heavily obscured, intrinsically luminous AGN.

It is impossible to perform a detailed analysis of the X-ray spectrum based on the ~ 20 photons detected by Chandra from the source. However, by comparing the flux measured by INTEGRAL in the 17–60 keV band with the Chandra counts at energies below 10 keV (see Fig. 1) we can infer that the material obscuring direct X-ray emission from IGR J02466–4222 must have column density $N_H > 10^{24} \text{ cm}^{-2}$, unless the source has faded by more than a factor of ~ 5 between the INTEGRAL observations in June 2006 and the Chandra observation in January 2007.

As regards the weak X-ray emission detected by Chandra, it is spatially unresolved, which implies that it originates within ~ 15 kpc of the MCG -07-06-018 nucleus. Also, it clearly represents a separate, relatively soft spectral component unaffected by absorption (see Fig. 1). By analogy with well-studied Compton thick AGN such as NGC 1068, NGC 4945 and others (see e.g. Matt et al. 2000 and references therein), and taking into account that MCG -07-06-018 is a giant galaxy at the center of a cluster of galaxies, the Chandra X-ray source may be a combination of reflected and/or scattered emission from the active nucleus, superposition of point X-ray sources in the galaxy, and emission from hot gas peaked on the central cluster galaxy. Significantly longer X-ray observations could clarify this issue.

Therefore, IGR J02466–4222 is most likely a Compton thick AGN. To further investigate its nature, we analyzed the optical spectrum of galaxy MCG -07-06-018 (=6dF J0246370–422201) obtained during the 6dF survey⁴. Surprisingly, it looks like a typical spectrum of an early-type galaxy with no emission lines that would indicate the presence of an active nucleus. We can put a 3σ upper limit on the luminosity of an [OIII] $\lambda 5007$ emission line: $< 6 \times 10^{41} \text{ erg s}^{-1}$. Thus, the ratio of the hard X-ray (17–60 keV) to the [OIII] $\lambda 5007$ luminosities for IGR J02466–4222 is at least 500 and is thus larger than in at least $\sim 90\%$ of nearby Seyfert galax-

² <http://nedwww.ipac.caltech.edu/>

³ <http://leda.univ-lyon1.fr/>

⁴ <http://www.aao.gov.au/local/www/6df/>

¹ <http://hea-www.harvard.edu/saord/zhtools/>

Table 1. Identification of INTEGRAL sources

INTEGRAL		Chandra position		Identification	Type	Redshift
Name	α, δ (2000)	α, δ (2000)				
IGR J02466–4222	41.644 –42.360	02 46 36.9 –42 21 57.6	MCG -07-06-018	AGN	0.0696	
IGR J08390–4833	129.728 –48.556	08 38 48.9 –48 31 25.3	USNO-B1.0 0414-0125587	magnetic CV?		
IGR J09522–6231	148.025 –62.523	09 52 20.5 –62 32 36.0		AGN?		
IGR J14493–5534	222.311 –55.589	14 49 12.9 –55 36 20.8	2MASX J14491283–5536194	AGN		
IGR J14561–3738	224.055 –37.632	14 56 08.2 –37 38 52.9	ESO 386-G034	AGN	0.0246	
IGR J21343+4738	323.625 +47.614	21 34 20.4 +47 38 00.4	USNO-B1.0 1376-0511904	HMXB		
IGR J23523+5844	358.079 +58.745	23 52 22.0 +58 45 32.7	USNO-B1.0 1487-0398304	AGN	0.163	

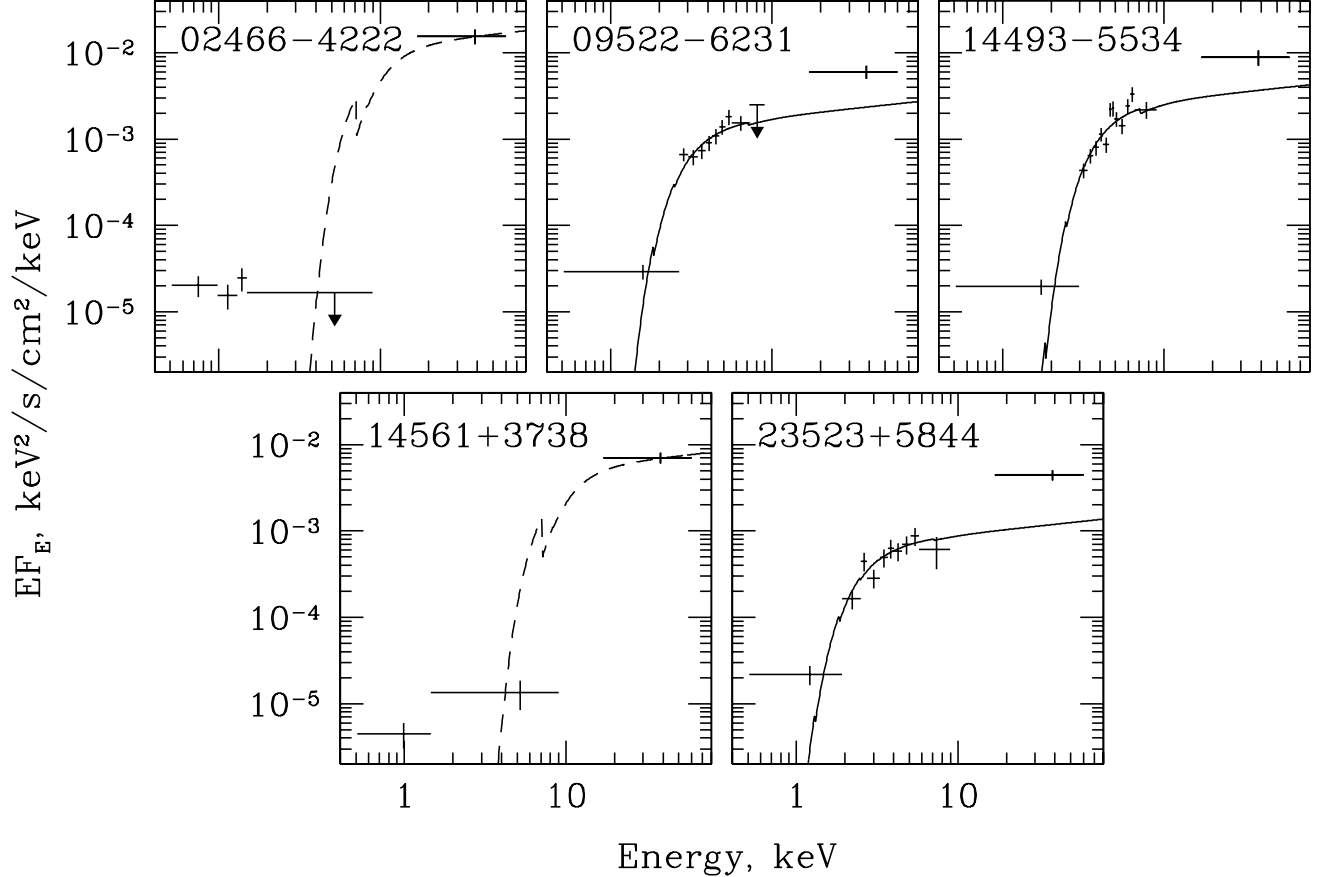


Fig. 1. X-ray spectra of the firmly established and likely AGN obtained by Chandra (data points at 0.5–9 keV) and INTEGRAL (the data point at 17–60 keV). The names of the IGR sources are given in the left upper corner of the panels. The solid lines represent the best-fit models of the Chandra data by an absorbed power-law spectrum with photon index $\Gamma = 1.8$ and absorption column densities as quoted in Table 2. For IGR J02466–4222 and IGR J14561+3738, the dashed line represents the power-law ($\Gamma = 1.8$) spectrum absorbed by neutral material with column density $N_{\text{H}} = 10^{24} \text{ cm}^{-2}$ that matches the INTEGRAL hard X-ray flux.

ies (Heckman et al. 2005), including those discovered by INTEGRAL (Bikmaev et al. 2006; Burenin et al. 2008).

These properties suggest that IGR J02466–4222 may be one the nearest examples of an X-ray bright, optically normal galaxy (e.g. Comastri et al. 2002), similar to another INTEGRAL source, IGR J13091+1137. The latter is associated with the optically normal galaxy NGC 4992 at $z = 0.025$ (Masetti et al. 2006a) and is also a nearly Compton thick AGN ($N_{\text{H}} \sim 10^{24} \text{ cm}^{-2}$, Sazonov et al. 2005).

3.2. IGR J08390–4833

We can readily associate the INTEGRAL source with a bright X-ray source detected by Chandra inside the IBIS/ISGRI localization region. The spectrum measured in the 0.5–9 keV energy band (see Fig. 2) can be well fit ($\chi^2 = 558.3$ for 579 d.o.f.) by a power law with photon index $\Gamma = 0.38 \pm 0.07$. A model of a power-law spectrum absorbed by neutral gas (with column density N_{H}) provides a somewhat better fit, with $\Gamma = 0.54 \pm 0.13$ and $N_{\text{H}} = (1.2 \pm 0.9) \times 10^{21} \text{ cm}^{-2}$. We can put a 3σ upper limit on the N_{H} value of $4 \times 10^{21} \text{ cm}^{-2}$, which is less than

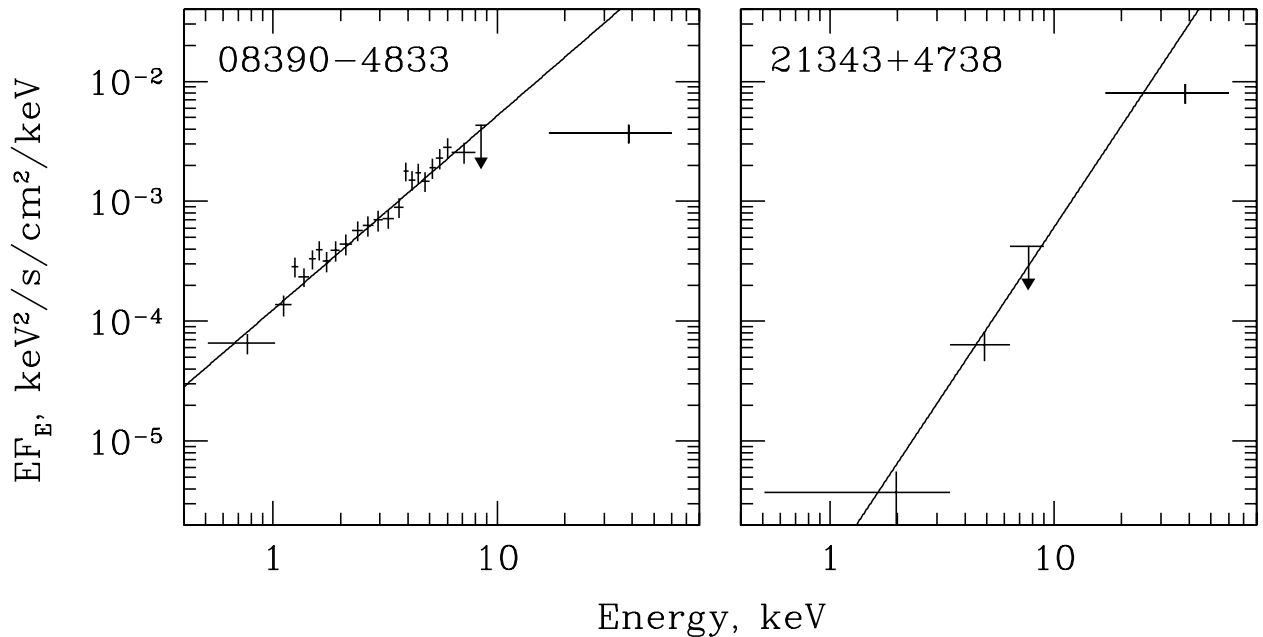


Fig. 2. X-ray spectra of the Galactic sources obtained by Chandra (data points at 0.5–9 keV) and INTEGRAL (the data point at 17–60 keV). The names of the IGR sources are given in the left upper corner of the panels. The solid lines represent the best-fit models of the Chandra data by a power-law spectrum, with the photon index values given in Table 3.

the absorption column density through the whole Galaxy in the direction of the source: $N_{\text{H,Gal}} \sim 7 \times 10^{21}$ and $\sim 5 \times 10^{21} \text{ cm}^{-2}$ according to Dickey & Lockman (1990) and Kalberia et al. (2005), respectively. This hints at a Galactic origin of IGR J08390–4833.

A comparison of the Chandra spectrum with the hard X-ray flux measured by INTEGRAL (see Fig. 2) indicates that the spectrum must steepen between ~ 8 keV and ~ 20 –60 keV, unless the source experienced a strong outburst during the Chandra observation.

The X-ray light curve of IGR J08390–4833 recorded by Chandra, binned into 28 intervals of 128 s duration, indicates that the source may be pulsating (Fig. 3). The count rate history can be fit fairly well ($\chi^2 = 34.5$ for 24 d.o.f.) by a model consisting of a constant and a sine wave with period $P = 1450 \pm 40$ s. The pulse fraction $(C_{\text{max}} - C_{\text{min}})/(C_{\text{max}} + C_{\text{min}}) \approx 50\%$, where C_{max} and C_{min} are the maximum and minimum intensities, respectively.

Optical and near-infrared sky catalogs contain a star, USNO-B1.0 0414-0125587, whose position is consistent with that of the Chandra source. According to the USNO-B1 and 2MASS catalogs, this likely optical counterpart of IGR J08390–4833 is characterized by the following apparent magnitudes: $B = 17.65$, $R = 16.05$, $I = 16.83$, $J = 15.68$, $H = 15.29$, $K = 14.52$.

The very hard ($\Gamma \sim 0.5$) X-ray spectrum at energies below ~ 10 keV with a high-energy cutoff at ~ 20 keV and the large smooth oscillations of the X-ray emission strongly suggest that IGR J08390–4833 is either a high-mass X-ray binary (HMXB)/X-ray pulsar or a magnetic cataclysmic variable (CV), with the compact object (a neutron star or a white dwarf, respectively) rotating with a period $\sim 1,450$ s. We therefore now discuss these two possibilities.

In the HXMB scenario, given the weakness of the optical counterpart ($R \sim 16$) and taking into account that the interstellar extinction toward the source is at most $A_V \approx 2.6$ (Schlegel et al. 1998), IGR J08390–4833 must be located at least ~ 10 kpc from us if this is a $B[e]$ /neutron-star binary and much further away if it is a supergiant X-ray binary (see Negueruela 2004 for a review of the different populations of HMXBs). In this case, the absence of significant absorption in the X-ray spectrum of IGR J08390–4833 would be only marginally consistent with the substantial HI column density through the Galaxy in that direction. Furthermore, at $(l, b) = 266.6^\circ, -4.3^\circ$ the object would be located > 800 pc above the Galactic Plane, i.e. extraordinarily high for a Galactic HMXB (Grimm et al. 2002). We thus find this scenario unlikely.

All the available data seem to be more consistent with IGR J08390–4833 being a magnetic CV. First, the suggested period $\sim 1,450$ s is typical of the spin periods of intermediate polars, a subclass of magnetic CVs in which the white dwarf rotates rapidly compared to the orbital motion (e.g. Patterson 1994). Secondly, the broad-band X-ray spectrum of IGR J08390–4833 measured by Chandra and INTEGRAL is similar to those of well-studied magnetic CVs, which are interpreted in terms of multitemperature optically-thin thermal emission with $kT \lesssim 30$ keV produced in an accretion column at the surface of the white dwarf, partially absorbed in the surrounding accretion flow (e.g. Suleimanov et al. 2005). Although we do not detect any iron K_α emission lines at 6.4–7.0 keV energies in the Chandra spectrum of IGR J08390–4833, such as usually observed in the spectra of magnetic CVs, our upper limit on the equivalent width of such a line (obtained by fixing the line energy and FWHM at 6.7 keV and 600 eV, respectively), $W_{\text{eq}} < 300$ eV (2σ), is consistent with some of

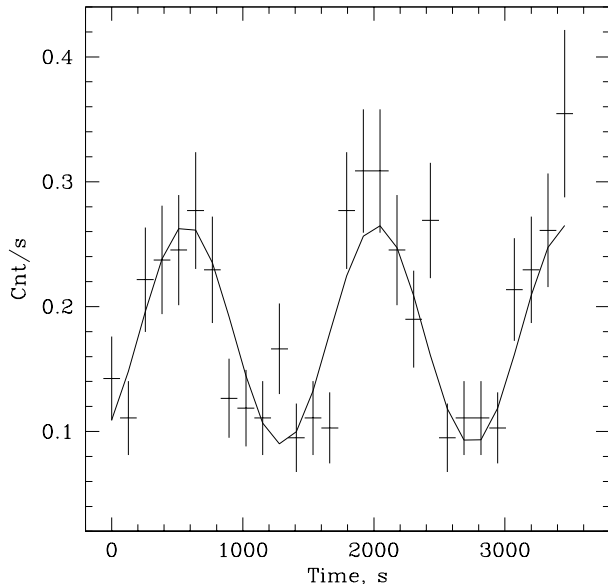


Fig. 3. Count rate history of IGR J08390–4833 recorded by Chandra, binned into 28 intervals of 128 s duration. The solid line is the best fitting model by a sine wave with a period of 1,450 s plus a constant.

the W_{eq} values measured for polars and intermediate polars (Ezuka & Ishida 1999).

Furthermore, the near-infrared-to-optical spectral energy distribution of IGR J08390–4833 constructed from the *BRIJHK* photometric data quoted above proves to be similar to the (similarly constructed from the USNO-B1 and 2MASS catalogs) spectra of several magnetic CVs discovered (or co-discovered) by INTEGRAL, including XSS J12270–4859, IGR J14536–5522, IGR J15094–6649, IGR J16167–4957 and IGR J17195–4100, which are all $R \sim 14$ –16 objects, located at distances ~ 110 –220 pc (Masetti et al. 2006b) and, like IGR J08390–4833, are relatively weak (\sim mCrab) hard X-ray sources.

We therefore conclude that IGR J08390–4833 is most likely an intermediate polar with a spin period $\sim 1,450$ s, at a distance ~ 200 pc. Optical spectroscopic observations could verify this hypothesis by revealing Balmer emission lines associated with an accretion disk around a white dwarf.

3.3. IGR J09522–6231

The INTEGRAL source is clearly associated with a bright X-ray source detected by Chandra inside the IBIS/ISGRI localization region. Its X-ray spectrum (see Fig. 1) can be well fit ($\chi^2 = 434.7$ for 579 d.o.f.) by an absorbed power-law model with column density $N_{\text{H}} \sim 6 \times 10^{22} \text{ cm}^{-2}$ (for the power-law photon index fixed at $\Gamma = 1.8$), which is much higher than the Galactic absorption column density in the direction of the source (see Table 2). An extrapolation of this spectral model to higher energies underpredicts the hard X-ray (17–60 keV) flux measured by IBIS/ISGRI

by a factor of 2–3. This difference may result from the tendency of INTEGRAL (as of any other mission conducting a sensitivity limited survey) to detect weak sources when they are bright compared to their long-term average flux level and/or indicate that the intrinsic X-ray continuum is harder than the assumed $\Gamma = 1.8$ power law, e.g. a Compton reflection component might be present. We note that the same explanation may also be applicable with respect to the spectra of two other sources, IGR J14493–5534 and IGR J23523+5844, considered below.

In the DSS⁵ and 2MASS⁶ images, there is an object with the centroid at RA, Dec = 09:52:20.42, –62:32:35.4 (J2000), which is consistent with the Chandra position. With $R \sim 20$, the object is barely detected on the DSS II red plate. Its near-infrared magnitudes, estimated from the 2MASS images, are $J = 16.7$, $H = 15.4$, $K = 14.8$. From the DSS and 2MASS images one can conclude that the object is probably extended, with the K -band image suggesting the presence of a stellar-like core. However, the insufficient angular resolution of DSS and 2MASS and the high stellar density in the considered field preclude us from drawing a firm conclusion with respect to the extension of the source.

Since IGR J09522–6231 is located significantly far from both the Galactic Plane and the Galactic Center region ($l = 283.8^\circ$, $b = -6.5^\circ$) and taking into account its absorbed X-ray spectrum and the possible extension of its likely near-infrared/optical counterpart, it may be a moderately obscured AGN at redshift $z \gtrsim 0.1$. Relatively deep optical observations are needed to check this hypothesis.

3.4. IGR J14493–5534 – an obscured AGN

There is a bright Chandra source inside the IBIS/ISGRI error box, which is evidently the X-ray counterpart of the INTEGRAL source. This Chandra source positionally coincides with the center of the galaxy 2MASX J14491283–5536194, whose redshift is unknown. The X-ray spectrum measured by Chandra (Fig. 1) can be well fit ($\chi^2 = 435.9$ for 579 d.o.f.) by an absorbed power-law model with column density $N_{\text{H}} \sim 1.2 \times 10^{23} \text{ cm}^{-2}$, which is much higher than the Galactic absorption column density in the direction of the source (see Table 2). We conclude that IGR J14493–5534 is an obscured AGN. We note that IGR J14493–5534 has also been recently observed by the Swift/XRT telescope and the X-ray spectrum (Malizia et al. 2007) is in good agreement with that measured by Chandra.

Spectroscopic optical observations are needed to refine the classification and determine the redshift of IGR J14493–5534=2MASX J14491283–5536194. This should not be a difficult task despite the relatively large Galactic extinction in its direction ($l = 319.1^\circ$, $b = 3.5^\circ$), $A_V \approx 2.5$ (Schlegel et al. 1998), since the galaxy is relatively bright in the near-infrared band ($K = 10.7$, 2MASS).

3.5. IGR J14561–3738 – a Compton thick AGN

This source was first detected and localized to within ~ 1 deg during the RXTE 3–20 keV Slew Survey (Revnivtsev et al. 2004) and received the name

⁵ <http://archive.eso.org/dss/dss>

⁶ <http://www.ipac.caltech.edu/2mass/>

Table 2. X-ray fluxes, luminosities and absorption column densities of the firmly established and likely AGN^a

Source	F (17–60 keV) 10^{-12} erg/s/cm ²	L (17–60 keV) erg/s	F (0.5–8 keV) 10^{-12} erg/s/cm ²	L (0.5–8 keV) erg/s	N_{H} 10^{22} cm ⁻²	$N_{\text{H,Gal}}^{\text{b}}$
IGR J02466–4222	31 ± 6	$(3.2 \pm 0.6) \times 10^{44}$	~ 0.07	$\sim 8 \times 10^{41}$	> 100	0.03
IGR J09522–6231	12 ± 2		2.1 ± 0.2		6.3 ± 0.6	0.27
IGR J14493–5534	16 ± 2		2.3 ± 0.2		12.3 ± 1.1	0.50
IGR J14561–3738	14 ± 3	$(1.7 \pm 0.3) \times 10^{43}$	~ 0.02	$\sim 2 \times 10^{40}$	> 100	0.06
IGR J23523+5844	8.9 ± 1.4	$(5.8 \pm 0.9) \times 10^{44}$	1.2 ± 0.1	$(8.4 \pm 0.6) \times 10^{43}$	3.7 ± 0.5	0.58

^a The 17–60 keV fluxes are adopted from the INTEGRAL catalog (Krivonos et al. 2007). The absorption column densities N_{H} and 0.5–8 keV fluxes were determined by fitting the Chandra spectra in the 0.5–9 keV energy band by an absorbed power-law model with $\Gamma = 1.8$, except for IGR J02466–4222 and IGR J14561–3738, for which only crude estimates of the X-ray fluxes and lower limits on the N_{H} values are provided (see main text for further explanations).

^b Galactic absorption column from Dickey & Lockman (1990).

Table 3. X-ray fluxes and spectral parameters of the Galactic sources^a

Source	F (17–60 keV) 10^{-12} erg/s/cm ²	F (0.5–8 keV) 10^{-12} erg/s/cm ²	Γ	N_{H} 10^{22} cm ⁻²	$N_{\text{H,Gal}}^{\text{b}}$
IGR J08390–4833	7.6 ± 1.4	3.5 ± 0.3	0.38 ± 0.07	< 0.4 (3σ)	0.71
IGR J21343+4738	16 ± 3	~ 0.2	-0.8 ± 0.5		0.32

^a The 17–60 keV flux is adopted from the INTEGRAL catalog (Krivonos et al. 2007) for IGR J21343+4738 and determined from INTEGRAL data for IGR J08390–4833. The quoted values of the power-law index Γ and of the 0.5–8 keV flux were obtained by fitting the Chandra spectra in the 0.5–9 keV energy band by a power-law model. The upper limit on the N_{H} value for IGR J08390–4833 was determined by fitting the Chandra data by an absorbed power-law model.

^b Galactic absorption column from Dickey & Lockman (1990).

XSS J14562–3735. In the $\sim 3'$ IBIS/ISGRI localization region there is a conspicuous object – the spiral (SBa) galaxy ESO 386-G034 at redshift $z = 0.0246$ (NED). Masetti et al. (2007) recently obtained its optical spectrum and found a number of emission lines indicating that this is a Seyfert 2 galaxy.

With Chandra we found a single X-ray source inside the IBIS/ISGRI error box of IGR J14561–3738, which is located at the center of ESO 386-G034. This confirms that this Seyfert 2 galaxy is indeed associated with the INTEGRAL source.

The Chandra source is very weak (~ 12 counts, which corresponds to a flux of $\sim 2 \times 10^{-14}$ erg s⁻¹ cm⁻² in the 0.5–8 keV band, assuming a Crab-like spectrum). Combining the Chandra counts with the flux measured by IBIS/ISGRI in the 17–60 keV band (Fig. 1), we infer that direct X-rays from the active nucleus in IGR J14561–3738 are obscured by material with a column density of at least 10^{24} cm⁻².

We therefore conclude that IGR J14561–3738 is likely a Compton thick AGN.

3.6. IGR J21343+4738 – a high-mass X-ray binary

In the IBIS/ISGRI localization region, there is a fairly weak (~ 24 counts) Chandra source, whose position is consistent with that of a $R \sim 14$ star, USNO-B1.0 1376-0511904. This likely counterpart of IGR J21343+4738 has been observed by the Russian-Turkish 1.5-m Telescope (RTT-150) and identified as a B3 star, suggesting that the system is a high-mass X-ray binary (HMXB, Bikmaev et al. 2008).

As should be expected for a HMXB, the X-ray spectrum of IGR J21343+4738 measured by Chandra is very hard (Fig. 2). For example, it can be well fit ($\chi^2 = 558.1$ for 579 d.o.f.) by a power-law model with $\Gamma = -0.8 \pm 0.5$, although the statistics is insufficient for detailed spectral

analysis. We note that the source was clearly detected by INTEGRAL in several observations carried from 2002–2004 but not in later observations, suggesting its strong variability. For this reason, the average INTEGRAL 17–60 keV flux value presented in Fig. 2 should not be directly compared with the Chandra spectrum.

We refer the reader to the paper by Bikmaev et al. (2008) for a further discussion of the identification and nature of IGR J21343+4738.

3.7. IGR J23523+5844 – an obscured AGN

The INTEGRAL source is clearly associated with a bright X-ray source detected by Chandra inside the IBIS/ISGRI error box. The position of this likely X-ray counterpart is consistent with that of a faint point-like optical object. It has been observed by the RTT-150 telescope and identified as a Seyfert (most likely Seyfert 2) galaxy at redshift $z = 0.163$ (Bikmaev et al. 2008).

The X-ray spectrum measured by Chandra (Fig. 1) can be well fit ($\chi^2 = 398.4$ for 579 d.o.f.) by an absorbed power-law model with column density $N_{\text{H}} \sim 4 \times 10^{22}$ cm⁻², which is much higher than the Galactic absorption column density in the direction of the source (see Table 2). We therefore conclude that IGR J23523+5844 is a moderately obscured, luminous Seyfert galaxy. We note that IGR J23523+5844 has also been recently observed by the Swift/XRT telescope and the inferred absorption column density (Rodríguez et al. 2007) is in good agreement with that measured by Chandra.

4. Discussion and conclusions

In line with our expectations, most of the seven INTEGRAL hard X-ray sources chosen for short follow-

up observations with Chandra proved to be obscured AGN. These include IGR J02466–4222, IGR J14493–5534, IGR J14561–3738, IGR J23523+5844 and possibly IGR J09522–6231. The former four sources are each associated with a nearby galaxy (although the redshift has not yet been measured for IGR J14493–5534), with IGR J14561–3738 and IGR J23523+5844 optically classified as a Seyfert 2 and Seyfert (most likely Seyfert 2) galaxy, respectively. Based on the 6dF optical spectrum, IGR J02466–4222 appears to be an X-ray bright, optically normal galaxy. At redshift $z = 0.0696$, it is thus one of the nearest known objects of this enigmatic class.

These newly discovered AGN demonstrate two key features of the INTEGRAL survey: finding AGN in the poorly studied Galactic zone of avoidance (i.e. at $|b| \lesssim 5^\circ$) and finding heavily obscured AGN. The inferred line-of-sight X-ray absorption column densities range from several 10^{22} cm^{-2} for IGR J09522–6231 and IGR J23523+5844 through $\sim 10^{23} \text{ cm}^{-2}$ for IGR J14493–5534 to $> 10^{24} \text{ cm}^{-2}$ for IGR J02466–4222 and IGR J14561–3738. Therefore, the latter two objects are most likely Compton thick AGN. These newly identified sources increase the sample of heavily obscured ($N_{\text{H}} \gtrsim 10^{24} \text{ cm}^{-2}$) AGN detected by INTEGRAL to about 10 objects (see Sazonov et al. 2007), with only half of them having been known before the survey.

With these and previous discoveries by INTEGRAL and Swift, the census of nearby heavily obscured AGN with hard X-ray fluxes higher than 1–2 mCrab may be considered nearly complete for most of the sky, except for the Galactic Plane and Galactic Center regions, where additional follow-up observations are needed.

Therefore, there is now a well-defined, hard X-ray selected sample of nearby heavily obscured ($N_{\text{H}} \gtrsim 10^{24} \text{ cm}^{-2}$) AGN, which, although still small, allows us to place a firm lower limit on the relative fraction of such AGN in the local Universe: $\sim 10\text{--}15\%$. The true fraction may be higher than this estimate due to bias against finding very Compton thick AGN ($N_{\text{H}} \gtrsim 10^{25} \text{ cm}^{-2}$) even at hard X-ray energies. The list of known nearby heavily obscured AGN will continue growing in the coming years as the INTEGRAL and Swift surveys deepen their sky coverage.

The very low X-ray (0.5–8 keV) to hard X-ray (17–60 keV) flux ratios determined from Chandra and INTEGRAL observations for the Compton thick AGN IGR J02466–4222 and IGR J14561–3738 indicate that in both cases much less than 1% of the emission from the nucleus is scattered by the ambient medium. It is possible that in such objects, which were practically unknown before the INTEGRAL/Swift era, we are dealing with AGN buried in a very geometrically thick torus that obscures most of the sky observed from the central massive black hole (Ueda et al. 2007). This could also explain the weakness (or absence) of optical narrow-line emission in IGR J02466–4222, as there would be little radiation escaping from the nucleus to ionize surrounding interstellar medium.

Acknowledgments This research made use of the High Energy Astrophysics Science Archive Research Center Online Service (provided by the NASA/Goddard Space Flight Center), of the NASA/IPAC Extragalactic Database (operated by the Jet Propulsion Laboratory, California Institute of Technology), of the VizieR catalogue access tool (CDS, Strasbourg), of the HyperLeda catalog (oper-

ated at the Observatoire de Lyon) and of data products of the Two Micron All Sky Survey (joint project of the University of Massachusetts and the IPAC, funded by the NASA and NSF). The research was partially supported by DFG-Schwerpunktprogramme SPP 1177.

References

- Ajello, M., Rau, A., Greiner, L., et al., 2008, *ApJ*, 673, 96
- Arnaud, K.A., 1996, *Astronomical Data Analysis Software and Systems V*, eds. Jacoby, G. & Barnes, J., ASP Conf. Series, 101, 17
- Bikmaev, I.F., Sunyaev, R.A., Revnivtsev, M.G., & Burenin, R.A., 2006, *Astron. Lett.*, 32, 221
- Bikmaev, I., et al., 2008, in preparation
- Burenin, R.A. et al., 2008, *Astron. Lett.* (in press)
- Bird, A.J., Malizia, A., Bazzano, A., et al., 2007, *ApJS*, 170, 175
- Comastri, A., Mignoli, M., Ciliegi, P., et al., 2002, *ApJ*, 571, 771
- Dickey, J.M., & Lockman, F.J., 1990, *ARA&A*, 28, 215
- Ezuka, H., & Ishida, M., 1999, *ApJS*, 120, 277
- Gonzalez, A.H., Zabludoff, A.I., & Zaritsky, D., 2005, *ApJ*, 618, 195
- Grimm, H.-J., Gilfanov, M., & Sunyaev, R., 2002, *A&A*, 391, 923
- Heckman, T.M., Ptak, A., Hornschemeier, A., & Kauffmann, G., 2005, *ApJ*, 634, 161
- Kalberla, P.M.W., Burton, W.B., Hartmann, & et al., 2005, *A&A*, 440, 775
- Krivonos, R., Revnivtsev, M., Lutovinov, A., Sazonov, S., Churazov, E., & Sunyaev, R., 2007, *A&A*, 475, 775
- Malizia, A., Landi, R., Bassani, L., et al., 2007, *ApJ*, 668, 81
- Matt, G., Fabian, A.C., Guainazzi, M., Iwasawa, K., Bassani, L., & Malaguti, G., 2000, *MNRAS*, 318, 173
- Masetti, N., Bassani, L., Bazzano, A., Bird, A.J., Dean, A.J., 2006a, *A&A*, 455, 11
- Masetti, N., Morelli, L., Palazzi, E., et al., 2006b, *A&A*, 459, 21
- Masetti, N., Morelli, L., Cellone, S.A., et al., 2007, *Atel* 1033
- Neguieruela, I., 2004, *Proc. of JENAM-2004* [arXiv:astro-ph/0411759]
- Patterson, J., 1994, *PASP*, 106, 209
- Revnivtsev, M., Sazonov, S., Jahoda, K., & Gilfanov, M., 2004, *A&A*, 418, 927
- Rodriguez, J., Tomsick, J.A., & Chaty, S., 2007, submitted to *A&A* [arXiv:0712.1005]
- Sazonov, S., Churazov, E., Revnivtsev, M., Vikhlinin, A., & Sunyaev, R., 2005, *A&A*, 444, L37
- Sazonov, S., Revnivtsev, M., Krivonos, R., Churazov, E., & Sunyaev, R., 2007, *A&A*, 462, 57
- Sazonov, S., Krivonos, R., Revnivtsev, M., Churazov, E., & Sunyaev, R., 2008, *A&A* (submitted); arXiv0708.3215
- Schlegel, D.J., Finkbeiner, D.P., & Davis, M., 1998, *ApJ*, 500, 525
- Suleimanov, V., Revnivtsev, M., & Ritter, H., 2005, *A&A*, 435, 191
- Tueller, J., Mushotzky, R.F., Barthelmy, S., et al., 2008, *ApJ* submitted; arXiv0711.4130
- Ubertini, P., Lebrun, F., Di Cocco, G., et al., 2003, *A&A*, 411, L131
- Ueda, Y., Eguchi, S., Terashima, Y., et al., 2007, *ApJ*, 664, L79
- Vikhlinin, A., McNamara, B.R., Forman, W., Jones, C., Quintana, H., & Hornstrup, A., 1998, *ApJ*, 502, 558
- Vikhlinin, A., Markevitch, M., Murray, S.S., Jones, C., Forman, W., & Van Speybroeck, L., 2005, *ApJ*, 628, 655
- Voges, W., Aschenbach, B., Boller, Th., et al., 1999, *A&A*, 349, 389
- Winkler, C., Courvoisier, T.J.-L., Di Cocco, G., et al., 2003, *A&A*, 411, L1