

# On steady-state currents through nano-devices: a scattering-states numerical renormalization group approach to open quantum systems

Frithjof B. Anders<sup>1</sup>

<sup>1</sup>*Institut für Theoretische Physik, Universität Bremen, P.O. Box 330 440, D-28334 Bremen, Germany*

(Dated: February 3, 2008)

We propose a numerical renormalization group (NRG) approach to steady-state currents through nano-devices. A discretization of the scattering-states continuum ensures the correct boundary condition for an open quantum system. We introduce two degenerate Wilson chains for current carrying left and right-moving electrons reflecting time-reversal symmetry in the absence of a finite bias  $V$ . We employ the time-dependent NRG to evolve the known steady-state density operator for a non-interacting junction into the density operator of the fully interacting nano-device at finite bias. We calculate the temperature dependent current as function of  $V$  and applied external magnetic field using a recently developed algorithm for non-equilibrium spectral functions.

PACS numbers: 73.21.La, 73.63.Rt, 72.15.Qm

*Introduction:* The description of quantum systems out of equilibrium is one of the fundamental challenges in theoretical physics. Even a simple non-equilibrium situation, the current transport through an interacting junction at finite bias is not fully understood. The Coulomb blockade[1] and advent of the experimental realizations of the Kondo effect in such devices[2, 3] requires a many-body description at low temperatures.

While the equilibrium dynamics is well understood[4], the non-equilibrium steady-state has been mainly investigated using perturbative approaches[5, 6, 7, 8] based on Keldysh theory[9], the Toulouse point[10] and the flow equation[11]. In particular popular are Landauer-Buettiker type approaches[12] which treat the charging effect only on a mean-field level by mapping the strongly interacting quantum problem onto a model of non-interacting fictitious particles, unsuitable to describe the Coulomb-blockade physics[1]. In weak coupling and high temperature, the ac and dc-transport through molecular wires can be addressed by a quantum master equation for the reduced density matrix of the junction[13]. All those approaches have only a limited validity of their parameter regimes. Recently, Han proposed an alternative perturbative method[14] based on Hershfield's steady-state density operator[15, 16, 17]. An exact solution for a interacting spinless quantum dot has been formulated using a scattering-states Bethe-ansatz[18].

We present a numerical renormalization group approach[19] to open quantum systems based on scattering states[20]. Our approach combines (i) Wilson chains for single-particle scattering states proposed below, (ii) Hershfield's steady-state density operator[16] for a non-interacting junctions at finite bias and (iii) the time-dependent NRG (TD-NRG)[21, 22]. Our scattering-states basis will be also useful for Quantum Monte Carlo and DMRG approaches. With our non-perturbative method, steady-state currents through interacting nano-devices can be accurately obtained for arbitrary temperatures, magnetic fields and interaction strength.

Dissipative steady-state currents only occur in *open quantum system* in which the system size  $L$  has been sent to  $L \rightarrow \infty$  before  $t \rightarrow \infty$ . Transient currents can be calculated on a finite-size tight-binding chain within the TD-NRG as well as the time-dependent DMRG[23, 24]. However, such transient currents vanish for  $t \rightarrow \infty$  or even reverse their sign[23] in those approaches, a consequence of the non-interchangeable limit  $t \rightarrow \infty$  and  $L \rightarrow \infty$ [17]. We circumvent this problem by discretizing a single-particle scattering states basis. Therefore, those states remain current carrying and a faithful representation of an *open quantum system*.

*Theory:* Interacting quantum dots, molecular junctions or other nano-devices are modelled by the interacting region  $\mathcal{H}_{imp}$ , a set of non-interacting reservoirs  $\mathcal{H}_B$  and a coupling between both sub-system  $\mathcal{H}_I$ :  $\mathcal{H} = \mathcal{H}_{imp} + \mathcal{H}_{bath} + \mathcal{H}_I$ . Throughout this paper, we restrict ourselves to junction with a single spin-degenerate orbital coupled to a left (L) and a right (R) lead, and an on-site Coulomb repulsion  $U$ :

$$\begin{aligned} \mathcal{H} = & \sum_{\sigma\alpha=L,R} \int d\epsilon \epsilon c_{\epsilon,\sigma\alpha}^\dagger c_{\epsilon,\sigma\alpha}^\dagger + \sum_{\sigma=\pm 1} \left[ E_d + \frac{U}{2} - \frac{\sigma}{2} H \right] \hat{n}_\sigma^d \\ & + \frac{U}{2} \left( \sum_\sigma \hat{n}_\sigma^d - 1 \right)^2 \\ & + \sum_{\alpha\sigma} V_\alpha \int d\epsilon \sqrt{\rho(\epsilon)} \{ d_\sigma^\dagger c_{\epsilon\sigma\alpha} + c_{\epsilon\sigma\alpha}^\dagger d_\sigma \}. \end{aligned} \quad (1)$$

Here  $\hat{n}_\sigma^d = d_\sigma^\dagger d_\sigma$ . This Hamiltonian is commonly used to model a single Coulomb-blockade resonance in ultra-small quantum dots[5]. In the absence of the local Coulomb repulsion  $\mathcal{H}_U = U(\sum_\sigma \hat{n}_\sigma^d - 1)^2/2$ , the single particle problem is diagonalized[20, 25] by the new creation operators

$$\begin{aligned} \Psi_{\epsilon\sigma}^\dagger = & b_{\epsilon\sigma}^\dagger + \bar{V} \sqrt{\rho(\epsilon)} G_{0\sigma}^r(\epsilon + i\delta) \\ & \times \left[ d_\sigma^\dagger + \int d\epsilon' \frac{\bar{V} \sqrt{\rho(\epsilon')}}{\epsilon + i\delta - \epsilon'} b_{\epsilon\sigma}^\dagger \right] \end{aligned} \quad (2)$$

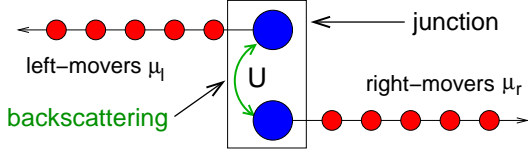


FIG. 1: The local  $d$ -orbital is expanded in left-moving and right-moving scattering states. Each contribution defines one fictitious local orbital  $d_{\sigma\alpha}$  of the junction of the scattering-states NRG. The Coulomb repulsion introduces backscattering between left and right-movers.

using  $\bar{V} = \sqrt{V_L^2 + V_R^2}$  and the Green function  $G_{0\sigma}^r(z) = [z - (E_d + U/2 - \sigma H/2) - \bar{V}^2 \int d\epsilon \rho(\epsilon)/(z - \epsilon)]^{-1}$ . Only the binding combination of lead operators  $b_{\epsilon\sigma} = (V_R c_{\epsilon\sigma R} + V_L c_{\epsilon\sigma L})/\bar{V}$  couples to the impurity; the anti-binding  $a_{\epsilon\sigma} = (V_L c_{\epsilon\sigma R} - V_R c_{\epsilon\sigma L})/\bar{V}$  decouples. In the limit of infinitely large leads, the single-particle spectrum remains unaltered, and a unitary transformation yields energy-degenerate right and left-moving scattering states [16, 20] created by

$$\gamma_{\epsilon\sigma R}^\dagger = \frac{V_R \Psi_{\epsilon\sigma}^\dagger + V_L a_{\epsilon\sigma}^\dagger}{\bar{V}}, \quad \gamma_{\epsilon\sigma L}^\dagger = \frac{V_L \Psi_{\epsilon\sigma}^\dagger - V_R a_{\epsilon\sigma}^\dagger}{\bar{V}} \quad (3)$$

which diagonalizes the Hamiltonian (1) for  $U = 0$  to

$$\mathcal{H}_0^i = \mathcal{H}(U = 0) = \sum_{\alpha=L,R;\sigma} \int d\epsilon \epsilon \gamma_{\epsilon\sigma\alpha}^\dagger \gamma_{\epsilon\sigma\alpha} \quad (4)$$

Hershfield has shown that the density operator for such a non-interacting current-carrying quantum system at finite bias is given by a Boltzmann form[16, 17]

$$\hat{\rho}_0 = \frac{e^{-\beta(\mathcal{H}_0^i - \hat{Y}_0)}}{Z_0}, \quad Z_0 = \text{Tr} \left[ e^{-\beta(\mathcal{H}_0^i - \hat{Y}_0)} \right] \quad (5)$$

$$\hat{Y}_0 = \sum_{\alpha\sigma} \mu_\alpha \int d\epsilon \gamma_{\epsilon\sigma\alpha}^\dagger \gamma_{\epsilon\sigma\alpha} \quad (6)$$

where the  $\hat{Y}_0$  operator accounts for the occupation of the left and right-moving scattering states, and  $\mu_\alpha$  for the different chemical potentials of the leads.

*Steady-state NRG:* In order to apply the NRG to such an open quantum systems, the scattering states  $\gamma_{\epsilon\sigma\alpha}$  are discretized on a logarithmic energy mesh using the usual NRG discretization parameter  $\Lambda$ [4, 19]. In contrary to the standard NRG, however, each of these single-particle states carry a finite current in the direction  $\alpha$ . The total current vanishes only at zero bias.

Defining the creation operator for a fictitious left or right-moving  $d_{\sigma\alpha}$ -orbital  $d_{\sigma\alpha}^\dagger = \bar{V} \int d\epsilon \sqrt{\rho(\epsilon)} [G_{0\sigma}^r(\epsilon + i\delta)]^* \gamma_{\epsilon\sigma\alpha}^\dagger$ , the physical  $d$ -level can be expressed as  $d_\sigma^\dagger = r_R d_{\sigma R}^\dagger + r_L d_{\sigma L}^\dagger$  by inverting Eq. (2) and using  $r_\alpha = V_\alpha/\bar{V}$ . For  $U = 0$ , the Hamiltonian is diagonal in the left and right-movers. We use the fictitious  $d_{\sigma\alpha}$ -orbitals as starting vector of the Householder transformation[19] mapping the discretized scattering states continuum onto

semi-infinite Wilson chains[4], as depicted in Fig. 1. These chains are almost identical to standard Wilson chain of a non-interacting resonant level model[26]. Note that each fictitious  $d_{\sigma\alpha}$ -orbital consists of a normalized linear combination of scattering states  $\gamma_{\epsilon\sigma R}$ : no auxiliary degrees of freedom are introduced into the problem.

We divide  $G_{0\sigma}^r(\epsilon + i\delta)$  into magnitude and phase,  $G_{0\sigma}^r(\epsilon + i\delta) = e^{i\Phi_\sigma(\epsilon)} |G_{0\sigma}^r(\epsilon + i\delta)|$ , and absorb the energy dependent phase  $\Phi_\sigma(\epsilon)$  into the scattering-states operators  $\gamma_{\epsilon\sigma\alpha}$  by a gauge transformation. Now, the Wilson chains consist only of purely real tight-binding parameters. However, the current operator expanded in scattering states  $\gamma_{\epsilon\sigma\alpha}$  becomes energy dependent. Oguri[20] pointed out that steady-state current is connected to the spectrum of the retarded non-equilibrium Green function[27] (GF)  $G^r(\omega - i\delta)$ [16, 20, 28]

$$I(V) = G_0 \sum_{\sigma} \int_{-\infty}^{\infty} d\omega [f(\omega - \mu_L) - f(\omega - \mu_R)] \times \Im m[G_{\sigma}^r(\omega - i0^+)] \quad (7)$$

in such a scattering-states formulation which remains valid for finite  $U$ [20, 28]. Here  $G_0 = (e^2/h)4\Gamma_L\Gamma_R/(\Gamma_L + \Gamma_R)^2$  and  $\Gamma_\alpha = r_\alpha^2 \pi \bar{V}^2 \rho(0)$ . Diagonalizing the proposed scattering-states Wilson chains yields a faithful representation of the steady-state density operator  $\hat{\rho}_0$  for arbitrary bias. It enters the calculation of  $G^r(\omega - i\delta)$  required in the exact current-voltage relation (7).

*Coulomb interaction:* The density operator  $\hat{n}_\sigma$  consists of two contributions: a density and a backscattering term:  $\hat{n}_\sigma = \hat{n}_\sigma^0 + \hat{O}_\sigma^{back}$ , with  $\hat{n}_\sigma^0 = \sum_{\alpha} r_\alpha^2 d_{\sigma\alpha}^\dagger d_{\sigma\alpha}$ . The backscattering term reads

$$\hat{O}_\sigma^{back} = r_L r_R \left( d_{\sigma R}^\dagger d_{\sigma L} + d_{\sigma L}^\dagger d_{\sigma R} \right) \quad (8)$$

introducing transitions between left and right-movers. While this term is essential for the physics at large  $U$  and a symmetric junction  $r_L \approx r_R$ , its contribution vanishes in the tunneling regime ( $r_L(r_R) \rightarrow 0$ ).

We will include the full Coulomb interaction into our theory in two steps. Since  $H_U^0$ , defined as  $H_U^0 = \frac{U}{2} (\sum_{\sigma} \hat{n}_\sigma^0 - 1)^2$ , commutes with  $\hat{Y}_0$ , the steady state density operator  $\hat{\rho}_0$  evolved into  $\tilde{\rho}_0 = \exp[-\beta(\mathcal{H}^i - \hat{Y}_0)]/Z$  with  $\mathcal{H}^i = \mathcal{H}_0^i + H_U^0$  proven by the arguments given in Ref. [17].  $\hat{O}_\sigma^{back}$  can be neglected in the tunneling regime where  $\hat{\rho} \rightarrow \tilde{\rho}_0$ . Then, the steady-state spectra is completely determined by a single effective orbital, and the equilibrium spectral function is recovered.

$\mathcal{H}^i$  marks the new starting point of our theory. The full Hamiltonian  $\mathcal{H}$  of the interacting model differs from  $\mathcal{H}^i$  by additional backscattering terms.  $\mathcal{H}$  does not commute with  $\hat{Y}_0$ , and the analytical form of steady-state density operator of the fully interacting problem is not explicitly known[16, 17]. However, we can obtain a solution[17, 21] by evolving  $\tilde{\rho}_0$  with respect to the full Hamiltonian  $\mathcal{H}$  into its steady-state value  $\hat{\rho}_\infty = \lim_{t \rightarrow \infty} e^{-i\mathcal{H}t} \tilde{\rho}_0 e^{i\mathcal{H}t}$ . In

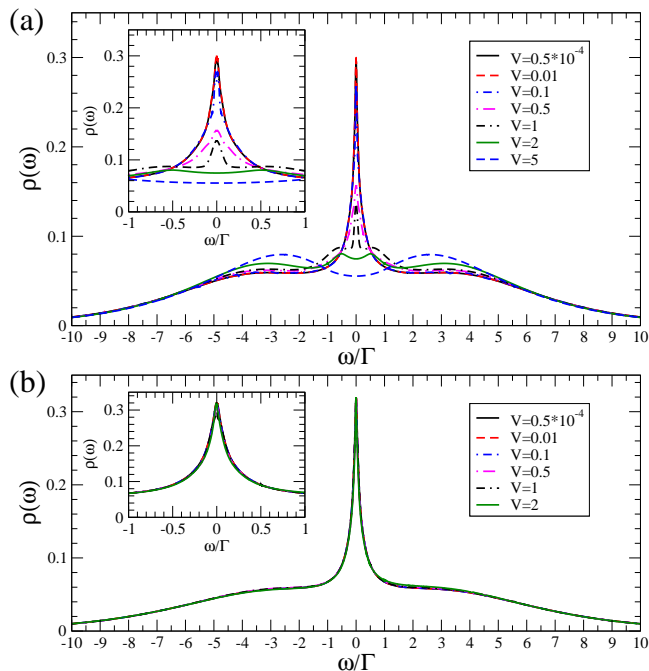


FIG. 2: (color online) Non-equilibrium spectral function for (a) a symmetric junction  $R = 1$  at various values of finite bias voltage  $V$ , and (b) for a strongly asymmetric junction  $R = 1000$ . The insets show the evolution of the Kondo-resonance. Parameters:  $U = 8$ ,  $\epsilon_f = -4$  and  $T \rightarrow 0$ .

the current-voltage relation (7), the GF for  $U = 0$  is replaced by the non-equilibrium spectral function[20, 28] calculated with respect to  $\hat{\rho}_\infty$ . The recently developed algorithm [29] is employed to calculate the steady-state spectral function for finite  $U$ .

*Results:* All energies are measured in units of  $\Gamma = \pi\bar{V}^2\rho(0)$ , and a constant band width[19] of  $\rho(\omega) = 1/(2D)\Theta(D-|\omega|)$  is used with  $D/\Gamma = 10$ . The number of retained NRG states was  $N_s = 2200$ ; a  $\Lambda = 4$  was chosen. The model lacks channel conservation in this two-channel NRG: only the total charge and  $z$ -component of the spin serves as quantum numbers. We define  $R = \Gamma_L/\Gamma_R$ , but always keep  $\Gamma = \Gamma_L + \Gamma_R$  constant. The two chemical potentials  $\mu_\alpha$  were set to  $\mu_L = -r_R^2V$  and  $\mu_R = r_L^2V$  as function of the external source-drain voltage  $V$  consistent with a serial resistor model. A single steady-state NRG run requires typically 20GB RAM, 100GB of hard drive space and about 40-60h CPU time.

The non-equilibrium spectral function for a symmetric junction is plotted in Fig. 2(a) for  $U = 8$  and different bias voltage  $V$ . Each eigenstate  $|m\rangle$  of  $\mathcal{H}$  contains a superposition of left and right-movers. The excitation energy  $E_n - E_m = \Delta E_{nm} + \sum \mu_\alpha \Delta N_\alpha$ , associated with the matrix element  $\langle n|d_\sigma|m\rangle$ , consists of  $\Delta E_{nm} \propto \Lambda^{-N/2}$  and term stemming from the difference in the number of left and right-movers  $\Delta N_\alpha$ . For channel conservation, only  $|\Delta N_\alpha| = 0, 1$  are possible giving excitations bound to the two  $\mu_\alpha$ . Multiple backscattering events, however,

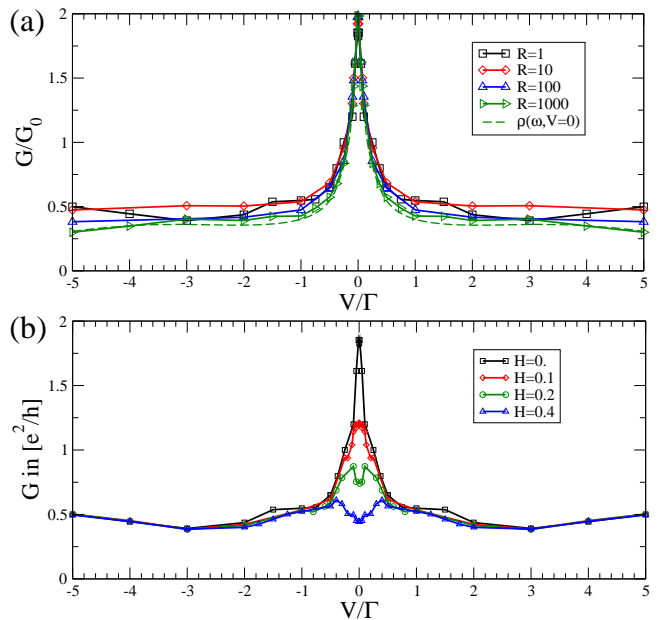


FIG. 3: (color online) The differential conductance  $G = dI^{(0)}/dV$  as function of the bias voltage (a) for different asymmetry factors  $R$ , (b) for different magnetic field  $H = 0, 0.1, 0.2, 0.4$  and  $R = 1$ . Parameters: as in Fig.2.

cause gain (or lost) of single-particle excitation energy proportional to the applied bias. This leads to the destruction of the Kondo resonance at finite bias due to redistribution of spectral weight as depicted in Fig. 2(a). An onset of two weak peaks in the vicinity of the two chemical potentials remains for  $|V| > \Gamma$ [15]. For large  $R = \Gamma_L/\Gamma_R \gg 10$  ( $r_R \rightarrow 0$  and  $r_L \rightarrow 1$ ) such backscattering processes are suppressed. The spectral function remains bias-independent. The Kondo resonance is pinned to  $\mu_L \rightarrow 0$  as depicted in Fig. 2(b), and we recover the tunneling regime.

The differential conductance  $dI(V)/dV$  has two contributions: the first,  $dI^{(0)}/dV$ , results from the derivative of both Fermi-functions in Eq. (7) with respect to  $V$ , the second stems from the change in the spectral function. Since the latter contribution turns out to be small, it is neglected for computational reasons. The differential conductance is plotted for different asymmetry ratios  $R$  in Fig. 3(a) using the same parameters as in Fig. 2. With increasing  $R$ , the non-equilibrium spectral function is less broadened and, therefore,  $G(V)$  decreases for large bias voltage. Asymptotically,  $G$  approaches the equilibrium  $t$ -matrix which is the exact result for  $R \rightarrow \infty$  and  $T \rightarrow 0$ .

The effect of an external magnetic field onto the differential conductance is shown in Fig. 3(b). An increasing magnetic field splits the Kondo resonance which is further suppressed by the finite bias in a symmetric junction which has been used in experiments[2] as hallmark for the Kondo at low temperatures.

The more generic case of an asymmetric junction with

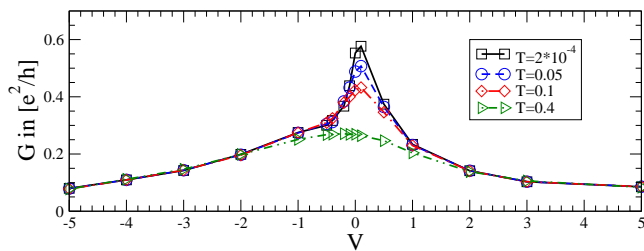


FIG. 4: (color online) The differential conductance  $G$  as function of the bias voltage for different temperatures. Parameters  $R = 10$ ,  $\epsilon_f = -1.5$  and  $U = 12$ .

respect with a relatively large local Coulomb repulsion is plotted in Fig. 4. The differential conduction reflects the lack of symmetry under source-drain voltage reversal. We have concentrated on the low-temperature properties of the nano-device, since the combination of arbitrary bias, large Coulomb repulsion and finite magnetic field remains the most difficult regime for all perturbative methods. However, the NRG is equally suitable to calculate the crossover from the low to the high-temperature regime. As depicted in Fig. 4, the zero-bias peak vanishes with increasing temperature.

*Conclusion:* A powerful new approach to the steady-state currents through nano-devices has been presented. We have introduced a different NRG method based on scattering states which incorporate the correct boundary condition of *open quantum systems*. The steady-state density operator[16] of a non-interacting junction is evolved into the one of the interacting nano-device using the TD-NRG[21]. We have established an accurate solution for the strong-coupling regime and calculated steady-state currents for arbitrary asymmetry ratios  $R$  at finite bias. The tunneling regime is included as an exact limit. Our approach does not suffer from any recurrence phenomena inherent to numerical simulations of closed quantum systems[23]. The splitting of the zero-bias Kondo peak with increasing magnetic field, an experimental hallmark[2] for Kondo physics, is correctly described by our approach for arbitrary temperature, bias and field strength.

This theory is be also applicable to more complicated multi-orbital models. Since single-particle scattering states can always be obtained exactly, the construction of the Wilson chain parameters is straight forward using the corresponding expansion of the local degrees of freedom and combining it with the transformation used for non-constant density of states[4]. For such models the current operator[20] must be expanded in the appropriate scattering states. We expect that the current voltage relation Eq. (7) will be modified and require more complex correlation functions.

I acknowledge stimulating discussions with N. Andrei, G. Czycholl, Th. Costi, M. Jarrell, H. Monien, A. Millis, J. Kroha, Th. Pruschke, A. Schiller, P. Schmitteckert, A.

Weichselbaum, G. Uhrig and the KITP for its hospitality, at which some of the work has been carried out. I also thank T. Novotny for pointing out Ref.[20]. This research was supported in parts by the DFG project AN 275/5-1 and by the National Science Foundation under Grant No. PHY05-51164 (FBA). We acknowledge super-computer support by the NIC, Forschungszentrum Jülich P.No. HHB000.

- 
- [1] M. A. Kastner, Rev. Mod. Phys. **64**, 849 (1992).
  - [2] D. Goldhaber-Gordon, H. Shtrikman, D. Mahalu, D. Abusch-Magder, U. Meirav, and M. Kastner, Nature **391**, 156 (1998).
  - [3] W. G. van der Wiel, S. D. Franceschi, T. F. J. Elzerman, S. Tarucha, and L. P. Kouwenhoven, Science **289**, 2105 (2000).
  - [4] R. Bulla, T. Costi, and T. Pruschke, Rep. Mod. Phys. and cond-mat/0701105 (2008).
  - [5] N. S. Wingreen and Y. Meir, Phys. Rev. B **49**, 11040 (1994).
  - [6] A. Rosch, J. Paaske, J. Kroha, and P. Wölfle, Phys. Rev. Lett. **90**, 076804 (2003).
  - [7] R. Gezzi, T. Pruschke, and V. Meden, Phys. Rev. B **75**, 045324 (2007).
  - [8] J. König and H. Schoeller, Phys. Rev. Lett. **81**, 3511 (1998).
  - [9] L. V. Keldysh, Sov. Phys. JETP **20**, 1018 (1965).
  - [10] A. Schiller and S. Hershfield, Phys. Rev. B **51**, 12896 (1995).
  - [11] S. Kehrein, Phys. Rev. Lett. **95**, 056602 (2005).
  - [12] G. Cuniberti, G. Fagas, and K. Richter, eds., *Introducing Molecular Electronics*, vol. 680 of *Lecture Notes in Physics* (Springer, Berlin and Heidelberg, 2005).
  - [13] S. Welack, M. Schreiber, and U. Kleinekathoefer, J. Chem. Phys. **124**, 044712 (2006).
  - [14] J. E. Han, Phys. Rev. B **73**, 125319 (2006).
  - [15] J. E. Han and R. J. Heary, Phys. Rev. Lett. **99**, 236808 (2007).
  - [16] S. Hershfield, Phys. Rev. Lett. **70**, 2134 (1993).
  - [17] B. Doyon and N. Andrei, Phys. Rev. B **73**, 245326 (2006).
  - [18] P. Mehta and N. Andrei, Phys. Rev. Lett. **96**, 216802 (2006).
  - [19] K. G. Wilson, Rev. Mod. Phys. **47**, 773 (1975).
  - [20] A. Oguri, Phys. Rev. B **75**, 035302 (2007).
  - [21] F. B. Anders and A. Schiller, Phys. Rev. Lett. **95**, 196801 (2005).
  - [22] F. B. Anders and A. Schiller, Phys. Rev. B **74**, 245113 (2006).
  - [23] P. Schmitteckert, Phys. Rev. B **70**, 121302(R) (2004).
  - [24] U. Schollwöck, Rev. Mod. Phys. **77**, 259 (2005).
  - [25] E. Lebanon, A. Schiller, and F. B. Anders, Phys. Rev. B **68**, 041311(R) (2003).
  - [26] H. R. Krishna-murthy, J. W. Wilkins, and K. G. Wilson, Phys. Rev. B **21**, 1003 (1980).
  - [27] T. A. Costi, Phys. Rev. B **55**, 3003 (1997).
  - [28] Y. Meir and N. S. Wingreen, Phys. Rev. Lett. **68**, 2512 (1992).
  - [29] The details will be published elsewhere.