

QUANTUM TRAJECTORIES, FEEDBACK AND SQUEEZING

A. Barchielli, M. Gregoratti, M. Licciardo
Dipartimento di Matematica, Politecnico di Milano,
Piazza Leonardo da Vinci 32, I-20133, Milano, Italy

October 28, 2018

Abstract

Quantum trajectory theory is the best mathematical set up to model continual observations of a quantum system and feedback based on the observed output. Inside this framework, we study how to enhance the squeezing of the fluorescence light emitted by a two-level atom, stimulated by a coherent monochromatic laser. In the presence of a Wiseman-Milburn feedback scheme, based on the homodyne detection of a fraction of the emitted light, we analyze the squeezing dependence on the various control parameters.

1 Introduction

Photo-detection theory in continuous time has been widely developed [1, 2, 3, 4, 5] and applied, in particular, to the fluorescence light emitted by a two-level atom stimulated by a coherent monochromatic laser [6, 5]. As well as various feedback schemes on the atom evolution, based on the outcoming photocurrent, have been proposed [7, 8, 13]. However the introduction and the analysis of feedback have always been focused on the control of the atom dynamics. The typical aim was to drive the atom to a preassigned asymptotic state or to a preassigned asymptotic unitary dynamics [9, 10, 11, 12, 13].

Here, on the contrary, we are interested in the emitted light and in employing control and feedback processes to enhance its squeezing properties. These can be checked by homodyne detection and spectral analysis of the output current. For these reasons we consider the mathematical description of photo-detection based on classical stochastic differential equations (quantum trajectories), as it is suitable both to consistently compute the homodyne spectrum of fluorescence light, and to introduce feedback and control in the mathematical formulation. We study how the squeezing depends on the various control parameters and how feedback mechanisms can be successfully introduced. We consider only Markovian feedback schemes à la Wiseman-Milburn [7, 8], as they leave the homodyne spectrum explicitly computable.

2 Detection and feedback scheme

Consider a two-level atom with Hilbert space $\mathcal{H} = \mathbb{C}^2$ and lowering and rising operators σ_- and σ_+ . Let the Pauli matrices be $\sigma_x = \sigma_- + \sigma_+$, $\sigma_y = i(\sigma_- - \sigma_+)$, $\sigma_z = \sigma_+ \sigma_- - \sigma_- \sigma_+$ and let the vector of operators $(\sigma_x, \sigma_y, \sigma_z)$ be denoted by $\vec{\sigma}$. Let also the eigenprojectors of σ_z be denoted by $P_+ = \sigma_+ \sigma_-$ and $P_- = \sigma_- \sigma_+$ and, for every angle ϕ , let us introduce the unitary selfadjoint operator

$$\sigma_\phi = e^{i\phi} \sigma_- + e^{-i\phi} \sigma_+ = \cos \phi \sigma_x + \sin \phi \sigma_y.$$

A state ρ of the atom is represented by a point \vec{x} in the Bloch sphere,

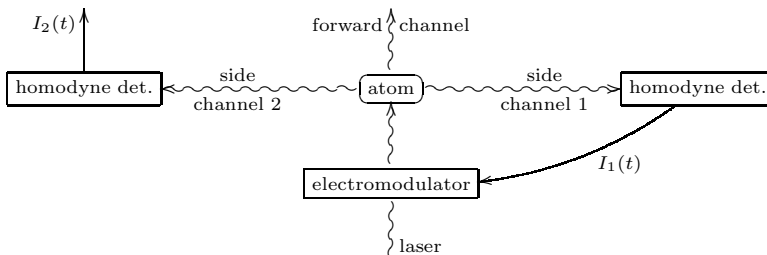
$$\rho = \frac{1}{2} (1 + \vec{x} \cdot \vec{\sigma}), \quad \vec{x} \in \mathbb{R}^3, \quad |\vec{x}| \leq 1.$$

We admit an open Markovian evolution for the atom, subjected to ‘‘dephasing’’ effects and to interactions both with a thermal bath and, via absorption and emission of photons, with the electromagnetic field. In particular we suppose that the atom is stimulated by a coherent monochromatic laser and that the emitted light is partially lost in the so called *forward channel* and partially gathered in two so called *side channels* for homodyne detection.

Let the free Hamiltonian of the atom be $\omega_0 \sigma_z / 2$, $\omega_0 > 0$. Let the natural linewidth of the atom be γ , let the intensities of the dephasing and thermal effects be given by the adimensional parameters $k_d \geq 0$ and $\bar{n} \geq 0$, let the stimulating laser have frequency $\omega > 0$ and Rabi frequency $\Omega \geq 0$. Let $\Delta\omega = \omega_0 - \omega$ denote the detuning.

Let the fractions of light emitted in the forward and in the two side channels be $|\alpha_0|^2$, $|\alpha_1|^2$, $|\alpha_2|^2$ respectively ($|\alpha_0|^2 + |\alpha_1|^2 + |\alpha_2|^2 = 1$, $|\alpha_0|^2 > 0$, $|\alpha_1|^2 > 0$, $|\alpha_2|^2 \geq 0$), and, for the side channels, let the initial phase of the local oscillator in the corresponding detector be $\vartheta_k = \arg \alpha_k$, $k = 1, 2$. Changing ϑ_k means to change the measuring apparatus. Let the two homodyne photocurrents be I_1 and I_2 .

We introduce a feedback control scheme à la Wiseman-Milburn based on the photocurrent I_1 revealed in the side channel 1. Assuming instantaneous feedback, we modify the amplitude of the laser driving the atom by adding a term $g e^{-i\omega t} I_1(t) / \sqrt{\gamma}$ proportional to I_1 , with the same frequency ω and with initial phase possibly different from that of the original laser. Let this difference be φ .



Then the atom has a Markovian evolution, whether we condition its state on continuous monitoring of the photocurrents, or we do not. Let us call a *priori* state η_t the unconditioned one and let us call a *posteriori* state ρ_t the conditioned one. Of course η_t is the mean of ρ_t . Let us write the evolution equations in the rotating frame, where they result to be time-homogeneous. Let us introduce first the parameters

$$c = |g| |\alpha_0| / \sqrt{\gamma} \geq 0, \quad \Delta\omega_c = \Delta\omega + c\gamma |\alpha_1| \cos(\vartheta_1 - \varphi) \in \mathbb{R}.$$

The a priori state η_t is governed by the Master equation

$$d\eta_t = \mathcal{L}\eta_t dt,$$

$$\begin{aligned} \mathcal{L}\rho = & -i \left[\frac{\Delta\omega_c}{2} \sigma_z + \frac{\Omega}{2} \sigma_x, \rho \right] + \gamma k_d (\sigma_z \rho \sigma_z - \rho) + \gamma \bar{n} \left(\sigma_+ \rho \sigma_- - \frac{1}{2} \{P_-, \rho\} \right) \\ & + \gamma (\bar{n} + 1 - |\alpha_1|^2) \left(\sigma_- \rho \sigma_+ - \frac{1}{2} \{P_+, \rho\} \right) \\ & + \gamma (\alpha_1 \sigma_- - ic \sigma_\varphi) \rho (\bar{\alpha}_1 \sigma_+ + ic \sigma_\varphi) - \frac{\gamma}{2} \left\{ (|\alpha_1|^2 - 2c|\alpha_1| \sin(\vartheta_1 - \varphi)) P_+ + c^2, \rho \right\}. \end{aligned}$$

The a posteriori state ρ_t is governed by the non-linear stochastic Master equation

$$d\rho_t = \mathcal{L}\rho_t dt + \sqrt{\gamma} \mathcal{D}[\alpha_1 \sigma_- - ic \sigma_\varphi] \rho_t dW_1(t) + \sqrt{\gamma} \mathcal{D}[\alpha_2 \sigma_-] \rho_t dW_2(t), \quad (1)$$

where, for every matrix a , the superoperator $\mathcal{D}[a]$ is

$$\mathcal{D}[a]\rho = a\rho + \rho a^* - \rho \text{Tr}[(a + a^*)\rho],$$

and where W_1 and W_2 are two independent Wiener processes. The two homodyne photocurrents are given by the generalized stochastic processes

$$I_k(t) = \sqrt{\gamma} |\alpha_k| \text{Tr}[\sigma_{\vartheta_k} \rho_t] + \dot{W}_k(t). \quad (2)$$

Note that each signal term $\sqrt{\gamma} |\alpha_k| \text{Tr}[\sigma_{\vartheta_k} \rho_t]$ depends on the dynamics of the a posteriori state ρ_t and that, typically, it is correlated to both the noise terms $\dot{W}_1(t)$ and $\dot{W}_2(t)$.

Let us remark that, even if the feedback is based on the singular stochastic process I_1 , the mathematical formulation of the model is not affected by this singularity, as we do not observe directly the light in the forward channel.

We suppose that $|\alpha_0|$ is assigned by experimental constraints and that the control parameters are Ω , $\Delta\omega$, $|\alpha_1|$, $|\alpha_2|$, ϑ_1 , ϑ_2 , c and φ . Of course, if $c = 0$, then there is no feedback action on the atom, so that its a priori dynamics is independent of the measurement process, that is of the fractions $|\alpha_1|^2$, $|\alpha_2|^2$ and of the phases ϑ_1 , ϑ_2 , φ . On the contrary, if $c > 0$, then the a priori dynamics is modified by the feedback loop and it depends also on $|\alpha_1|$, ϑ_1 , c and φ .

3 Homodyne incoherent spectrum and squeezing

We are interested in the light emitted by the atom and in particular in the squeezing properties of the light in the side channels 1 and 2. With the help of the incoherent spectrum of the homodyne photocurrents we can analyze the squeezing properties of the light detected in the two side channels, and thus we can investigate the effect of the control parameters.

When $|\alpha_2|^2 = 0$, the fluorescence light which is not lost in the forward channel is gathered in a unique side channel, so that the squeezing is analyzed just for that light which is also detected for the feedback loop. This means that the eventually squeezed light would not be available for other purposes. Thus in this case a unique homodyne detector is employed and $|\alpha_1|^2$ is its efficiency. The meaning and the possible usefulness of the squeezing of the light involved in the feedback loop is discussed by Wiseman [10]. When $|\alpha_2|^2 > 0$, the fluorescence light which is not lost in the forward channel is split in the two side channels. The homodyne detection of the light in channel 1 allows both the analysis of its squeezing and the feedback control. The light in channel 2 is detected for squeezing analysis, as well as it could be employed for different uses. Let us remark that, even if we were interested in squeezing only for channel 2, the choice of a feedback scheme based on homodyne detection in channel 1 would be still essential in order to get a time-homogeneous atomic evolution in the rotating frame.

The structure of \mathcal{L} guarantees that, for every initial preparation of the atom, the a priori state η_t asymptotically reaches the stationary state

$$\rho_{\text{eq}} = \frac{1}{2} (1 + \vec{x}_{\text{eq}} \cdot \vec{\sigma}), \quad \vec{x}_{\text{eq}} = -\gamma \left(1 - 2c|\alpha_1| \sin(\vartheta_1 - \varphi) \right) A^{-1} \begin{pmatrix} 0 \\ 0 \\ 1 \end{pmatrix}, \quad (3)$$

where A is the 3×3 matrix giving \mathcal{L} in the Bloch sphere language,

$$A = \begin{pmatrix} a_{11} & a_{12} & 0 \\ a_{21} & a_{22} & \Omega \\ 0 & -\Omega & a_{33} \end{pmatrix},$$

$$a_{11} = \gamma \left(\frac{1}{2} + \bar{n} + 2k_d + 2c|\alpha_1| \cos \vartheta_1 \sin \varphi + 2c^2 \sin^2 \varphi \right),$$

$$a_{12} = \Delta\omega_c - \gamma \left(c|\alpha_1| \cos(\vartheta_1 + \varphi) - 2c^2 \sin 2\varphi \right),$$

$$a_{21} = -\Delta\omega_c - \gamma \left(c|\alpha_1| \cos(\vartheta_1 + \varphi) - 2c^2 \sin 2\varphi \right),$$

$$a_{22} = \gamma \left(\frac{1}{2} + \bar{n} + 2k_d - 2c|\alpha_1| \sin \vartheta_1 \cos \varphi + 2c^2 \cos^2 \varphi \right),$$

$$a_{33} = \gamma \left(1 + 2\bar{n} - 2c|\alpha_1| \sin(\vartheta_1 - \varphi) + 2c^2 \right).$$

Thus we can introduce the homodyne incoherent spectrum of the light revealed in each side channel k as the limit of the normalized variance of the Fourier

transform of the photocurrent I_k

$$S_k(\mu) = \lim_{T \rightarrow +\infty} \frac{1}{T} \left\{ \mathbb{E} \left[\left| \int_0^T e^{i\mu s} I_k(s) ds \right|^2 \right] - \left| \mathbb{E} \left[\int_0^T e^{i\mu s} I_k(s) ds \right] \right|^2 \right\}.$$

It is a positive even function of its real argument μ which can be computed from equations (1) and (2) by Ito calculus and by the full theory of Quantum Continual Measurement, which can provide the first and second moments of I_1 [2, 5]. Thus, for every initial state of the atom, we can obtain

$$S_k(\mu) = 1 + 2\gamma|\alpha_k|^2 \left(\frac{A}{A^2 + \mu^2} \vec{t}_k \right) \cdot \vec{s}, \quad (4)$$

where \vec{t}_k and \vec{s} are the vectors in \mathbb{R}^3 defined as

$$\begin{aligned} \vec{t}_1 &= \text{Tr} \left[\left(e^{i\vartheta_1} \sigma_- \rho_{\text{eq}} + e^{-i\vartheta_1} \rho_{\text{eq}} \sigma_+ - \text{Tr}[\sigma_{\vartheta_1} \rho_{\text{eq}}] \rho_{\text{eq}} + i \frac{c}{|\alpha_1|} [\rho_{\text{eq}}, \sigma_\varphi] \right) \vec{\sigma} \right], \\ \vec{t}_2 &= \text{Tr} \left[\left(e^{i\vartheta_2} \sigma_- \rho_{\text{eq}} + \rho_{\text{eq}} e^{-i\vartheta_2} \sigma_+ - \text{Tr}[\sigma_{\vartheta_2} \rho_{\text{eq}}] \rho_{\text{eq}} \right) \vec{\sigma} \right], \\ \vec{s} &= \begin{pmatrix} \cos \vartheta_k \\ \sin \vartheta_k \\ 0 \end{pmatrix}. \end{aligned}$$

More explicitly, by using the Bloch components of the equilibrium state (3), we get

$$\begin{aligned} \vec{t}_1 &= \begin{pmatrix} (1 + z_{\text{eq}} - x_{\text{eq}}^2) \cos \vartheta_1 - x_{\text{eq}} y_{\text{eq}} \sin \vartheta_1 \\ (1 + z_{\text{eq}} - y_{\text{eq}}^2) \sin \vartheta_1 - x_{\text{eq}} y_{\text{eq}} \cos \vartheta_1 \\ -(1 + z_{\text{eq}}) (x_{\text{eq}} \cos \vartheta_1 + y_{\text{eq}} \sin \vartheta_1) \end{pmatrix} + \frac{2c}{|\alpha_1|} \begin{pmatrix} z_{\text{eq}} \sin \varphi \\ -z_{\text{eq}} \cos \varphi \\ -x_{\text{eq}} \sin \varphi + y_{\text{eq}} \cos \varphi \end{pmatrix}, \\ \vec{t}_2 &= \begin{pmatrix} (1 + z_{\text{eq}} - x_{\text{eq}}^2) \cos \vartheta_2 - x_{\text{eq}} y_{\text{eq}} \sin \vartheta_2 \\ (1 + z_{\text{eq}} - y_{\text{eq}}^2) \sin \vartheta_2 - x_{\text{eq}} y_{\text{eq}} \cos \vartheta_2 \\ -(1 + z_{\text{eq}}) (x_{\text{eq}} \cos \vartheta_2 + y_{\text{eq}} \sin \vartheta_2) \end{pmatrix}. \end{aligned}$$

Each spectrum S_k depends on k_d , \bar{n} , Ω , $\Delta\omega$, $|\alpha_k|$, ϑ_k , c and φ . Moreover, S_2 depends also on $|\alpha_1|$ and ϑ_1 .

If $S_k(\mu) < 1$ for some μ and ϑ_k , then the homodyne detection identified by ϑ_k reveals a squeezed mode around μ of the light in channel k .

Independently of the presence of the feedback loop, every time a parameter $|\alpha_k|$ vanishes, the corresponding photocurrent I_k reduces to a pure white noise (shot noise due to the local oscillator) with spectrum $S_k = 1$ for every choice of the other parameters.

Analyze first $c = 0$, the situation without feedback. In this case each dependence on φ disappears and S_2 becomes independent of $|\alpha_1|$ and ϑ_1 , so that there is no difference between S_1 and S_2 . Moreover, the dependence of each spectrum S_k on the corresponding $|\alpha_k|$ reduces to the explicit multiplication coefficient in (4). Therefore, when the control parameters Ω and $\Delta\omega$ give squeezed light

in channel k , the lowering of S_k under the shot noise level is anyhow directly proportional to the fraction of emitted light gathered in that channel.

For $\Omega = 0$ and $\bar{n} = 0$ there is no fluorescence light in the long run, so that each photocurrent I_k again reduces to a pure white noise with spectrum $S_k = 1$.

For $\Omega = 0$ and $\bar{n} > 0$ there is no dependence on ϑ_k and $S_k > 1$. In this case there is only thermal light with carrier frequency ω_0 , while the local oscillator is at frequency ω . The result are two temperature dependent Lorentzian peaks at $\mu = \pm\Delta\omega$. The white noise contribution is always present.

When $\Omega > 0$, S_k becomes ϑ_k -dependent and it can go below the shot noise level. This fact means that some negative correlation between signal and noise has been developed. Some examples are plotted for both channels, always for $\gamma = 1$, $k_d = 0$, $\bar{n} = 0$ and $|\alpha_1|^2 = |\alpha_2|^2 = 0.45$. Figures 1 and 2 show S_1 and S_2 respectively for $\Delta\omega = 0$ (line 1) and for $\Delta\omega = -2$ (line 3), every time for values of Ω and ϑ_k chosen in order to have a region with a pronounced squeezing ($\Omega = 0.2976$, $\vartheta_k = -\pi/2$ for line 1; $\Omega = 2.0526$, $\vartheta_k = 0.1449$ for line 3).

One could also compare the homodyne spectrum with and without \bar{n} and k_d , thus verifying that the squeezing is very sensitive to any small perturbation.

Allow now $c \geq 0$. The optimal squeezing in channel 1 is always found for $\Omega^2 = 0$ and the feedback loop is very helpful, giving good visible minima of S_1 also when $|\alpha_1|^2$ is not close to 1. For example, in the case $|\alpha_1|^2 = 0.45$, Fig. 1 shows S_1 for $\Delta\omega = 0$ (line 2) and for $\Delta\omega = -2$ (line 4), every time for values of Ω , ϑ_1 , c and φ chosen in order to enhance the squeezing ($\Omega = 0$, $c = 0.2936$, $\varphi - \vartheta_1 = \pi/2$ for line 2; $\Omega = 0$, $c = 0.3762$, $\vartheta_1 = 0.0482$, $\varphi = 1.9941$ for line 4). Again $\gamma = 1$, $k_d = 0$, $\bar{n} = 0$. The utility of the feedback scheme can be appreciated by comparing lines 1 and 3 with lines 2 and 4 respectively.

If we are interested in the light emitted in channel 2 and if $|\alpha_1|^2$ and $|\alpha_2|^2$ are assigned by some constraints, then the squeezing in channel 2 can be enhanced by a feedback scheme based on the photocurrent coming from channel 1, but the feedback performance is not as good as it can be for the squeezing in channel 1 itself. Fig. 2 shows S_2 for $\Delta\omega = 0$ (line 2) and for $\Delta\omega = -2$ (line 4), every time for values of Ω , ϑ_1 , c , φ and ϑ_2 , chosen in order to enhance the squeezing

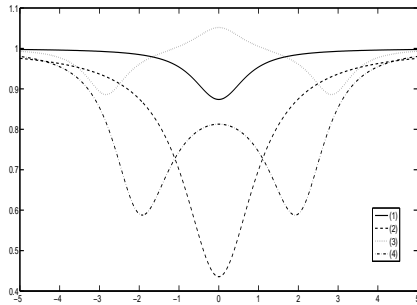


Figure 1: Channel 1

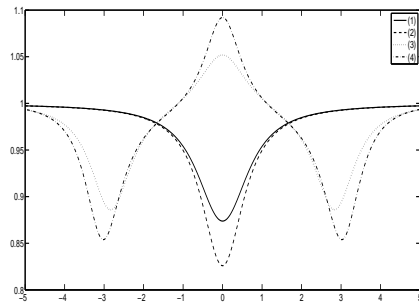


Figure 2: Channel 2

($\Omega = 0.2698$, $\vartheta_1 = \pi/2$, $c = 0.0896$, $\varphi = 0$, $\vartheta_2 = \pi/2$ for line 2; $\Omega = 2.329$, $\vartheta_1 = 0.2896$, $c = 0.1346$, $\varphi = -1.2902$, $\vartheta_2 = 0.0728$ for line 4).

Anyway, if the only constraint is $|\alpha_1|^2 + |\alpha_2|^2 = 1 - |\alpha_0|^2$ and we are free in the choice of $|\alpha_1|^2$ and $|\alpha_2|^2$, then the best observable squeezing in channel 2 is obtained in the limit case $|\alpha_1|^2 = 0$, $c = 0$. That is, when the whole non-lost light is gathered just in channel 2 and the white noise I_1 revealed in channel 1 is ignored.

Let us remark that, when we use control parameters enhancing the squeezing for channel k , every time $\Delta\omega = 0$ we find the spectrum S_k with an absolute minimum in $\mu = 0$, while whenever $\Delta\omega \neq 0$ we find the spectrum S_k with two absolute minima, symmetric with respect to $\mu = 0$, which turns out to be a local maximum.

Finally let us remark that the idea of the papers [11, 12, 13] was to choose the control parameters in such a way that, in the rotating frame, the atom is frozen in a preassigned pure state $h_0 \in \mathcal{H}$, i.e. in such a way that, in the rotating frame, both the a priori state η_t and the a posteriori state ρ_t asymptotically reach $\rho_{\text{eq}} = |h_0\rangle\langle h_0|$. This is possible in an exact way only in a very ideal case, which in our notations corresponds to $\Delta\omega = 0$, $\varphi = 0$, $\vartheta_1 = \pm\pi/2$, $|\alpha_1| = 1$, $\alpha_0 = \alpha_2 = 0$, $k_d = 0$, $\bar{n} = 0$, which implies in particular $a_{12} = a_{21} = 0$ and $x_{\text{eq}} = 0$. Then, the a posteriori state ρ_t is driven to a pure given state if Ω and c are such that $y_{\text{eq}}^2 + z_{\text{eq}}^2 = 1$ and $2c \sin \vartheta_1 = 1 + z_{\text{eq}}$. But this implies $\vec{t}_1 = 0$ and the two incoherent spectra reduce to pure shot noise. This is reasonable: if the atom is frozen there is not incoherent scattering of light. One can check that actually only the coherent scattering survives, giving a δ -contribution in $\mu = 0$ to the complete spectrum. If the freezing of the atom is only approximate, or if one tries to maximize the atomic squeezing (which is another way of stopping the atomic motion), one can check that all the spectra tend to become flatter and the squeezing tends to disappear.

References

- [1] E. B. Davies, *Quantum Theory of Open Systems* (Academic Press, London, 1976).
- [2] A. Barchielli, *Quantum Opt.* **2** (1990) 423–441.
- [3] A. Barchielli, V. P. Belavkin, *J. Phys. A: Math. Gen.* **24** (1991) 1495–1514.
- [4] A. Barchielli, A. M. Paganoni, *Quantum Semiclass. Opt.* **8** (1996) 133–156.
- [5] A. Barchielli, Continual Measurements in Quantum Mechanics and Quantum Stochastic Calculus, in *Open Quantum Systems III*, eds. S. Attal, A. Joye, C.-A. Pillet, Lecture Notes in Mathematics **1882** (Springer, Berlin, 2006), pp. 207–291.
- [6] H. M. Wiseman, G. J. Milburn, *Phys. Rev. A* **47** (1993) 1652–1666.
- [7] H. M. Wiseman, G. J. Milburn, *Phys. Rev. Lett.* **70** (1993) 548–551.

- [8] H. M. Wiseman, *Phys. Rev. A* **49** (1994) 2133–2150.
- [9] D. F. Walls, G. J. Milburn, *Quantum Optics* (Springer, Berlin 1994).
- [10] H. M. Wiseman, *Phys. Rev. Lett.* **81** (1998) 3840–3843.
- [11] J. Wang, H. M. Wiseman, *Phys. Rev. A* **64** (2001) 063810.
- [12] J. Wang, H. M. Wiseman, G. J. Milburn, *Chemical Physics* **268** (2001) 221–235.
- [13] H. M. Wiseman, S. Mancini, J. Wang, *Phys. Rev. A* **66** (2002) 013807.