

Primordial black holes and the observed Galactic 511 keV line

Cosimo Bambi¹, Alexander D. Dolgov^{2,3,4}, and Alexey A. Petrov^{1,5}

¹*Department of Physics and Astronomy, Wayne State University, Detroit, MI 48201, USA*

²*Istituto Nazionale di Fisica Nucleare, Sezione di Ferrara, I-44100 Ferrara, Italy*

³*Dipartimento di Fisica, Università degli Studi di Ferrara, I-44100 Ferrara, Italy*

⁴*Institute of Theoretical and Experimental Physics, 113259 Moscow, Russia*

⁵*Michigan Center for Theoretical Physics, University of Michigan, Ann Arbor, MI 48109, USA*

(Dated: March 25, 2019)

The observed 511 keV line from the Galactic Bulge is a real challenge for theoretical astrophysics: despite a lot of suggested mechanisms, there is still no convincing explanation and the origin of the annihilated positrons remains unknown. Here we discuss the possibility that a population of slowly evaporating primordial black holes with the mass around 10^{16} g ejects (among other particles) low-energy positrons into the Galaxy. In addition to positrons, we have also calculated the spectrum and number density of photons and neutrinos produced by such black holes and found that the photons are potentially observable in the near future, while the neutrino flux is too weak and below the terrestrial and extra-terrestrial backgrounds. Depending on their mass distribution, such black holes could make a small fraction or the whole cosmological dark matter.

INTRODUCTION — It is now clear that in the central region of the Galaxy electron-positron annihilation proceeds at a surprisingly high rate. Confirming precedent measurements [1], the SPI spectrometer on the INTEGRAL satellite has detected an intense 511 keV gamma ray line flux [2, 3]

$$\Phi_{511 \text{ keV}} \approx 1.0 \cdot 10^{-3} \text{ photons cm}^{-2} \text{ s}^{-1} \quad (1)$$

with a width of about 3 keV, consistent with two dimensional gaussian distribution aligned with the Galactic Center and with a full width at half maximum (FWHM) of about 9° . More recently, the SPI spectrometer has also provided evidence for the disk or halo component [4] of this line.

Non-relativistic positrons in the interstellar medium can either directly annihilate with electrons or form positronium. In the first case they produce two 511 keV photons, while in the second case the annihilation channels are different for para-positronium (formed with 25% probability) and ortho-positronium (formed with 75% probability). Para-positronium decays into two 511 keV γ s, while ortho-positronium decays into three photons with continuous spectrum. From the relative intensities of the 511 keV line and the three γ continuum, one can deduce that the total annihilation rate is 3.6 times larger than the one arising from consideration of flux (1) only. Thus, assuming that the Solar System lies at a distance $r = 8.5$ kpc from the Galactic Center, we can conclude that the total rate is about $3 \cdot 10^{43}$ annihilations per second.

From the theoretical point of view, the issue is to identify the source of these galactic positrons. Many production mechanisms have been suggested, but so far no one is completely satisfactory. Among conventional mechanisms, which do not demand new physics, there are type Ia supernovae [5], low mass X-ray binary systems [2] (see also [6]) and the energetic electrons and photons created by accretion on the super-massive black hole at the Galactic Center [7]. A similar mechanism of

positron production by collision of energetic photons produced in accretion to super-massive central black hole and to surrounding primordial black holes with mass about 10^{17} g was considered in ref. [8]. More exotic scenarios include annihilating light dark matter particles [9], decaying unstable relics and, in particular, sterile neutrinos [10], MeV right-handed neutrino interacting with baryonic matter [11], strangelets [12], positrons originating from primordial antimatter [13], from decays of milli-charged particles [14], and possibly a few more. However, type Ia supernovae have a different galactic distribution and their rate is probably an order of magnitude smaller than the one necessary to explain the observed flux [2, 15] (see however [16]). Low mass X-ray binaries also do not fit the enhanced Bulge component [2]. Lastly, light dark matter particles are theoretically not well motivated, might be inconsistent with observations [17], and their mass should be very close to the electron one, because from the comparison of the Galactic gamma ray emission above and below 511 keV, one can conclude that the injected energy of the positrons cannot be larger than about 3 MeV [18].

In this letter, we discuss the possibility that positrons are produced by evaporating primordial Black Holes (BHs). As in the case of MeV dark matter, some (but milder) fine tuning is needed too, namely, the BH mass distribution should be peaked in the interval $10^{16} - 10^{17}$ g. The idea that the primary source of low energy positrons in the Galaxy could be primordial BHs was considered in ref. [19]. The picture was later discussed in ref. [20], with the conclusion that primordial BHs could unlikely be responsible for the 511 keV line from the Galactic Center. On the contrary, we have found here that primordial BHs can account for the observed 511 keV photons and, at the same time, could make even the whole cosmological dark matter, with no contradiction with the observed gamma ray backgrounds and gravitational lensing data, if the mass spectrum of BHs has a pronounced maximum in the interval $10^{16} - 10^{17}$ g. A mechanism of creation of

primordial BH dark matter with a peaked mass distribution was suggested e.g. in ref. [21].

PRIMORDIAL BHS: GENERAL FEATURES — It is well known that at the semiclassical level BHs are no longer one-way membranes, but emit the Hawking radiation [22]. Restricting to the simplest case of a Schwarzschild BH with mass M , the emission rate of the particles of species i with the energy in the range $(E, E + dE)$, orbital momentum l , third component of the orbital momentum m and polarization s is [33]:

$$\frac{dN_{ilms}}{dt} = \frac{\Gamma_{ilms}}{(2\pi)} \frac{dE}{\exp(E/T) \pm 1}, \quad (2)$$

where Γ_{ilms} is the so-called graybody factor equal to the absorption probability for an incoming wave with the specified quantum numbers, T is the Schwarzschild BH temperature

$$T = \frac{1}{8\pi G_N M} = 1.06 \left(\frac{10^{16} \text{ g}}{M} \right) \text{ MeV} \quad (3)$$

and the signs \pm are for fermions and bosons respectively. At high energies ($G_N M E \gg 1$), $\sum \Gamma_{ilms} \propto (ME)^2$, since the cross section for each kind of particle approaches the geometrical-optics limit (see eq. (9) below), and BH radiates basically as black body of the same temperature.

As one can easily see from eq. (3), the temperature of an astrophysical BH with the mass of the order of the Solar mass $M_\odot \approx 2 \cdot 10^{33} \text{ g}$, or larger, is very low, below 10^{-7} K , and the corresponding particle emission is completely negligible. However, lighter BHs could have been produced in the very early universe by a lot of possible mechanisms (for a review of production mechanisms and observational bounds see e.g. [23] and references therein) and today evaporate at a much higher temperatures. From eq. (2), one can compute the total particle emission rate and the total BH mass loss rate [24]

$$\begin{aligned} \frac{dN}{dt} &= \sum_{ilms} \int \frac{\Gamma_{ilms}}{\exp(E/T) \pm 1} \frac{dE}{(2\pi)} = \frac{\alpha'}{G_N M} = \\ &= 1.1 \cdot 10^{20} \left(\frac{\alpha'}{2.6 \cdot 10^{-3}} \right) \left(\frac{10^{16} \text{ g}}{M} \right) \text{ s}^{-1}, \quad (4) \\ \frac{dM}{dt} &= - \sum_{ilms} \int \frac{\Gamma_{ilms}}{\exp(E/T) \pm 1} \frac{E dE}{(2\pi)} = - \frac{\alpha}{G_N^2 M^2} = \\ &= -4.8 \cdot 10^{20} \left(\frac{\alpha}{4.5 \cdot 10^{-4}} \right) \left(\frac{10^{16} \text{ g}}{M} \right)^2 \text{ MeV s}^{-1}, \quad (5) \end{aligned}$$

where α' and α are numerical coefficients depending on the BH mass M and the particle content of the theory. In the Standard Model, for $M \gg 10^{17} \text{ g}$, one finds $\alpha' = 1.6 \cdot 10^{-3}$ and $\alpha = 2.8 \cdot 10^{-4}$, while, for $5 \cdot 10^{14} \text{ g} \ll M \ll 10^{17} \text{ g}$, $\alpha' = 2.6 \cdot 10^{-3}$ and $\alpha = 4.5 \cdot 10^{-4}$ [34]. From eq. (5), we can find the BH lifetime

$$\tau_{\text{evap}} = \frac{G_N^2 M_i^3}{3\alpha_i} =$$

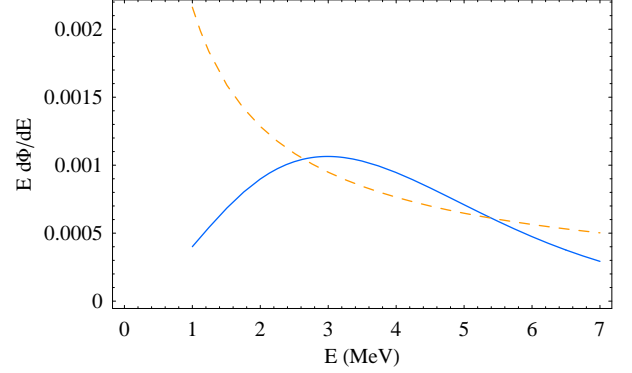


FIG. 1: Gamma ray spectra from primordial BHs with mass $M = 10^{16} \text{ g}$ (blue solid curve) and of the diffuse background (red dashed curve) in $\gamma \text{ cm}^{-2} \text{ s}^{-1}$ as a function of energy E in MeV. The number of BHs is normalized by the condition that they produce the observed positron flux.

$$= 15 \left(\frac{4.5 \cdot 10^{-4}}{\alpha_i} \right) \left(\frac{M_i}{5 \cdot 10^{14} \text{ g}} \right)^3 \text{ Gyr}, \quad (6)$$

where $\alpha_i = \alpha(M_i)$ and M_i is the initial BH mass, since the BH spends most of its life near its original mass. From eq. (6) we see that all the primordial BHs with the original mass lighter than $5 \cdot 10^{14} \text{ g}$ have already evaporated.

PRIMORDIAL BHS IN OUR GALAXY — Let us start with a first simple estimate, just to show that primordial evaporating BHs can be viable candidates to explain the observed 511 keV line from the Galactic Bulge. For this purpose, we assume that all the BHs have the same mass

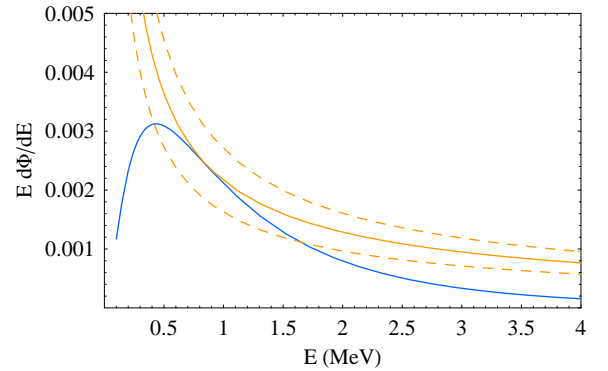


FIG. 2: Gamma ray spectra from primordial BHs (dark-blue solid curve) and of the measured background (light-red solid curve) from the Galactic Bulge in $\gamma \text{ cm}^{-2} \text{ s}^{-1}$ as a function of energy E in MeV. The BHs are assumed to have log-normal mass distribution, eq. (11), with the parameters: $\gamma = 1$ and $M_0 = 6 \cdot 10^{16} \text{ g}$. The number of BHs is now normalized by the condition that their total mass in the innermost 0.6 kpc is $5 \cdot 10^9 M_\odot$. The gamma flux from primordial BHs does not exceed the $\pm 25\%$ uncertainty of the measured gamma ray flux (red dashed lines) and can produce enough positrons to explain the 511 keV line.

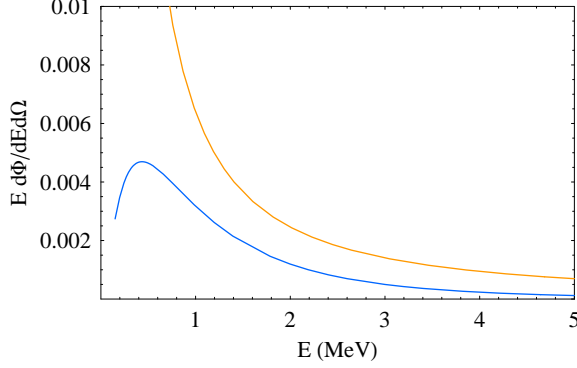


FIG. 3: Cosmic isotropic gamma ray spectra from primordial BHs (dark-blue curve) and of the measured background (light-red curve) in $\gamma \text{ cm}^{-2} \text{ s}^{-1} \text{ sr}^{-1}$ as a function of energy E in MeV. Here we assume that the BHs make the whole cosmological dark matter and have log-normal mass distribution, eq. (11), with the parameters: $\gamma = 1$ and $M_0 = 6 \cdot 10^{16} \text{ g}$.

$M = 10^{16} \text{ g}$. The positron production rate per BH is

$$\frac{dN_{e^+}}{dt} \approx \frac{\alpha'_{e^+}}{G_N M} = 2 \cdot 10^{19} e^+ \text{ s}^{-1}, \quad (7)$$

where $\alpha'_{e^+} = 0.49 \cdot 10^{-3}$ [24] and we have used the gray-body factor for massless fermions, which is a reasonable approximation because $2G_N M m_e \sim 0.04$ (see e.g. ref. [25]). In order to explain the observational data, which suggest that the positron production rate is $3 \cdot 10^{43} e^+ \text{ s}^{-1}$ inside a spherical region of the radius $r = 500\text{--}700 \text{ pc}$, we need about 10^{24} primordial BHs, whose total mass is $\sim 10^7 M_\odot$. Here positrons are injected into the Galaxy with the energy of the order of 1 MeV, together with electrons, photons and neutrinos (and possible other unknown light particles).

The neutrino flux on the Earth would be extremely weak, about $0.02 \nu \text{ cm}^{-2} \text{ s}^{-1}$, impossible to be detected by present and foreseeable future experiments.

The photon flux from the Galactic Center would be about an order of magnitude less intense than that of neutrinos [35], i.e.

$$\Phi_{\gamma, \text{BH}} \approx 1.8 \cdot 10^{-3} \gamma \text{ cm}^{-2} \text{ s}^{-1}, \quad (8)$$

and may be observable as a bump in the diffuse background of the Galactic Center. Assuming for simplicity that the photon BH absorption cross section σ_γ is energy independent, that is:

$$\sigma_\gamma = \frac{\pi}{E^2} \sum_{lms} \Gamma_{\gamma lms}, \quad (9)$$

we find that the photon spectrum is the black body one with the temperature equal to that of the BHs. This is plotted in Fig. 1 together with the measured Galactic continuum spectrum [3, 26]

$$\frac{d\Phi_{\text{cont}}}{dE} = A \left(\frac{E}{0.511 \text{ MeV}} \right)^{-1.75}, \quad (10)$$

where $A = 7 \cdot 10^{-3} \gamma \text{ cm}^{-2} \text{ s}^{-1} \text{ MeV}^{-1}$ is the normalization factor at $E = 0.511 \text{ MeV}$.

Here we should note that the cosmological dark matter cannot be made of 10^{16} g primordial BHs only, as we can easily see from the following rough estimate. If they made the whole cosmological dark matter, their number density today would be $n_{\text{BH}} = 2.4 \cdot 10^{-46} \text{ cm}^{-3}$ and they would have created a cosmological MeV gamma background $n_\gamma \approx 4 \cdot 10^{-10} \text{ cm}^{-3}$ or, equivalently, an isotropic flux $\Phi_\gamma \approx 10 \gamma \text{ cm}^{-2} \text{ s}^{-1}$. The latter is about 3 orders of magnitude above what we observe, so we conclude that no more than roughly 10^{-3} of the Dark Matter (DM) in the Universe can be made of BHs with mass $M = 10^{16} \text{ g}$.

If the mass fraction of BH with $M = 10^{16} \text{ g}$ with respect to the total amount of DM in the Galactic Center is the same as the cosmological average, we would expect about $10^{10} M_\odot$ of DM in the Galactic Bulge. As we see later this is a reasonable result. On the other hand, we can avoid this restriction if the bulk of DM are not BHs but is of some other form, e.g. massive stable elementary particles. In this case the fraction of BHs in the Bulge can be larger than the cosmological average and the amount of DM in the Bulge may be significantly smaller than $10^{10} M_\odot$.

Keeping an open mind to this possibility, we will concentrate on a more economical case that all cosmological DM consists of primordial BHs with masses somewhat larger than 10^{16} g . The mass distribution of such BHs is model dependent and in particular strongly depends upon the BH production mechanism in the early Universe. One possibility is the model suggested in ref. [21], where in the simplest case the BH mass distribution has the log-normal form [36]

$$\frac{dN}{dM} = C \exp \left(-\gamma \ln^2 \frac{M}{M_0} \right), \quad (11)$$

where C , γ and M_0 are unknown parameters of the underlying theory. Let us note that this distribution is rather sharply peaked near mass M_0 for $\gamma \geq 1$.

The total amount of DM in the Galactic Center is poorly known. The observed rotation curve requires that

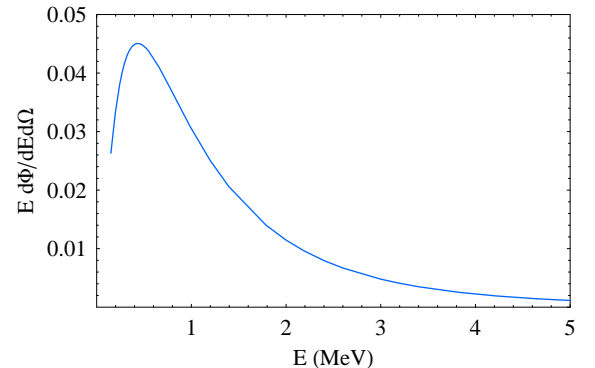


FIG. 4: Diffuse cosmic neutrino spectrum from primordial BHs in $\nu \text{ cm}^{-2} \text{ s}^{-1} \text{ sr}^{-1}$ as a function of energy E in MeV. The assumptions are the same as of Fig. 3.

the total mass in the Galactic Bulge is roughly $10^{10} M_\odot$ and though this can be explained by the known baryonic components, see e.g. ref. [27], it is natural to expect that the amount of DM is of the same order of magnitude as that of baryons. N-body simulations predict some cusp of dark matter in the center of galaxies [28], since the typical dark matter density profile is $\rho \sim r^{-\beta}$ with $\beta = 0 - 2$. Moreover, this cusp may even grow, for example under the action of the gravitational field of the black hole at the galactic center [29] (the issue is however quite controversial and, when additional mechanisms are taken into account, dark matter spikes may be greatly weakened or even disappear completely [30]). In conclusion, we can only assert that $\sim 10^{10} M_\odot$ is a reasonable upper bound on the amount of DM in the region where most positrons annihilate. So, if we assume for example that the total mass in the form of primordial BHs in this region is $5 \cdot 10^9 M_\odot$, we find that the choice $\gamma = 1$ and $M_0 = 6 \cdot 10^{16}$ g can explain the 511 keV line flux from the Galactic Center and be consistent with the observed galactic and extra-galactic gamma backgrounds. Fig. 2 shows the gamma spectra from the Galactic Bulge produced by the primordial BHs (dark-blue solid curve) and the observed gamma background of eq. (10) (red solid curve). The $\pm 25\%$ uncertainty of the gamma background (light-red dashed curves) is at least a reasonable estimate of the 2σ curve, see refs. [3, 26].

The isotropic cosmological gamma background produced by primordial BHs in the whole history of the Universe depends only on the parameter γ and M_0 , if the normalization constant C is found from the requirement that the primordial BHs make the whole cosmological dark matter, whose energy density is known to be $\rho_{DM} \approx 2.4 \cdot 10^{-30}$ g cm $^{-3}$. The gamma spectrum is presented in Fig. 3, together with the measured extra-galactic continuum [31]

$$\frac{d\Phi_{\text{extra}}}{dE} = B \left(\frac{E}{1 \text{ MeV}} \right)^{-2.38}, \quad (12)$$

where $B = 6.4 \cdot 10^{-3} \gamma \text{ cm}^{-2} \text{ s}^{-1} \text{ sr}^{-1} \text{ MeV}^{-1}$ is the normalization factor. Eq. (12) fits quite well the observed spectrum in the energy range $0.1 - 10$ MeV. In Fig. 3, the redshift of the photons is neglected, but the flux is anyway below the observed background. Contrary to the simplest case of primordial BHs with exactly the same mass, now the cosmological dark matter could be made of primordial BHs only.

Fig. 4 shows the expected cosmological neutrino background from the evaporating primordial BHs. Unfortunately, such neutrinos are difficult to observe, because they are below the solar and terrestrial neutrino backgrounds.

The mass distribution in eq. (11) include also very light BHs which have already evaporated. However, for our choice $\gamma = 1$ and $M_0 = 6 \cdot 10^{16}$ g, the amount of matter converted into relativistic particles from the birth of the Universe up to today is negligible, representing only $\sim 5 \cdot 10^{-8}$ of the total mass in form of BHs.

Lastly, we would like to note that the BH masses are strongly constrained by the gamma ray continuum from the Galactic Center. Indeed, neglecting any possible correlation between primordial BHs and DM, we can consider three simple cases, where all the BHs have the same mass: $M = 10^{15}$ g, $M = 10^{16}$ g and $M = 10^{17}$ g. In order to explain the observed 511 keV gamma flux, the total mass of primordial BHs in the Galactic Bulge should respectively be about $7 \cdot 10^4 M_\odot$, $1 \cdot 10^7 M_\odot$ and $0.9 \cdot 10^{11} M_\odot$. The produced galactic photon background

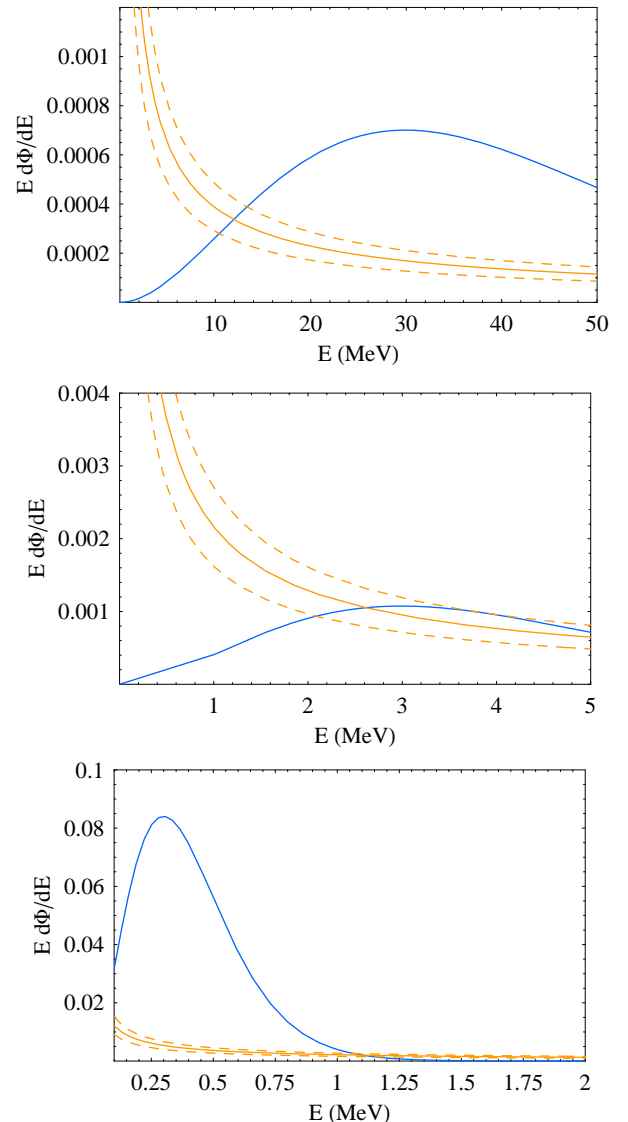


FIG. 5: Gamma ray spectra from primordial BHs (dark-blue solid curve) and of the measured background (light-red solid curve) from the Galactic Bulge in $\gamma \text{ cm}^{-2} \text{ s}^{-1}$ as a function of energy E in MeV. The BHs are assumed to have all the same mass: $M = 10^{15}$ g (upper panel), $M = 10^{16}$ g (central panel) and $M = 10^{17}$ g (lower panel). The number of BHs is normalized by the condition that they produce the right amount of positrons to explain the observed 511 keV line. Red dashed lines are the $\pm 25\%$ uncertainty of the measured diffuse gamma flux.

for these cases is presented in Fig. 5. One can see that for low BH masses there must be too many high energy photons, while for high masses the low energy gamma spectrum is too intense. Hence, we can conclude that, assuming that the positron flux is produced by primordial BHs, the BH mass distribution has to be rather sharply peaked near 10^{16} g.

CONCLUSION — We have considered evaporating primordial BHs, as a possible source of positrons to generate the observed photon 511 keV line from the Galactic Bulge. The analysis of the accompanying continuous photon background produced, in particular, by the same evaporating BHs, allows to fix the mass of the evaporating BHs near 10^{16} g. It is interesting that the necessary amount of BHs could be of the same order of magnitude as the amount of dark matter in the Galactic Bulge. This opens a possibility that such primordial BHs may form all cosmological dark matter. The background MeV pho-

tons created by these primordial BHs can be registered in the near future, while the neutrino flux may be still beyond observation. The significance of this model would be difficult to overestimate, because these BHs would present a unique link connecting early universe and particle physics.

After this paper was completed, we became aware of the paper [32] where a similar idea was explored. However, the authors of this work assumed much lighter BHs which is in contradiction with our results.

Acknowledgments

C.B. and A.A.P. are supported in part by NSF under grant PHY-0547794 and by DOE under contract DE-FG02-96ER41005.

-
- [1] W.R. Purcell *et al.*, *Astrophys. J.* **491**, 725 (1997);
P.A. Milne, J.D. Kurfess, R.L. Kinzer and
M.D. Leising, *New Astron. Rev.* **46**, 553 (2002)
[arXiv:astro-ph/0110442].
 - [2] J. Knodlseder *et al.*, *Astron. Astrophys.* **441**, 513 (2005)
[arXiv:astro-ph/0506026].
 - [3] P. Jean *et al.*, *Astron. Astrophys.* **445**, 579 (2006)
[arXiv:astro-ph/0509298];
G. Weidenspointner *et al.*, *Astron. Astrophys.* **450**, 1013
(2006) [arXiv:astro-ph/0601673].
 - [4] G. Weidenspointner *et al.*, arXiv:astro-ph/0702621.
 - [5] P.A. Milne, L.S. The and M.D. Leising, *Astrophys. J.*
Suppl. **124**, 503 (1999) [arXiv:astro-ph/9901206];
P.A. Milne, M.D. Leising and L.S. The,
arXiv:astro-ph/9911517.
 - [6] N. Guessoum, P. Jean and N. Prantzos, *Astron. Astro-*
phys. **457**, 753 (2006) [arXiv:astro-ph/0607296].
 - [7] T. Totani, *Publ. Astron. Soc. Jap.* **58**, 965 (2006)
[arXiv:astro-ph/0607414].
 - [8] L. Titarchuk and P. Chardonnet, *Astrophys. J.* **641**, 293
(2006) [arXiv:astro-ph/0511333].
 - [9] C. Boehm, D. Hooper, J. Silk, M. Casse and
J. Paul, *Phys. Rev. Lett.* **92**, 101301 (2004)
[arXiv:astro-ph/0309686];
D. Hooper, F. Ferrer, C. Boehm, J. Silk, J. Paul, N.W.
Evans and M. Casse, *Phys. Rev. Lett.* **93**, 161302 (2004)
[arXiv:astro-ph/0311150];
C. Boehm and P. Fayet, *Nucl. Phys. B* **683**, 219 (2004)
[arXiv:hep-ph/0305261].
 - [10] C. Picciotto and M. Pospelov, *Phys. Lett. B* **605**, 15
(2005) [arXiv:hep-ph/0402178].
 - [11] J.M. Frere, F.S. Ling, L. Lopez Honorez, E. Nezri, Q.
Swillens and G. Vertongen, *Phys. Rev. D* **75**, 085017
(2007) [arXiv:hep-ph/0610240].
 - [12] D.H. Oaknin and A.R. Zhitnitsky, *Phys. Rev. Lett.* **94**,
101301 (2005) [arXiv:hep-ph/0406146].
 - [13] C. Bambi and A.D. Dolgov, *Nucl. Phys. B* **784**, 132
(2007) [arXiv:astro-ph/0702350].
 - [14] J.H. Huh, J.E. Kim, J.C. Park and S.C. Park,
arXiv:0711.3528 [astro-ph].
 - [15] N. Prantzos, *New Astron. Rev.* **50**, 553 (2006).
 - [16] J.C. Higdon, R.E. Lingenfelter and R.E. Rothschild,
arXiv:0711.3008 [astro-ph].
 - [17] Y. Ascasibar, P. Jean, C. Boehm and J. Knodlseder,
Mon. Not. Roy. Astron. Soc. **368**, 1695 (2006)
[arXiv:astro-ph/0507142];
P. Fayet, D. Hooper and G. Sigl, *Phys. Rev. Lett.* **96**,
211302 (2006) [arXiv:hep-ph/0602169].
 - [18] J.F. Beacom and H. Yüksel, *Phys. Rev. Lett.* **97**, 171301
(2005) [arXiv:astro-ph/0512411].
 - [19] P.N. Okeke, *Astrophys. Space Sc.* **71**, 371 (1980).
 - [20] J.H. MacGibbon and B.J. Carr, *Astrophys. J.* **371**, 447
(1991).
 - [21] A. Dolgov and J. Silk, *Phys. Rev. D* **47**, 4244 (1993).
 - [22] S.W. Hawking, *Comm. Math. Phys.* **43**, 199 (1975).
 - [23] B.J. Carr, *Lect. Notes Phys.* **631**, 301 (2003)
[arXiv:astro-ph/0310838];
B.J. Carr, in *Proceedings of 59th Yamada Confer-*
ence on Inflating Horizon of Particle Astrophysics
and Cosmology, Tokyo, Japan, 20-24 Jun 2005
[arXiv:astro-ph/0511743].
 - [24] D.N. Page, *Phys. Rev. D* **13**, 198 (1976).
 - [25] A.D. Dolgov, *Zh. Eksp. Teor. Fiz.* **79**, 337 (1980) [Trans-
lation: *Sov. Phys. JETP* **52**, 169 (1980)];
A.D. Dolgov, *Phys. Rev. D* **24**, 1042 (1981).
 - [26] R.L. Kinzer, W.R. Purcell and J.D. Kurfess, *Astrophys.*
J. **515**, 215 (1999);
L. Bouchet *et al.*, *Astrophys. J.* **635**, 1103 (2005)
[arXiv:astro-ph/0510084].
 - [27] R. Schaeffer, D. Méra and G. Chabrier, *Acta Physica Pol.*
B **29**, 1905 (1998).
 - [28] J.F. Navarro, C.S. Frenk and S.D.M. White, *Astrophys.*
J. **462**, 563 (1996) [arXiv:astro-ph/9508025].
 - [29] G.D. Quinlan, L. Hernquist and S. Sigurdsson, *Astro-*
phys. J. **440**, 554 (1995) [arXiv:astro-ph/9407005];
P. Gondolo and J. Silk, *Phys. Rev. Lett.* **83**, 1719 (1999)
[arXiv:astro-ph/9906391].
 - [30] P. Ullio, H. Zhao and M. Kamionkowski, *Phys. Rev. D*
64, 043504 (2001) [arXiv:astro-ph/0101481];
D. Merritt, *Phys. Rev. Lett.* **92**, 201304 (2004)

- [arXiv:astro-ph/0311594];
 G. Bertone and D. Merritt, Phys. Rev. D **72**, 103502 (2005) [arXiv:astro-ph/0501555].
- [31] G.D. Kribs and I.Z. Rothstein, Phys. Rev. D **55**, 4435 (1997) [Erratum-ibid. D **56**, 1822 (1997)] [arXiv:hep-ph/9610468].
- [32] P.H. Frampton and T.W. Kephart, Mod. Phys. Lett. A **20**, 1573 (2005) [arXiv:hep-ph/0503267].
- [33] Throughout the paper we use $\hbar = c = k_B = 1$ units.
- [34] For $M \gg 10^{17}$ g, neutrinos, photons and gravitons are assumed massless and all the other particles are neglected. For $5 \cdot 10^{14} \ll M \ll 10^{17}$ g, electrons and positrons can also be considered massless. The apparent discrepancy with ref. [24] is just due to the inclusion of τ neutrinos.
- [35] This is due to the fact that neutrino flux receives contributions from all three light neutrino generations and that the emission rate for spin-1/2 particles is higher than the emission rate for spin-1 ones [24].
- [36] If the density contrast appeared as a result of the QCD phase transition, then the masses of the BHs created according to the mechanism of ref. [21] would be cut-off from below by the mass inside the horizon at this moment, namely by approximately the solar mass. But the mechanism allows for generation of large density perturbations at much earlier stage, e.g. at $T = 10^8 - 10^9$ GeV. In this case the mass inside the horizon could be as small as $10^{16} - 10^{14}$ g.