

Hartmann flow with Braginsky viscosity: a test problem for ICM plasma

Maxim Lyutikov

Department of Physics, Purdue University, 525 Northwestern Avenue West Lafayette, IN
47907-2036

ABSTRACT

We consider a Hartmann layer, stationary flow of a viscose and resistive fluid between two plates with superimposed transverse magnetic field, in the limit of gyrotropic plasma, when viscosity across the field is strongly suppressed. For zero cross-field viscosity, the problem is not well posed, since viscosity then vanishes on the boundaries and in the middle of the layer, where there is no longitudinal field. An additional arbitrarily small isotropic viscosity allows one to find magnetic field and velocity profiles which are independent of this viscosity floor and different from flows with isotropic viscosity. Velocity sharply rises in a thin boundary layer, which thickness depends both on the Hartmann number and on the Lundquist number of the flow.

The implication of the work is that, in simulating ICM dynamics it is imperative to use numerical schemes which take into account anisotropic viscosity. Although magnetic fields are dynamically subdominant in the ICM they do determine its the dissipative properties, stability of embedded structures and the transition to turbulence.

Subject headings: galaxies: clusters: general

1. Introduction

Gasdynamical interactions of magnetized flows in the cores of clusters of galaxies play an important role in formation of the observed morphological structures, *e.g.* through expansion of AGN blown bubble into ICM medium and resulting plasma heating, and interaction of two gas components in merging clusters (*e.g.* Markevitch & Vikhlinin 2007). Majority of theoretical work on these topics has been numerical, mostly using the existing fluid and MHD codes, like ZEUS. Unfortunately, simple hydrodynamic models "face multiple failures" (Reynolds et al. 2005) for cluster cores. Perhaps, the most evident example is the Raleigh-Taylor and Kelvin-Helmholtz instabilities of AGN blown bubbles, which disrupt the bubbles approximately on one rise time (*e.g.* Kaiser et al. 2005). On the other hand, artificial fiddling with viscosity (which is usually parametrized with respect to Braginsky (1965) value; this procedure is not justified in ICM (Schekochihin et al. 2005; Lyutikov 2007)), shows that "modest" changes of shear viscosity lead to qualitatively different results (*e.g.* Reynolds et al. 2005; Sijacki & Springel 2006, increased viscosity make the ICM plasma gel-like and quenches the instability).

One of principal reasons, perhaps, for the failure of simple MHD codes is that they use *isotropic* viscosity, while ICM plasma is strongly gyrotropic, in a sense that it is weakly collisional, $r_L \ll \lambda \leq L$ (r_L is ion Larmor radius, λ is mean free path and L is a typical size of the system), and weakly magnetized, kinetic pressure p is much larger than magnetic pressure, $\beta = 8\pi p/B^2 \gg 1$ (B is a typical magnetic field). In ICM the ion Larmor radius $r_L \sim 10^{8-9}$ cm is many orders of magnitude smaller than the mean free path $\lambda \sim 10^{22-23}$ cm and the size $L \sim 10^{24}$ cm, while $\beta \sim 100$ (Carilli & Taylor 2002).

In a strongly gyrotropic plasma the local transport properties, primarily viscosity and conductivity, become anisotropic (Braginsky 1965). The effects of anisotropic viscosity and conductivity are expected to change substantially the results of ICM simulations. As a simple example, note that magnetic field drapes around the contact surface separating the two interacting media (Lyutikov 2007). In a strongly gyrotropic plasma the shear viscosity inside the draping layer, with a flow along magnetic field lines, then becomes 0. This runs contrary to the idea that high viscosity may provide stabilization Reynolds et al. (2005). (Note that draping itself can provide stabilization against KH instability, in a way similar to the effect of a thin oil layer on water waves (Dursi 2007)).

Understanding the basic properties of strongly gyrotropic plasma is imperative for further progress, especially for parametrization of the 'sub-grid' physics in large numerical simulations. In this Letter we adapt one of the basic solutions of MHD, a Hartmann flow (*e.g.* Landau & Lifshitz 1984), to the case of anisotropic viscosity.

2. Hartmann flow with anisotropic viscosity

Consider a one-dimensional (along x direction) flow of a weakly collisional plasma between two plates located at $z = \pm a$ with a superimposed external magnetic field (generally, oblique). This is meant to represent a boundary layer during interaction of two plasma flows in the ICM. In the Chew-Goldberger-Low (zero Larmor radius and neglecting heat fluxes) approximation (Chew *et al.* 1956) the equations of resistive plasma flow read (Kulsrud 2005):

$$\begin{aligned} \frac{d\mathbf{v}}{dt} &= -\nabla (P_{\perp} + B^2/2) + \nabla \left(\hat{b}\hat{b}(P_{\parallel} - P_{\perp} - B^2) \right) \\ P_{\parallel} - P_{\perp} &= 3\eta_0 d_t \ln B = 3\eta_0 \left(\hat{b}\hat{b}\nabla\mathbf{v} \right) \\ \partial_t \mathbf{B} &= \text{curl}\mathbf{v} \times \mathbf{B} + \eta_r \cdot \Delta \mathbf{B} \end{aligned} \tag{1}$$

where η_0 is the first Braginsky coefficient (Braginsky 1965), resistivity η_r is a tensor and $\hat{b} = \mathbf{B}/B$ is a unit vector along magnetic field. We also absorbed a factor $\sqrt{4\pi}$ into definition of magnetic field,

Assuming that all quantities are independent of x and y , from $\text{div}\mathbf{B} = 0$ we find $B_z = \text{const} =$

B_0 . Introducing $B_x = B_0 f(z)$, $v_x = v$, the x component of Euler equation gives

$$B_0^2 f' + 3\eta_0 \partial_z \left(\frac{v' f^2}{(1 + f^2)^2} \right) - \partial_x P_\perp = 0 \quad (2)$$

$\partial_x P_\perp = \Delta P/L$ is constant pressure gradient driving the flow, ΔP is a drop in pressure over the length L . Eq (2) can be integrated once:

$$B_0^2 f - \frac{\Delta P}{L}(z - z_0) + 3\eta_0 \frac{v' f^2}{(1 + f^2)^2} = 0 \quad (3)$$

Integration constant z_0 is a point where $f = 0$.

Assuming that the y component of magnetic field vanishes, so that current flows across magnetic field $\mathbf{j} = j_y \mathbf{e}_y$, the resistivity equation gives:

$$v' = -\eta_\perp f'' \quad (4)$$

Here η_\perp is resistivity across magnetic field. Finally, eliminating v' from Eq. (3) using Eq. (4), we get equation for f :

$$B_0^2 f - \frac{\Delta P}{L}(z - z_0) - 3\eta_0 \eta_\perp \frac{f'' f^2}{(1 + f^2)^2} = 0 \quad (5)$$

This is the main equation which determines the structure of the flow. In case of anisotropic viscosity it's a nonlinear equation. It differs from the case of isotropic viscosity (*e.g.* Landau & Lifshitz 1984, §67) by a different viscosity term:

$$\eta_{eff} = 3\eta_0 \frac{f^2}{(1 + f^2)^2} \quad (6)$$

Renormalizing, $z \rightarrow za$, $z_0 \rightarrow z_0 a$ and introducing $\alpha = (B_0^2/\Delta P)(L/a)$, we find

$$z_0 - z + \alpha \left(f - \frac{1}{G^2} \frac{f'' f^2}{(1 + f^2)^2} \right) = 0 \quad (7)$$

where

$$G = \frac{B_0 a}{\sqrt{3\eta_0 \eta_r}} \quad (8)$$

we identify as Hartmann number.

Boundary conditions are somewhat tricky in our case. From the continuity of the tangential magnetic field (assuming there is no surface current) and from the symmetry of the flow, it is required that $f = f_0$ at $z = \pm a$ and $f = 0$ at the point z_0 , where f_0 is an imposed longitudinal magnetic field. Below we consider a case when there is no superimposed longitudinal magnetic field, $f_0 = 0$ and $z_0 = 0$.

On the other hand, at surfaces where $B_x \propto f = 0$ (at the boundaries and in the middle) there is no viscosity, see Eq. (7), so the usual conditions of $v = 0$ at $z = \pm a$ need not to be satisfied.

Thus, in principle, the flow may slip along the boundaries and have a discontinuity in the middle. This will make the problem unsolvable as the order of the ODE would be higher than the number of boundary conditions.

In fact, it is necessary to assume some floor for viscosity to get a physically meaningful solution of Eq. (7) even if we just impose condition $f = 0$ at $z = \pm a$. Near points $f = 0$, Eq. (7) reduces to $f = (z - z_0)/\alpha$. So that derivative of f at these points has a definite sign, given by the parameter α . Thus, f cannot be zero more than once. Since $f = 0$ in middle of the layer, this would clearly violate the conditions that parallel magnetic field vanishes on the walls.

Introducing resistivity floor f_r in Eq. (7) by substitution $f^2 \rightarrow f^2 + f_r$, we can integrate Eq. (7) numerically, see Fig.(1). For sufficiently small values of this viscosity floor the final result is independent of its exact value, Fig. (2).

The somewhat unphysical value of $\frac{\Delta P}{L}$ can be expressed in terms of bulk velocity in the middle of the layer v_0 :

$$\frac{\Delta P}{L} \sim \frac{v_0 B_0^2}{G^2 \eta_{\perp}} = \frac{v_0 \eta_0}{a^2} \quad (9)$$

This gives $\alpha = G^2 \frac{\eta_{\perp}}{v_0 a} = G^2 / L_u$, where we identified the ratio $v_0 a / \eta_{\perp}$ with magnetic Reynolds, or Lundquist number L_u . Parameter α plays an important role in determining dynamics of the layer. If viscosity is dominated by ion-ion collisions, we may estimate $\alpha \sim 1/(\beta M_s K_n)$, where β is plasma beta parameter (ratio of kinetic to magnetic pressure), $M = v_0 / c_s$ is the flow Mach number (ratio of velocity to sound speed c_s), $K_n = \lambda / a$ is Knudsen number, the ratio of the mean free path λ to the characteristic length scale a .

These solutions are quite different from the case of isotropic viscosity (Landau & Lifshitz 1984) and have a number of particular feature. On the one hand, for large $G \gg 1$, in the bulk of the flow the profile of f is linearly increasing, $f \sim z/\alpha$ (flat velocity profile), similar to the isotropic viscosity case. The parallel magnetic field drops back to 0 within a narrow boundary layer. Let us estimate the thickness of this boundary layer. Near the boundary $f \rightarrow 0$, so that an approximate solution of Eq. (7) is

$$f = \frac{z}{\alpha} - \frac{a}{\alpha} \left(\frac{z}{a}\right)^{(1+\sqrt{1+4G^2\alpha^2})/2} \quad (10)$$

If we define the thickness of the boundary layer δ when $f' = 0$, we find

$$\frac{\delta}{a} \sim \frac{\ln(\alpha G)}{\alpha G} \sim \ln(\alpha G) \frac{L_u}{G^3} \quad (11)$$

where we assumed $G\alpha \gg 1$. This expression can be compared with the case of isotropic viscosity, when $\delta_i/a \sim 1/G$. The ratio $\delta/\delta_i \sim 1/\alpha = L_u/G^2$. Thus, parameter $\alpha = G^2/L_u$ measures the relative concentration of a magnetic field profile toward the wall; for $\alpha > 1$ the boundary layer in case of anisotropic viscosity is narrower than in the isotropic case.

In most applications the ratio L_u/G^3 is very small. For example, for the typical parameters of intercluster medium, velocity ~ 1000 km/s and layer thickness $\sim 1kpc$, plasma beta $\beta = 100$, we

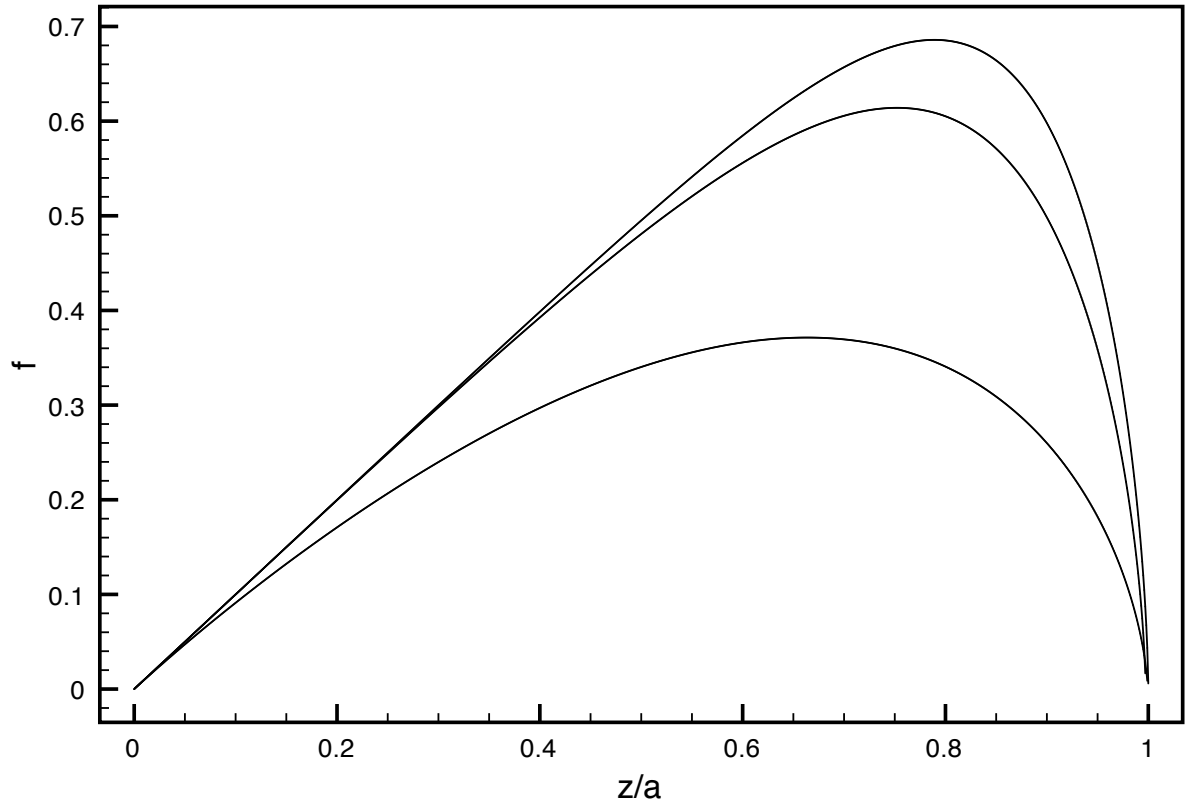


Fig. 1.— Function f (longitudinal magnetic field) for $\alpha = 1$ and different $G = 1, 3.1, 4.5$ (bottom to top) (larger values of G are difficult to resolve numerically).

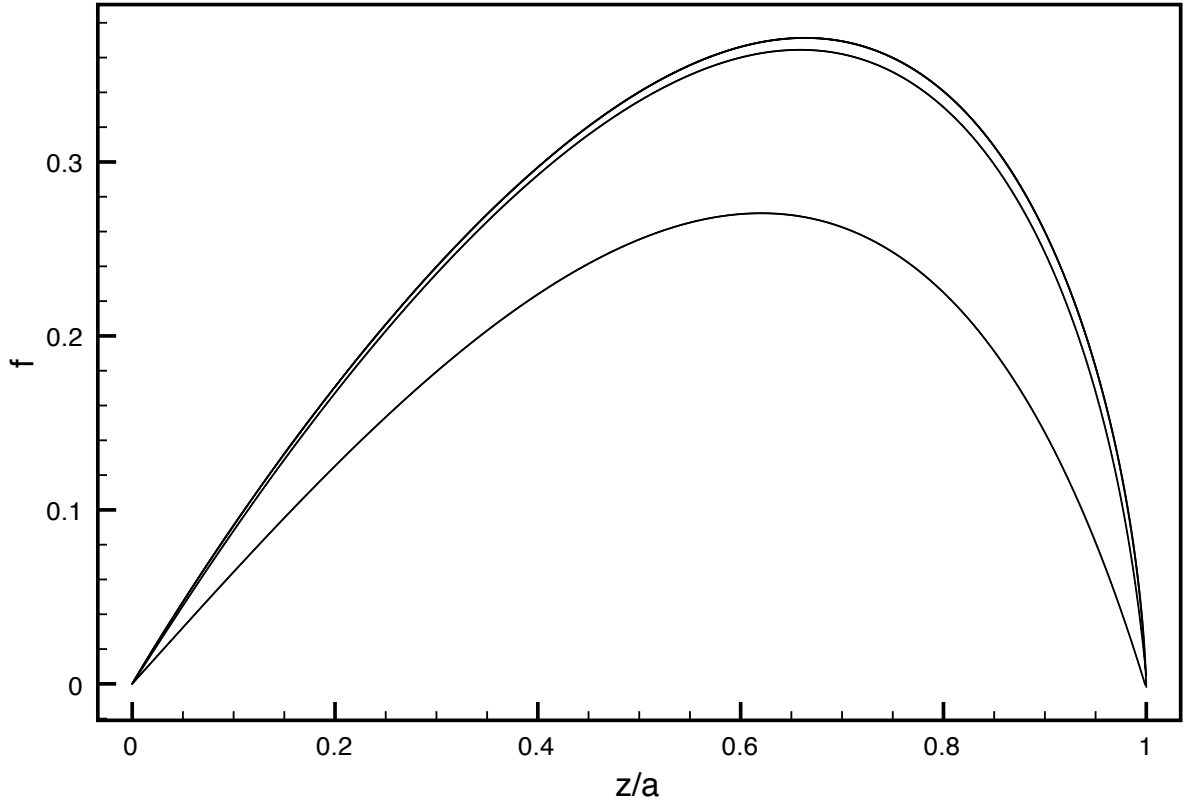


Fig. 2.— Effect of finite isotropic viscosity on the structure of magnetic field for $f_r = 0.1, 0.005, 0.0001, 10^{-10}$ (bottom to top), $\alpha = G = 1$. For small enough f_r solutions are nearly independent of the exact value of f_r .

estimate $L_u = 10^{27}$, $G = 10^{12}$, so that $L_u/G^3 \sim 10^{-9}$, thus $\delta \ll a$.

3. Conclusion

In this letter we considered a basic plasma physics problem: Hartmann flow with anisotropic viscosity. We first argued that in the case when transverse viscosity is suppressed completely, the problem cannot be formulated in a physically meaningful way: there should be some small isotropic contribution to viscosity. We derived magnetic field and velocity profiles, which in the limit of small isotropic viscosity floor are independent of its exact value. These profiles are considerably different from the case of isotropic viscosity. The velocity gradients are much more concentrated close to the walls of the channel than in the case of isotropic viscosity.

How important is the structure of a boundary layer for the overall structure of the flow? On

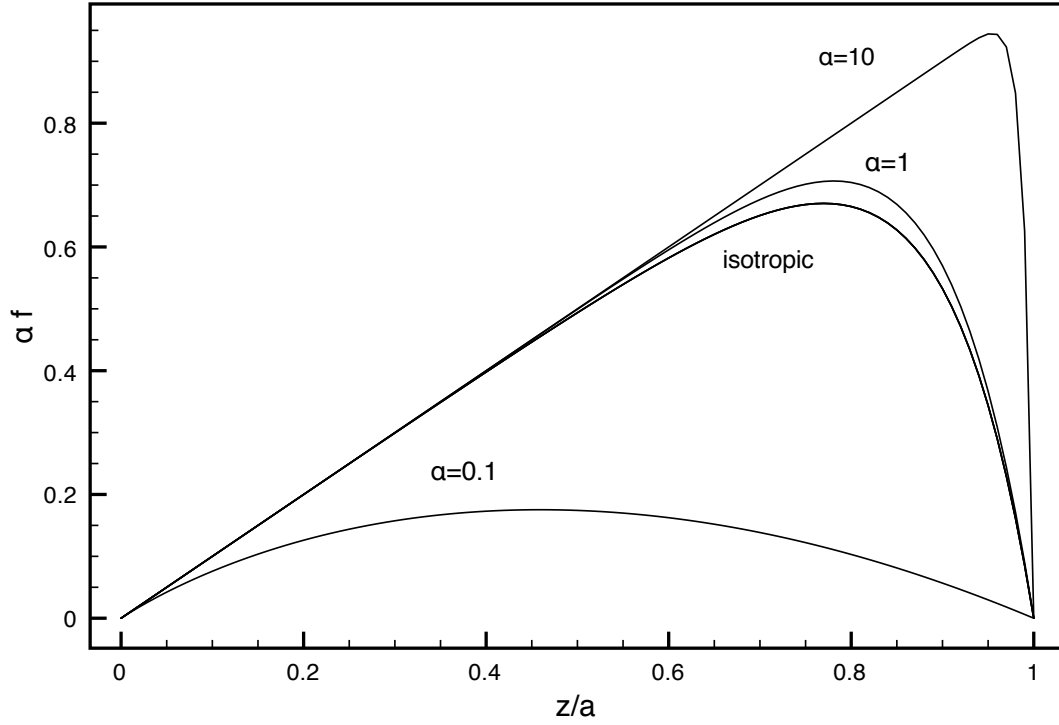


Fig. 3.— Comparison of analytical magnetic field profiles (multiplied by α for better graphical representation) for isotropic (Landau & Lifshitz 1984, $f \propto ((z/a) \sinh G - \sinh(zG/a)) / (\cosh G - 1)$) and approximate anisotropic (Eq. (10)) viscosity for $G = 10$ and different parameters $\alpha = 0.1, 1, 10$. For $\alpha > 1$, the boundary layer in case of anisotropic viscosity is narrower than in the isotropic case.

the one hand, in a laminar regime at low Reynolds numbers, the structure of the boundary layer is probably not important: in the boundary layer the relative velocity just drops to zero, according to some law, without affecting the overall structure of the flow. On the other hand, properties of the boundary layer determine its stability and, thus, transition to turbulence (Landau & Lifshitz 1959). In ICM plasma the Reynolds numbers are in the range $Re \sim 10 - 1000$, while, typically, transition to turbulence occurs at $Re \sim 100 - 1000$. (Transition to turbulence occurs in the boundary layer). Thus, we expect that effects of anisotropic viscosity are likely to be very important for ICM plasma, especially for determining its transition to turbulence.

Thus, in simulating ICM dynamics it is imperative to use appropriate numerical schemes which take into account anisotropic viscosity (and to a lesser extent, conductivity), like the ones that have been applied to accretion disks (Sharma et al. 2007). Though magnetic fields are dynamically subdominant in ICM (plasma beta parameter is large), they do, in fact, determine its the dissipative properties, stability of embedded structures and transition to turbulence.

REFERENCES

- Braginskii, S. I., 1965, *Reviews of Plasma Physics*, 1, 205
- Carilli, C. L., & Taylor, G. B. 2002, *ARA&A*, 40, 319
- Chew, G. F., Goldberger, M.L., Low, F.E., 1956, *Proc. R. Soc. London, Ser. A*, 236, 112
- Dursi, L. J. 2007, *ArXiv e-prints*, 706
- Kaiser, C. R., Pavlovski, G., Pope, E. C. D., & Fangohr, H. 2005, *MNRAS*, 359, 493
- Kulsrud, R. M. 2005, *Plasma physics for astrophysics (Plasma physics for astrophysics / Russell M. Kulsrud. Princeton, N.J. : Princeton University Press, c2005. (Princeton series in astrophysics))*
- Landau, L. D., & Lifshitz, E. M. 1959, *Fluid mechanics (Course of theoretical physics, Oxford: Pergamon Press, 1959)*
- . 1984, *Electrodynamics of continuous medium (Course of theoretical physics, Oxford: Pergamon Press, 1984)*
- Lyutikov, M. 2007, *ApJ*, 668, L1
- Markevitch, M., & Vikhlinin, A. 2007, *Phys. Rep.*, 443, 1
- Reynolds, C. S., McKernan, B., Fabian, A. C., Stone, J. M., & Vernaleo, J. C. 2005, *MNRAS*, 357, 242

Schekochihin, A. A., Cowley, S. C., Kulsrud, R. M., Hammett, G. W., & Sharma, P. 2005, *ApJ*, 629, 139

Sharma, P., Quataert, E., Hammett, G. W., & Stone, J. M. 2007, *ApJ*, 667, 714

Sijacki, D., & Springel, V. 2006, *MNRAS*, 371, 1025