

CERN-PH-TH/2008-004

UMN-TH-2630/08

FTPI-MINN-08/01

Sparticle Discovery Potentials in the CMSSM and GUT-less Supersymmetry-Breaking Scenarios

John Ellis¹, Keith A. Olive² and Pearl Sandick²

¹*TH Division, PH Department, CERN, CH-1211 Geneva 23, Switzerland*

²*William I. Fine Theoretical Physics Institute,
University of Minnesota, Minneapolis, MN 55455, USA*

Abstract

We consider the potentials of the LHC and a linear e^+e^- collider (LC) for discovering supersymmetric particles in variants of the MSSM with soft supersymmetry-breaking mass parameters constrained to be universal at the GUT scale (CMSSM) or at some lower scale M_{in} (GUT-less models), as may occur in some scenarios with mirage unification. Whereas the LHC should be able to discover squarks and/or gluinos along all the CMSSM coannihilation strip where the relic neutralino LSP density lies within the range favoured for cold dark matter, many GUT-less models could escape LHC detection. In particular, if $M_{in} < 10^{11}$ GeV, the LHC would not detect sparticles if the relic density lies within the favoured range. For any given discovery of supersymmetry at the LHC, in such GUT-less models the lightest neutralino mass and hence the threshold for sparticle pair production at a LC *increases* as M_{in} *decreases*, and the CMSSM offers the best prospects for measuring sparticles at a LC. For example, if the LHC discovers sparticles with 1 fb^{-1} of data, within the CMSSM a centre-of-mass energy of 600 GeV would suffice for a LC to produce pairs of neutralinos, if they provide the cold dark matter, whereas over 1 TeV might be required in a general GUT-less model. These required energies increase to 800 GeV in the CMSSM and 1.4 TeV in GUT-less models if the LHC requires 10 fb^{-1} to discover supersymmetry.

CERN-PH-TH/2008-004

January 2008

1 Introduction

Many studies have showcased the great potential of the LHC for producing and discovering supersymmetric particles [1–3], and the ability of experiments at a linear e^+e^- collider (LC) to measure sparticle properties in detail, if their pair-production thresholds lie within its kinematic reach [4]. Most of these studies have assumed that R parity is conserved, in which case the lightest supersymmetric particle (LSP) may provide the cold dark matter postulated by astrophysicists and cosmologists [5]. Further, most studies have been within the framework of the minimal supersymmetric extension of the Standard Model (MSSM) [6], and assumed that the LSP is the lightest neutralino χ . We also adopt this framework in this paper. In this case, the classic signature of sparticle pair production is missing energy carried away by the dark matter particles χ . Studies have indicated that experiments at the LHC should be able to detect gluinos and squarks weighing up to ~ 2.5 TeV [7], whereas any sparticles weighing less than the beam energy should be detectable at a LC.

One specific supersymmetric version of this framework that has commonly been examined is the Constrained MSSM (CMSSM) [8–12], in which the soft supersymmetry-breaking mass parameters are assumed to be universal at some high scale, generally taken to be the supersymmetric GUT scale, $M_{GUT} \sim 10^{16}$ GeV. Within the CMSSM, renormalization group equations (RGEs) can be used to calculate the weak-scale observables in terms of four continuous and one discrete parameter; the scalar mass, m_0 , the gaugino mass, $m_{1/2}$, and the trilinear soft breaking parameter, A_0 (each specified at the universality scale), as well as the ratio of the Higgs vevs, $\tan\beta$, and the sign of the Higgs mixing parameter, μ . The reaches of colliders such as the LHC or a LC are then often expressed in the $(m_{1/2}, m_0)$ plane for representative values of A_0 , $\tan\beta$ and the sign of μ .

However, the mechanism of supersymmetry breaking is not known, and alternative scenarios should also be considered. Rather than postulate that the soft supersymmetry-breaking parameters are universal at some GUT scale, one might consider theories in which this universality assumption for the soft supersymmetry-breaking parameters is relaxed. One possibility, motivated to some extent by supersymmetric GUT scenarios and the absence of flavour-changing interactions due to sparticle exchanges, would be to relax (for example) the universality assumption for the soft supersymmetry-breaking contributions to the Higgs scalar masses at the GUT scale (the NUHM) [13, 14], and more radical abandonments of universality could also be considered.

We consider here a different generalization of the CMSSM, in which universality of the soft supersymmetry-breaking mass parameters is maintained, but is imposed at some lower input scale $M_{in} < M_{GUT}$ [15, 16]. Such GUT-less (or sub-GUT) scenarios may arise in models where the dynamics that breaks or communicates supersymmetry breaking to the observable sector has an intrinsic scale below M_{GUT} , and switches off at higher scales, much as the effective dynamical quark mass in QCD switches off at scales $> \Lambda_{QCD}$. Mirage unification scenarios [17] offer one class of examples in which the low-energy evolution of the gaugino masses is as if they unified at some scale $< M_{GUT}$. In principle, one could consider scenarios in which universality is imposed on the different MSSM soft supersymmetry breaking parameters $m_{1/2}$, m_0 and A_0 at different input scales M_{in} . However, here we fol-

low [15, 16] in studying the simplest class of GUT-less scenarios with identical M_{in} for all the soft supersymmetry-breaking parameters.

As one would expect, the reduction in the universality scale has important consequences for the low-energy sparticle mass spectrum. In particular, the hierarchy of gaugino masses familiar in the GUT-scale CMSSM is reduced with, for example, a substantial reduction in the ratio of gluino and bino masses. Likewise, squark and slepton masses also approach each other as M_{in} is reduced. These effects have important consequences for the $(m_{1/2}, m_0)$ planes in GUT-less scenarios: for example, the boundaries imposed by the absence of a charged $\tilde{\tau}_1$ LSP and the generation of an electroweak symmetry breaking vacuum approach each other as M_{in} decreases.

A corollary of the ‘squeezing’ of the sparticle mass spectrum is the observation made in [15] and [16] that, as the universality scale M_{in} is decreased from the GUT scale, there are dramatic changes in the cosmological constraint imposed on the parameter space by the relic density of neutralinos inferred from WMAP and other observations [18]. In general, as M_{in} decreases, the regions where the relic neutralino LSP density falls within the range preferred by WMAP and other measurements [18] tend to move to larger $m_{1/2}$ and m_0 . This implies that, whereas in the GUT-scale CMSSM the relic neutralino is *overdense* in most of the region with $m_{1/2}, m_0 < 1$ TeV, as M_{in} decreases to $\sim 10^{11}$ GeV most of this region becomes *underdense*.

In this paper, we consider the implications of these observations for the prospects for sparticle detection at the LHC and a LC. ATLAS and CMS have estimated their reaches in inclusive supersymmetry searches for multiple jets and missing transverse energy, as functions of the accumulated and analyzed LHC luminosity, which may be expressed as reaches for gluino and squark masses [2]. These may in turn be converted into the reaches in the $(m_{1/2}, m_0)$ planes for different values of M_{in} . The masses of weakly-interacting sparticles such as sleptons, charginos and neutralinos are determined across these $(m_{1/2}, m_0)$ planes, and hence the ATLAS/CMS reaches may be converted into the corresponding sparticle pair-production thresholds at a generic LC. These converted reaches may be interpreted in at least two ways. If the LHC *does discover* supersymmetry, then one may estimate, within the CMSSM or any given GUT-less model, the *maximum* centre-of-mass energy that would suffice for a LC to make detailed follow-up measurements of at least some sparticles. Conversely, if the LHC *does not discover* supersymmetry within a given physics reach, one can, within the CMSSM or any given GUT-less model, estimate the *minimum* centre-of-mass energy below which a LC would not provide access to any sparticles. In general, because of the ‘squeezing’ of the sparticle mass spectrum as M_{in} *decreases*, for any given LHC physics reach the required LC centre-of-mass energy *increases* correspondingly.

This argument can be carried through whether one disregards the cosmological density of dark matter entirely, or regards it solely as an upper limit on the relic LSP density, or interprets it as a narrow preferred band. In the third case, the prospects for sparticle detection at the LHC recede with the preferred dark matter regions in the $(m_{1/2}, m_0)$ planes as M_{in} decreases. Within the specific preferred dark-matter regions, the relation between the LHC and LC reaches can be made more precise. For example, if the LHC discovers sparticles with 1 fb^{-1} of data, within the CMSSM a centre-of-mass energy of 600 GeV would

suffice for a LC to produce pairs of neutralinos, if they provide the cold dark matter, whereas over 1 TeV might be required in a GUT-less model with $M_{in} > 10^{11.5}$ GeV. These required energies increase to 800 GeV in the CMSSM and 1.4 TeV in GUT-less models with $M_{in} > 10^{11.5}$ GeV if the LHC requires 10 fb^{-1} to discover supersymmetry.

2 Sparticle Masses in GUT-less Models

Before discussing in depth the physics reaches of different colliders, we first discuss the behaviours of some relevant sparticle masses in GUT-less scenarios, starting with the gauginos. Since the leading one-loop renormalization-group evolutions of the gaugino masses $M_a(Q) : a = 1, 2, 3$ are identical with those of the gauge coupling strengths $\alpha_a(Q)$,

$$M_a(Q) = \frac{\alpha_a(Q)}{\alpha_a(M_{in})} m_{1/2}. \quad (1)$$

At the one-loop level, the running gaugino masses therefore track the behaviours of the gauge couplings, and $\alpha_a(Q)/\alpha_a(M_{in}) \rightarrow 1$ as $M_{in} \rightarrow Q$. Since the SU(3) gauge coupling is asymptotically free whereas the SU(2) and U(1) couplings increase with the renormalization scale, it is clear that the running gluino mass at the electroweak scale *decreases* towards $m_{1/2}$ as M_{in} is decreased, whereas the running wino and bino masses *increase* towards $m_{1/2}$ as one approaches M_{in} . At the two-loop level, the renormalizations of the gaugino masses and the gauge couplings are different, but the one-loop effect (Eq. 1) is clearly dominant, as seen in panel (a) of Fig. 1 for the representative case $m_{1/2} = 800 \text{ GeV}$ ¹. As M_{in} decreases, M_3 decreases and $M_{1,2}$ increase towards the input value $m_{1/2} = 800 \text{ GeV}$.

The physical gaugino masses differ from the running masses by threshold corrections at the electroweak scale, of which the most important is that for the gluino mass. At the one-loop level, this correction takes the form

$$m_{\tilde{g}} = M_3(Q) - \text{Re}\Sigma_{\tilde{g}} m_{\tilde{g}}^2, \quad (2)$$

where $\Sigma_{\tilde{g}} m_{\tilde{g}}^2$ incorporates the effects due to gluon-gluino and quark-squark loops [19]. These effects often amount to $\sim 10 \%$, as also shown in panel (a) of Fig. 1 for the representative case $m_{1/2} = 800 \text{ GeV}$, where the one-loop threshold corrections are calculated assuming $m_0 = 1000 \text{ GeV}$, $A_0 = 0$ and $\tan\beta = 10$ at M_{in} . These electroweak threshold corrections are included in our subsequent analysis of the physics reaches of the LHC and ILC.

We also include the leading renormalizations of the sfermion masses. At the one-loop RGE level, the running squark masses may be written as

$$m_{\tilde{q}}^2(Q) = m_0^2(M_{in}) + C_{\tilde{q}}(Q, M_{in}) m_{1/2}^2, \quad (3)$$

where $C_{\tilde{q}}$ is a coefficient that decreases with M_{in} for any fixed $Q < M_{in}$, and vanishes as $M_{in} \rightarrow Q$. Thus, the squark and slepton masses also tend to approach each other and m_0 as M_{in} decreases, *modulo* Yukawa corrections and one-loop electroweak threshold effects, which

¹All of the results presented here include two-loop effects in the RGEs.

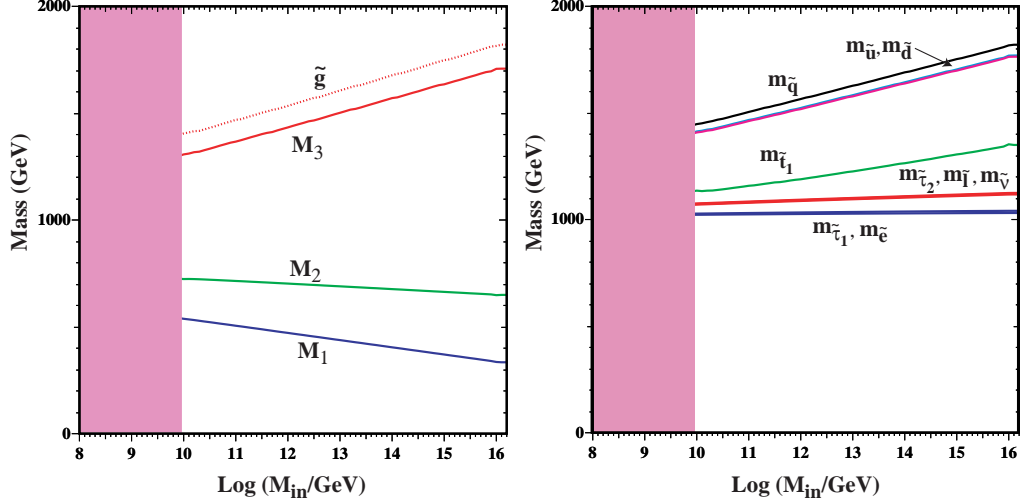


Figure 1: Panel (a) shows the low-energy effective gaugino masses as functions of M_{in} for the point $(m_{1/2}, m_0) = (800, 1000)$ GeV, with $\tan\beta = 10$, $A_0 = 0$, and $\mu > 0$. Panel (b) shows the corresponding dependence on M_{in} of the squark and slepton masses as indicated for the same value of $(m_{1/2}, m_0)$.

we include for stop and sbottom squarks. The dependences of some squark and slepton masses on M_{in} is shown in panel (b) of Fig. 1. Whereas the masses of the left- (\tilde{q}) and right-handed squarks (\tilde{u}, \tilde{d}) of the first two generations do tend to unify with those of the sleptons ($\tilde{l}, \tilde{\nu}, \tilde{e}$) as M_{in} decreases, there are important Yukawa corrections for the lighter stop (\tilde{t}_1) and sbottom (\tilde{b}_1), and smaller corrections for the lighter stau ($\tilde{\tau}_1$).

In preparation for the discussion in the next Section, we display in Fig. 2 the $(m_{1/2}, m_0)$ planes for $\tan\beta = 10$ and $A_0 = 0$, for various different choices of M_{in} : (a) M_{GUT} , (b) $M_{in} = 10^{14}$ GeV, (c) $M_{in} = 10^{13}$ GeV, and (d) $M_{in} = 10^{12.5}$ GeV, respectively. Further $(m_{1/2}, m_0)$ planes for $\tan\beta = 10$, $A_0 = 0$ and (a) $M_{in} = 10^{12}$ GeV, (b) $M_{in} = 10^{11.5}$ GeV, (c) $M_{in} = 10^{11}$ GeV, and (d) $M_{in} = 10^{10}$ GeV, respectively, are shown in Fig. 3. Shaded (brown) regions at small m_0 and large $m_{1/2}$ are excluded because the $\tilde{\tau}_1$ is the LSP whereas shaded (dark pink) regions at large m_0 and small $m_{1/2}$ are excluded because the electroweak vacuum conditions cannot be met. We note that these regions approach each other as M_{in} decreases in the successive panels of Figs. 2 and 3. Only regions to the right of and below the back dashed lines are compatible with the LEP constraint on the lightest chargino mass, and only regions to the right of the red dot-dashed line are compatible with the LEP Higgs mass constraint. The pale pink shaded bands at small $m_{1/2}$ and m_0 are favoured by $g_\mu - 2$ at the one- σ level (dashed lines) and two- σ level (solid lines) if e^+e^- data are used to evaluate the Standard Model contribution.

According to (3), squark mass contours may be represented as approximate quarter-ellipses in the $(m_{1/2}, m_0)$ planes, and we show in each panel as solid (green) lines the contours for $m_{\tilde{d}_R} = 0.5 - 3$ TeV in 0.5 TeV increments. The semimajor axes of the quarter-ellipses are

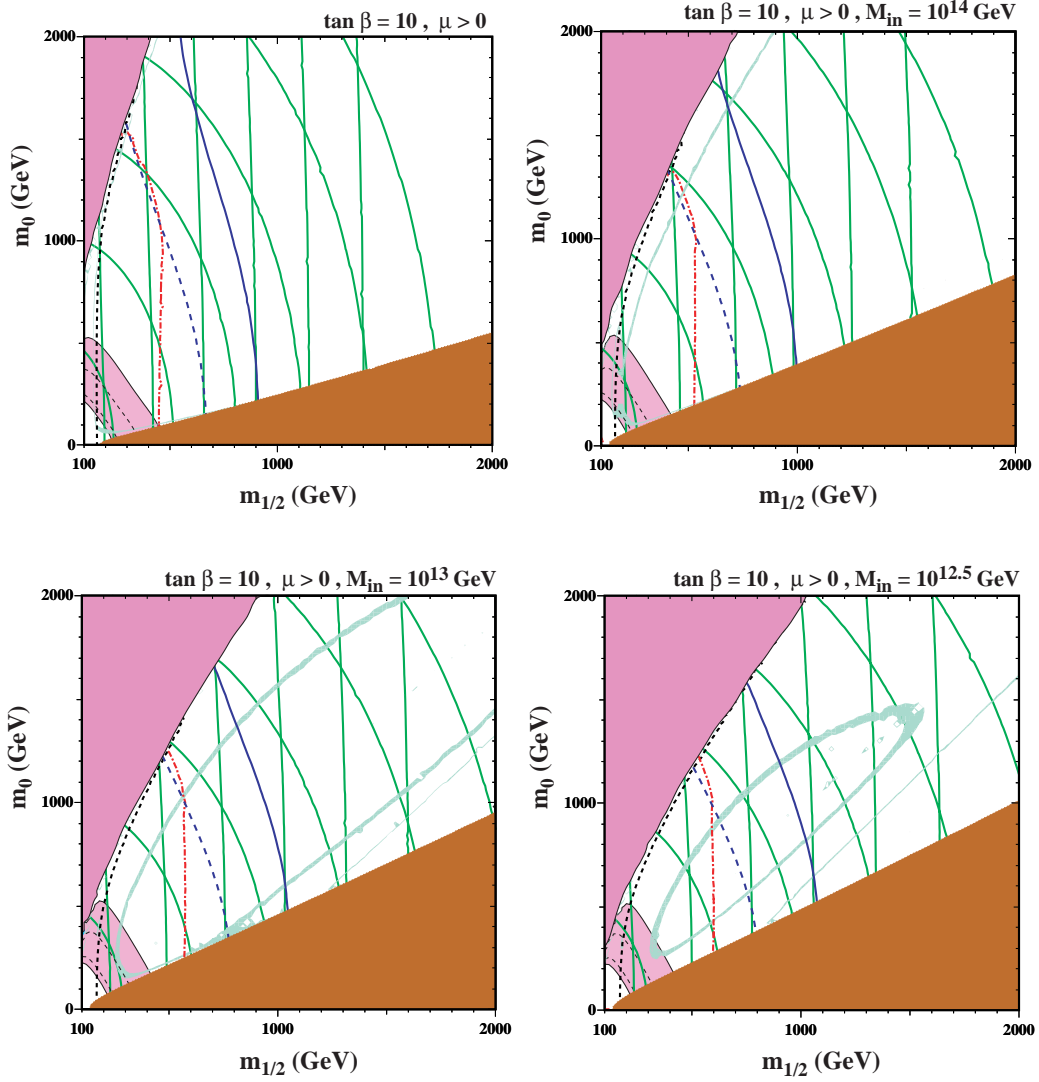


Figure 2: *Examples of $(m_{1/2}, m_0)$ planes with $\tan \beta = 10$ and $A_0 = 0$, and (a) $M_{\text{in}} = M_{\text{GUT}}$, (b) $M_{\text{in}} = 10^{14} \text{ GeV}$, (c) $M_{\text{in}} = 10^{13} \text{ GeV}$, and (d) $M_{\text{in}} = 10^{12.5} \text{ GeV}$. The usual collider and cosmological constraints are displayed as described in the text. In addition, the solid (green) partial ellipses are contours of \tilde{d}_R masses corresponding to masses of 0.5 - 3 TeV, in 0.5 TeV increments, and the near-vertical (green) contours are the analogous gluino mass contours. The solid (dashed) dark blue contours correspond to the approximate sparticle reach with 10 (1.0) fb^{-1} of integrated LHC luminosity, as discussed in the text.*

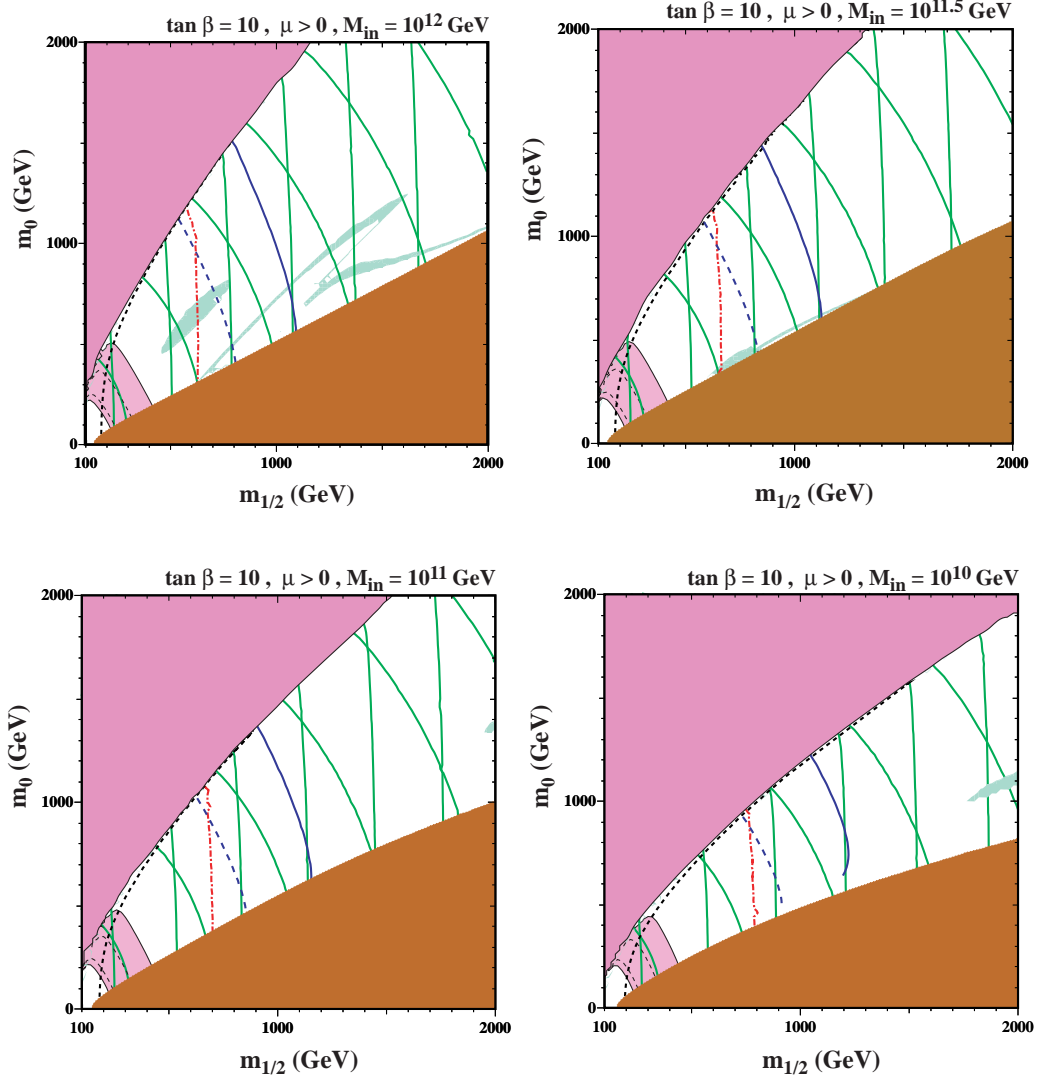


Figure 3: *Further examples of $(m_{1/2}, m_0)$ planes with $\tan \beta = 10$ and $A_0 = 0$, and (a) $M_{in} = 10^{12}$, (b) $M_{in} = 10^{11.5}$ GeV, (c) $M_{in} = 10^{11}$ GeV, and (d) $M_{in} = 10^{10}$ GeV. The notations are the same as in Fig. 2.*

approximately equal to $m_{\tilde{q}}$, and the semiminor axes are approximately equal to $m_{\tilde{q}}^2/C_{\tilde{q}}^2$. Since $C_{\tilde{q}}$ decreases as M_{in} decreases, the semiminor axes of the squark mass contours increase progressively between the panels of Fig. 2 and 3.

We also show as the nearly vertical (green) lines in Figs. 2 and 3 gluino mass contours from 0.5 - 3 TeV in 0.5 TeV increments.

3 LHC Reach for Sparticle Discovery

The discovery potential of ATLAS was examined in [20], and more recently a CMS analysis [2] has provided reach contours in the $(m_0, m_{1/2})$ plane within the CMSSM for $\tan\beta = 10$. These contours represent the total sensitivity to all the dominant processes expected to occur at the LHC. To a good approximation, the contours depend only on $m_{\tilde{q}}$ and $m_{\tilde{g}}$, although processes involving other gauginos and sleptons may become important near the focus-point and coannihilation strips [21]. A full analysis of all the processes involved in the estimation of the reach contours is beyond the scope of this work, so we simply express the reach contours as functions of $m_{\tilde{q}}$ and $m_{\tilde{g}}$, and examine how the approximated reach in the $(m_{1/2}, m_0)$ plane changes as a function of M_{in} .

We start with the 5- σ inclusive supersymmetry discovery contours in the CMSSM for 1.0 and 10 fb^{-1} of integrated LHC luminosity, shown for $\tan\beta = 10$ in Figure 13.5 of Ref. [2]. Since the inclusive reach is expected to be fairly linear above $m_0 = 1.5$ TeV, we extend these contours linearly above $m_0 = 1200$ GeV, then fit the sensitivity with a third-order polynomial in m_0 and $m_{1/2}$ to extend the approximate LHC supersymmetry reach out to $m_0 = 2$ TeV, as shown in Fig. 4. Our fit for the 1 fb^{-1} reach is compared with the CMS reach in Fig. 4. The largest differences between our approximate reach contours and the contours shown in the CMS TDR [2] are ~ 25 GeV for the 10 fb^{-1} contour and ~ 50 GeV for the 1 fb^{-1} contour.

The next step is to change variables from $(m_{1/2}, m_0) \rightarrow (m_{\tilde{g}}, m_{\tilde{q}})$ using (1) and (3). Starting from the contours specified in Fig. 4 as functions of the gluino and squark masses, for each value of M_{in} , we then translate the discovery contours back into the corresponding $(m_{1/2}, m_0)$ plane. Clearly, the contours move as the universality scale M_{in} is lowered and the gluino and squark masses change according to (1) and (3).

The approximate 5- σ discovery potential contours for the LHC with 1.0 and 10 fb^{-1} of integrated luminosity are superposed as dashed (solid) dark blue lines in the $(m_{1/2}, m_0)$ planes for $\tan\beta = 10$, $A_0 = 0$ and different values of M_{in} in Figs. 2 and 3. We recall that the squark and gluino mass contours in the range (500, 3000) GeV in increments of 500 GeV are also shown, and that the squark and gluino contours move to larger $m_{1/2}$ as M_{in} is lowered, resulting in more of the plane being accessible at a given luminosity.

We are unaware of any up-to-date study of the regions of the $(m_{1/2}, m_0)$ plane that could be excluded at the 95 % C.L. by the LHC with a specified integrated luminosity. However,

²Since equation (3) is a 1-loop approximation to the 2-loop RGEs and also contains a small constant term, and the plots have a limited precision due to the 20-GeV step size in $m_{1/2}$ and m_0 , small deviations in the m_0 and $m_{1/2}$ intercepts of the squark mass contours are expected.

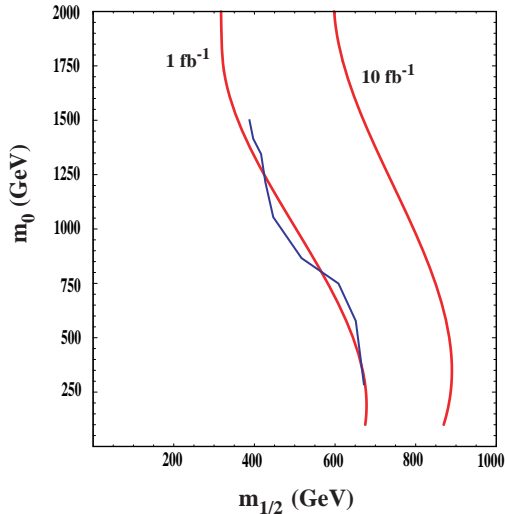


Figure 4: *Approximate LHC supersymmetry reach contours for integrated luminosities of 1 fb^{-1} and 10 fb^{-1} (smooth curves), compared with the expected CMS reach given in the CMS TDR [2] for $\tan \beta = 10$.*

in previous studies the 95 % exclusion reach was similar to the 5- σ discovery with a factor ~ 5 more luminosity. Therefore, we estimate that the ‘discovery’ regions of Figs. 2 and 3 bounded by the (dark blue) dashed and solid lines could, alternatively, be excluded by the LHC with a factor of ~ 5 less luminosity, namely $\sim 0.2(2) \text{ fb}^{-1}$.

4 Impact of the Cold Dark Matter Density Constraint

We now consider the consequences if the relic neutralino LSP density lies within the range

$$0.088 < \Omega_\chi h^2 < 0.12 \quad (4)$$

favoured by WMAP and other astrophysical and cosmological measurements [18]. In Figs. 2 and 3, the corresponding strips of preferred density in the various $(m_{1/2}, m_0)$ planes are shaded (light turquoise). In the case of the CMSSM, shown in panel (a), the coannihilation strip extends up to $(m_{1/2}, m_0) \sim (900, 220) \text{ GeV}$, and it all lies within the LHC supersymmetry discovery reach, which extends to $m_{\tilde{g}} = 2000 \text{ GeV}$ with 10 fb^{-1} of integrated luminosity, also corresponding to $(m_{1/2}, m_0) \sim (900, 220) \text{ GeV}$. Moreover, the underdense region lying between the WMAP coannihilation strip and the boundary of the (brown shaded) charged-LSP region, where $\Omega_\chi h^2 < 0.088$, is also accessible to the LHC. However, the WMAP strip in the focus-point region, and the corresponding underdense region lying between it and the (pink shaded) electroweak symmetry-breaking boundary is only partially accessible to the LHC. For this reason, there is no ‘guarantee’ of finding supersymmetry at the LHC, even within the CMSSM at this value of $\tan \beta$.

Turning now to GUT-less models, the full coannihilation strip and the corresponding underdense region are also fully accessible to the LHC for $M_{in} = 10^{14}$ GeV as the endpoint of the coannihilation strip moves to smaller $m_{1/2}$, as seen in panel (b) of Fig. 2. However, when $M_{in} = 10^{13}$ GeV, as shown in panel (c) of Fig. 2, the coannihilation strip merges into a rapid-annihilation funnel that does not appear in the CMSSM for this value of $\tan\beta = 10$. To its right there is another very narrow WMAP-compatible strip and, at even larger $m_{1/2}$, an overdense region extending (almost) to the boundary of the (brown shaded) forbidden charged-LSP region. Whilst a substantial portion of the $(m_{1/2}, m_0)$ plane will be probed at the LHC, there are now regions of both WMAP-compatible regions (focus-point and coannihilation/funnel) that are inaccessible to the LHC. Moreover, there are now also large underdense regions at large $m_{1/2}$ and m_0 , above the preferred focus-point strip and to the right of the coannihilation strip, that are also inaccessible to the LHC.

When M_{in} is reduced to $10^{12.5}$ GeV, as seen in panel (d) of Fig. 2, the focus-point and coannihilation strips join to form an ‘atoll’. Inside its ‘lagoon’, the relic density is in general too large, whereas the region around the ‘atoll’ is underdense. At larger values of $M_{1/2}$ than the ‘atoll’, there is a narrow strip that is the vestige of the other side of the rapid-annihilation funnel, beyond which the relic density is again too large³. The LHC provides access to a significant fraction of the ‘atoll’ and the surrounding underdense region, but only a small part of the strip beyond the funnel.

When M_{in} is reduced to 10^{12} GeV, as seen in panel (a) of Fig. 3, the ‘atoll’ contracts to a WMAP-compatible ‘island’ centred around $(m_{1/2}, m_0) \sim (600, 700)$ GeV that is completely accessible to the LHC with an integrated luminosity of 10 fb^{-1} . There is also a WMAP-compatible ‘mark of Zorro’ extending to larger $m_{1/2}$ that is only partially accessible to the LHC. Its narrow diagonal is due to the crossing of the hA threshold in LSP annihilations. The large region surrounding the ‘island’ is underdense, and accessible only partially to the LHC. The relic density is too high in the region below the ‘mark of Zorro’, and beyond it falls below the WMAP range.

When M_{in} is further decreased to $10^{11.5}$ GeV, as seen in panel (b) of Fig. 3, the relic density is WMAP-compatible only along a strip close to the boundary of the stau LSP region. The LHC still has some chance of detecting sparticles in the cold dark matter region in this case, since the WMAP-compatible strip starts at $m_{1/2} \sim 600$ GeV.

However, the situation changes dramatically in the case $M_{in} = 10^{11}$ GeV, shown in panel (c) of Fig. 3. In this case, the only WMAP-compatible region is a small ellipsoid at $(m_{1/2}, m_0) \sim (2000, 1100)$ GeV, beyond the reach of the LHC, which is surrounded by an only partially-accessible underdense region of the $(m_{1/2}, m_0)$ plane. The WMAP-compatible region is similar for $M_{in} = 10^{10}$ GeV, as shown in panel (d) of Fig. 3.

We conclude that the prospects for discovering supersymmetry at the LHC in scenarios where the neutralino LSP provides some of the cold dark matter are in general *diminished* in GUT-less scenarios. In particular, the ‘guarantee’ that the LHC would find supersymmetry

³The chain of small ‘islands’ seen within the ‘atoll’ are caused by the s -channel coannihilation of $\chi_1\chi_2$ through heavy Higgs scalars and pseudoscalars, which brings the relic density down into the WMAP range along a very narrow neutralino coannihilation funnel. This is seen as a string of ‘islands’ rather than as a ‘peninsula’ because of the finite resolution of our scan.

if $\tan\beta = 10$, which was valid in the coannihilation region of the CMSSM but not in the focus-point region, is not valid in GUT-less models. Indeed, if $M_{in} < 10^{11.5}$ GeV, the LHC provides access to *none* of the WMAP-preferred region.

5 Sparticle Pair Production at Linear e^+e^- Colliders

In this Section, we examine the sparticle pair production threshold in e^+e^- collisions in light of the above discussion. The area of the $(m_{1/2}, m_0)$ plane accessible to ATLAS and CMS clearly *increases* as the integrated LHC luminosity *increases*, and also (slightly, as we have already noted) as M_{in} *decreases*. Here we ask the following questions⁴: if a signature of new physics is observed at a given luminosity, what is the e^+e^- centre-of-mass energy at which sparticles are *guaranteed* to be pair produced and, conversely, if no sparticles have (yet) been seen at the LHC, what is the e^+e^- centre-of-mass energy at which sparticles are guaranteed *not* to be pair produced? We continue to focus on the case $\tan\beta = 10$ and $A_0 = 0$, since this is the value for which up-to-date LHC discovery contours are available⁵. Also, in the following discussion we focus on $M_{in} \geq 10^{11.5}$ GeV, since the LHC does not provide access to any of the WMAP-preferred region for lower values of M_{in} .

In the scenarios considered here, the LSP is the lightest neutralino χ , so a linear e^+e^- collider will pair-produce sparticles if the centre-of-mass energy $E_{CM} > 2m_\chi$. With sufficient luminosity, the radiative reaction $e^+e^- \rightarrow \chi\chi\gamma$ may be detectable quite close to the pair-production threshold. Failing this, along the coannihilation strip close to the kinematic boundary where $m_\chi = m_{\tilde{\tau}_1}$, one expects only a small mass difference $m_{\tilde{\tau}_1} - m_\chi$, so that the threshold for $e^+e^- \rightarrow \tilde{\tau}_1^+\tilde{\tau}_1^-$ production and detection would lie only slightly above the $e^+e^- \rightarrow \chi\chi$ threshold. Other processes that should be detectable include $e^+e^- \rightarrow \chi\chi_2$ and $e^+e^- \rightarrow \chi^+\chi^-$. In the following, we consider all these processes. We display in Figs. 5 and 6 pair-production thresholds for these different e^+e^- reactions as functions of M_{in} , assuming that the relic density of neutralinos falls within the range $0.088 < \Omega_\chi h^2 < 0.12$ preferred by WMAP and others.

5.1 The CMSSM Case: $M_{in} = M_{GUT}$

We consider first the sparticle production thresholds corresponding to an LHC luminosity of 1.0 fb^{-1} , which are shown in Fig. 5. In the usual GUT-scale CMSSM, the LHC 1.0 fb^{-1} discovery contour crosses a cosmologically-preferred region of the $(m_{1/2}, m_0)$ plane in two places, as one can see from panel (a) of Fig. 2. One crossing occurs in the focus-point region, at approximately $(300, 1530)$ GeV. Here, the lightest neutralino is a mixed state, with $m_{\tilde{\chi}} = 115$ GeV. The other crossing of the 1.0 fb^{-1} LHC contour with a cosmologically-preferred region occurs along the coannihilation strip, which borders the excluded $\tilde{\tau}$ -LSP region at low m_0 . This crossing occurs at $(680, 160)$ GeV. Since $m_{1/2}$ is larger here, the neutralino LSP is correspondingly heavier, with $m_{\tilde{\chi}} = 290$ GeV. We conclude that, if $M_{in} = M_{GUT}$ and

⁴These questions were raised previously in the CMSSM context in [3].

⁵The cosmologically preferred regions in the $(m_{1/2}, m_0)$ planes depend in general on A_0 as well as $\tan\beta$.

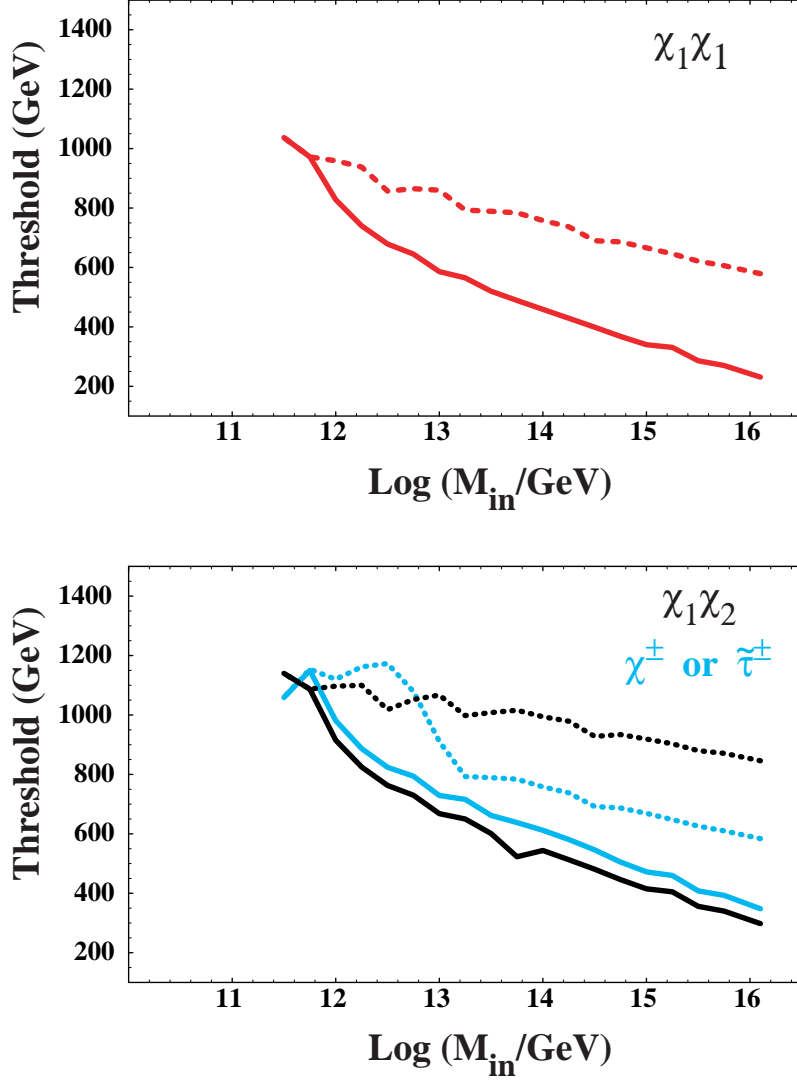


Figure 5: Pair-production e^+e^- thresholds for the lightest neutralinos are shown in panel (a), and the thresholds for charged-particle pair production (light blue) and associated $\chi_0^1\chi_0^2$ production (black) are shown in panel (b). The dashed curves show the e^+e^- centre-of-mass energy required for a ‘guarantee’ that the corresponding sparticles can be produced at a LC, if supersymmetry is discovered at the LHC with 1.0 fb^{-1} of data. The solid lines give the lower limit on the thresholds if the LHC establishes that there is no supersymmetry within this discovery reach. We assume that the cold dark matter density falls within the range favoured by WMAP and that $\tan\beta = 10$ and $A_0 = 0$.

sparticles are discovered at the LHC with 1.0 fb^{-1} of data, then neutralino LSP pairs would definitely be produced at a linear collider with a centre-of-mass energy $E_{cm} = 580 \text{ GeV}$ or more. This threshold is displayed as the starting point at $M_{in} = M_{GUT}$ of the dashed line in the upper panel of Fig. 5. Conversely, if the LHC establishes that supersymmetry does not exist in this 1.0 fb^{-1} discovery region⁶, the LSP must weigh at least 115 GeV , and hence the LC threshold for $\chi\chi$ production must be at least 230 GeV , which is the starting point of the solid line in the upper panel of Fig. 5.

Charginos are also relatively light in the focus-point region, whereas the sfermions are all much heavier⁷. For example, at the point in the focus-point region where the LHC 1.0 fb^{-1} discovery curve crosses the WMAP strip, the chargino (which has a large Higgsino component) weighs 175 GeV , whereas the lighter stau has $m_{\tilde{\tau}_1} = 1520 \text{ GeV}$. The lighter stop and sbottom squarks are somewhat lighter, with $m_{\tilde{t}_1} = 1035 \text{ GeV}$ and $m_{\tilde{b}_1} = 1350 \text{ GeV}$. On the other hand, at the intersection of the LHC 1.0 fb^{-1} discovery curve with the WMAP strip in the coannihilation region, the mass of the lighter stau is very similar to that of the LSP, at $m_{\tilde{\tau}} = 292 \text{ GeV}$. The right-handed selectron and smuon are also light in this case, but most sfermions are considerably heavier with masses in the TeV range: the lighter chargino is gaugino-dominated, with $m_{\tilde{\chi}^\pm} = 555 \text{ GeV}$. The corresponding thresholds for charged-sparticle pair production are displayed as the starting points at $M_{in} = M_{GUT}$ of the lighter (blue) dashed and solid lines in the lower panel of Fig. 5. The dashed line represents the centre-of-mass energy $\sim 585 \text{ GeV}$ that a LC would need for a ‘guarantee’ of producing charged-sparticle pairs if the LHC discovers supersymmetry with 1.0 fb^{-1} , and the solid line represents the lowest centre-of-mass energy $\sim 350 \text{ GeV}$ where they might still appear at a LC even if the LHC excludes this 1.0 fb^{-1} discovery region.

The thresholds for associated $\chi\chi_2$ production are in general intermediate between the $\chi\chi$ and $\chi^+\chi^-$ thresholds, since $m_{\chi_2} \sim m_{\chi^\pm}$. Thus, the starting points at $M_{in} = M_{GUT}$ of the $\chi\chi_2$ threshold lines, shown as the darker (black) lines in the lower panel of Fig. 5, are lower than those for $\chi^+\chi^-$ in the focus-point region ($E_{cm} = 290 \text{ GeV}$, starting point of the solid line) and higher than that for $\tilde{\tau}_1^+\tilde{\tau}_1^-$ production in the coannihilation region ($E_{cm} = 845 \text{ GeV}$, starting point of the dashed line). Again, E_{cm} above the dashed line would ‘guarantee’ $\chi\chi_2$ at a LC if the LHC discovers supersymmetry with 1.0 fb^{-1} , whereas the threshold must lie above the solid line if the LHC in fact excludes the existence of supersymmetry within this discovery region.

In summary: if the LHC discovers sparticles with an integrated luminosity of 1.0 fb^{-1} , a centre-of-mass energy $\sim 600(850) \text{ GeV}$ would be required for a LC to be ‘guaranteed’ to pair-produce LSPs and charged sparticles ($\chi\chi_2$) within the CMSSM framework. On the other hand, within the CMSSM, the corresponding LC thresholds would be $\gtrsim 230$ and 350 (290) GeV if the LHC in fact excludes supersymmetry within the 1.0 fb^{-1} discovery region.

⁶We recall that this conclusion might be possible with an analysis of 0.2 fb^{-1} of integrated luminosity.

⁷This is why this region is disfavoured by the experimental range of $g_\mu - 2$: see the pink shaded region in panel (a) of Fig. 2.

5.2 The GUT-less Case: $M_{in} < M_{GUT}$

As the assumed scale of universality of the soft supersymmetry-breaking parameters is reduced from the supersymmetric GUT scale of $M_{GUT} \sim 2 \times 10^{16}$ GeV, the sparticle masses evolve as exemplified in Fig. 1. Correspondingly, the inclusive LHC sparticle reach in the $(m_{1/2}, m_0)$ plane changes as discussed in Section 3. In addition, the cosmologically-preferred regions in the $(m_{1/2}, m_0)$ plane also move, as described in depth in [15, 16], and as seen in Figs. 2 and 3 and discussed in Section 4. Consequently, the LC thresholds discussed in the previous subsection also change, as seen in Fig. 5, which we now discuss in more detail.

In general, as already discussed, the renormalizations of the sparticle masses are reduced and the sparticle spectrum is correspondingly compressed as M_{in} decreases. As a result, as seen from the dashed line in the upper panel of Fig. 5, the LC centre-of-mass energy corresponding to a given LHC reach generally *increases* as M_{in} *decreases*. As M_{in} varies, the LHC discovery contour may intersect the WMAP-preferred region in more than two places (see, e.g., panel (d) of Fig. 2 for $M_{in} = 10^{12.5}$ GeV), or even in a continuum of points (see, e.g., panel (a) of Fig. 3 for $M_{in} = 10^{12}$ GeV). Here and in the following discussion, the dashed lines always correspond to the largest value that the corresponding threshold can take at any of these points, and the solid lines correspond to the smallest of these values. Thus, the dashed lines represent the E_{cm} above which sparticle production is ‘guaranteed’ at a LC if the LHC discovers supersymmetry with 1 fb^{-1} of data, and the solid lines represent the minimum value that the threshold could have if this region is excluded.

In the upper panel of Fig. 5, the dashed line rises fairly steadily as M_{in} decreases. The slight flattening between $\log M_{in} = 13.3 - 13.7$ is because the LHC discovery reach extends beyond the tip of the coannihilation strip. However, when $M_{in} \lesssim 10^{13.3}$ GeV, the coannihilation strip sprouts a rapid-annihilation funnel (see panel (c) of Fig. 2), and the maximum possible value of m_χ increases again. The irregularities visible in the dashed lines in the lower panel of Fig. 5 have similar origins. For $M_{in} \lesssim 10^{11.8}$ GeV, the LHC discovery contour meets the WMAP-preferred region in just one location (see panel (b) of Fig. 3, and the dashed and solid lines merge, as seen in both panels of Fig. 5. We recall that there is no LHC-accessible region for $M_{in} < 10^{11.5}$ GeV, so both the dashed and solid lines are truncated at this value. In order to ‘guarantee’ pair-production of LSPs, whatever the value of $M_{in} > 10^{11.5}$ GeV, a LC with $E_{cm} > 1040$ GeV would be required if the LHC discovers supersymmetry with 1 fb^{-1} of data. For $M_{in} = 10^{11.5}$ GeV, a similar E_{cm} would be required for a LC to have any chance of producing χ pairs if the LHC actually excluded this 1 fb^{-1} discovery region. However, the solid line shows that smaller E_{cm} might be sufficient if M_{in} is larger.

Analogous effects as M_{in} decreases are seen for charged-sparticle pair production, as shown by the lighter solid and dashed lines in the lower panel of Fig. 5. There is, however, a complication induced by the fact that one should keep in mind several different charged-sparticle masses, principally $m_{\tilde{\tau}_1}$ and m_{χ^\pm} . In general, the light (blue) dashed line represents the upper limit on the lowest charged-sparticle threshold, and the light (blue) solid line represents the lower limit on the lowest charged-sparticle threshold. As in the LSP case shown in the upper panel of Fig. 5, the dashed and solid lines merge when $M_{in} < 10^{12}$ GeV. Overall, in order to ‘guarantee’ charged-sparticle pair production, whatever the value of M_{in} ,

a LC with $E_{cm} > 1180$ GeV would be required.

Finally, we consider the example of associated $\chi\chi_2$ production, shown as the darker (black) solid and dashed lines in the lower panel of Fig. 5. As previously, the threshold required for a ‘guarantee’ tends to increase as M_{in} decreases, and a LC with $E_{cm} > 1140$ GeV would be required to ‘guarantee’ the observability of associated $\chi\chi_2$ production.

5.3 Integrated LHC Luminosity of 10 fb^{-1}

A similar story unfolds for an LHC integrated luminosity of 10 fb^{-1} , as shown in Fig. 6. While the general behaviour of the thresholds as a function of M_{in} is roughly the same, there are two important differences. First, the thresholds are in general larger. In the case of an LHC discovery, the upper limits on the sparticle pair-production thresholds are typically about 30-35 % larger for $M_{in} = M_{GUT}$. However, a second difference is that the coannihilation strip is now contained within the LHC discovery reach for $10^{13.3} \text{ GeV} < M_{in} \leq M_{GUT}$, implying that the corresponding range of $m_{1/2}$ is unrelated to the accessible value of $m_{\tilde{g}}$. This leads to a plateau in the $\chi\chi$ ‘guarantee’ threshold and even a decrease in the $\chi\chi_2$ ‘guarantee’ threshold as M_{in} decreases over this range. In fact, the curves even merge near $M_{in} = 10^{13.3} \text{ GeV}$, where the heaviest $\tilde{\tau}_1$ in the coannihilation strip is lighter than the lightest χ^\pm from the focus point. At this point, the energy required to ‘guarantee’ that charged sparticles are pair produced is the $\chi^+\chi^-$ threshold, which, since the coannihilation strip terminates inside the LHC reach contour, is also the minimum energy at which pair production could be expected if the area inside that contour is excluded.

Looking at the upper limits on the threshold for $\chi\chi$ pair production shown in the upper panel of Fig. 6, we see that the values for $M_{in} = M_{GUT}$ are significantly larger than for the case of 1 fb^{-1} shown in Fig. 5, reflecting the improved physics reach of the LHC with 10 fb^{-1} . A centre-of-mass energy of at least 800 GeV would be required to ‘guarantee’ $\chi\chi$ production for large M_{in} , increasing to 1.4 TeV for $M_{in} \sim 10^{11.5} \text{ GeV}$ (see the dashed red line). Conversely, the absence of supersymmetry within the LHC 10 fb^{-1} discovery region⁸ would imply (see the solid red line) that the LC threshold for $\chi\chi$ production must be at least 450 GeV for $M_{in} = M_{GUT}$, rising to 1.4 TeV for $M_{in} \sim 10^{11.5} \text{ GeV}$.

In the case of charged-sparticle pair production, shown as the lighter lines in the lower panel of Fig. 6, almost the same energy ~ 800 GeV would be required to ‘guarantee’ being above threshold if $M_{in} = M_{GUT}$ (see the dashed light-blue line), whereas a LC with $E_{cm} > 1.6$ TeV would be required to ‘guarantee’ the observability of charged-sparticle pair production, whatever the value of $M_{in} > 10^{11.5} \text{ GeV}$. Conversely, the absence of supersymmetry within the LHC 10 fb^{-1} discovery region would imply (see the solid light-blue line) that the LC threshold for charged-sparticle pair production must be at least 600 GeV for $M_{in} = M_{GUT}$, rising to 1.5 TeV for $M_{in} \sim 10^{11.5} \text{ GeV}$.

Finally, in the case of associated $\chi\chi_2$ production, shown as the darker lines in the lower panel of Fig. 6, the energy required to ‘guarantee’ being above threshold is $\gtrsim 1.1$ TeV for $M_{in} = M_{GUT}$ (see the dashed black line), decreasing somewhat to ~ 950 GeV for $M_{in} \sim 10^{13.5} \text{ GeV}$. On the other hand, the absence of supersymmetry within the LHC

⁸We recall that this is a possible outcome with $\sim 2 \text{ fb}^{-1}$ of analyzed LHC data.

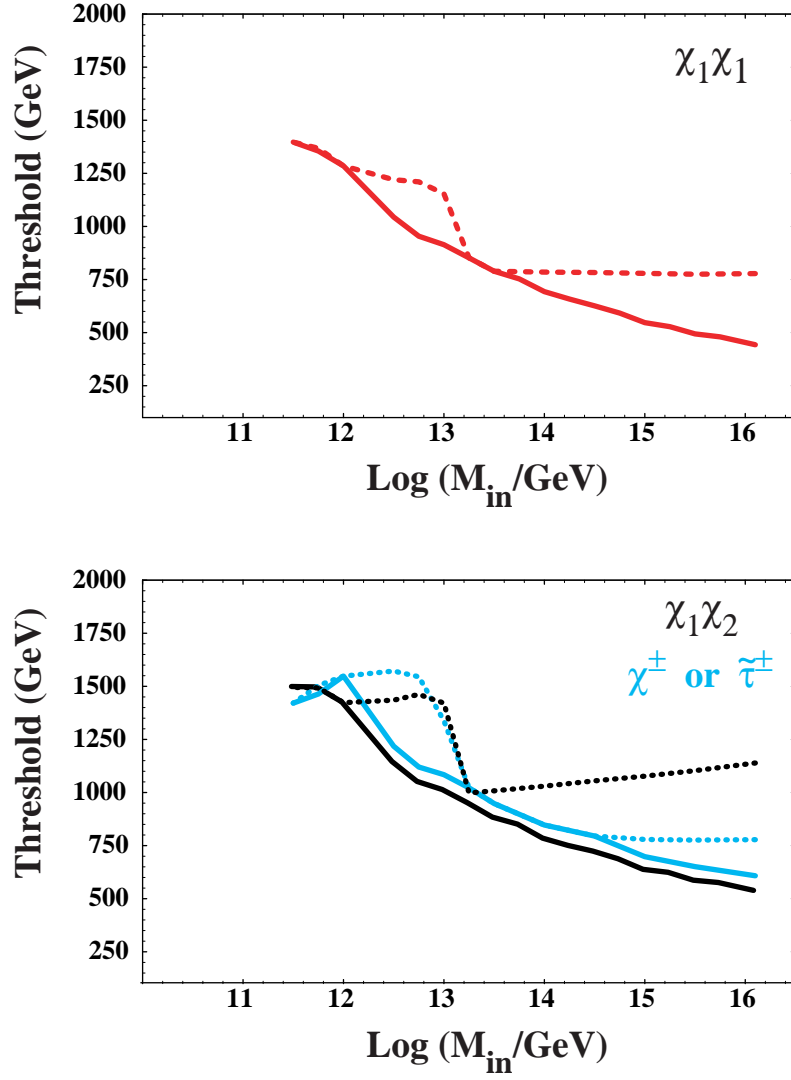


Figure 6: As for Fig. 5, assuming that the LHC discovers supersymmetry with 10 fb^{-1} of data, or excludes it within this discovery reach.

10 fb⁻¹ discovery region would imply (see the solid black line) that the LC threshold for $\chi\chi_2$ pair production must be at least 550 GeV for $M_{in} = M_{GUT}$, rising monotonically to 1.5 TeV for $M_{in} \sim 10^{11.5}$ GeV.

6 Conclusions

We have discussed in the previous Section how much centre-of-mass energy would be required to ‘guarantee’ the observability of sparticle pair production in e^+e^- collisions under various hypotheses for the integrated luminosity required for discovering supersymmetry at the LHC and for different values of the universality scale M_{in} . We have also discussed how corresponding sparticle exclusions at the LHC would set lower limits on the possible thresholds for producing different sparticle pairs at a LC. To conclude, we now consider the capabilities of LCs with various specific proposed centre-of-mass energies.

Even if supersymmetry were to be found at the LHC with 1 fb⁻¹ of integrated luminosity, a LC with $E_{cm} = 0.5$ TeV would not be ‘guaranteed’ to produce $\chi\chi$ pairs or other sparticle pairs. However, even if supersymmetry were to be excluded in the LHC’s 1 fb⁻¹ discovery region, the possibility of observing sparticles at a LC with $E_{cm} = 0.5$ TeV could not be excluded for $M_{in} > 10^{13.5}$ GeV, and such a LC might also pair-produce charged sparticles if $M_{in} > 10^{15}$ GeV and/or produce $\chi\chi_2$ in association if $M_{in} > 10^{14.5}$ GeV. On the other hand, if supersymmetry were not even within the 10 fb⁻¹ discovery reach of the LHC, a LC with $E_{cm} = 0.5$ TeV might be (barely) above the $\chi\chi$ threshold only if $M_{in} \gtrsim 10^{15.5}$ GeV, and there would be no likelihood of charged-sparticle or $\chi\chi_2$ production.

A LC with $E_{cm} = 1$ TeV would be ‘guaranteed’, if supersymmetry were to be found at the LHC with 1 fb⁻¹ of integrated luminosity, to produce $\chi\chi$ pairs in any GUT-less scenario with $M_{in} > 10^{12}$ GeV. Analogous ‘guarantees’ for charged-sparticle pair production or associated $\chi\chi_2$ production could be given only for $M_{in} > 10^{13}(10^{14})$ GeV, respectively. On the other hand, if supersymmetry were not even within the 10 fb⁻¹ discovery reach of the LHC, it might still be possible to find $\chi\chi$ (charged-sparticle pairs) ($\chi\chi_2$) at a LC if $M_{in} > 10^{12.5}(10^{13.3})(10^{13})$ GeV.

Finally, even if the LHC would require 10 fb⁻¹ to discover supersymmetry, a LC with $E_{cm} = 1.5$ TeV would be ‘guaranteed’ to produce $\chi\chi$ and $\chi\chi_2$ pairs in all the allowed WMAP-compatible scenarios, and charged-sparticle pair production would be ‘guaranteed’ for all except a small range of M_{in} between 10^{12} and 10^{13} GeV. Hence, a LC with $E_{cm} = 1.5$ TeV would be well matched to the physics reach of the LHC with this luminosity, whereas a LC with a lower E_{cm} might well be unable to follow up on a discovery of supersymmetry at the LHC. However, as already mentioned, even in the absence of any ‘guarantee’, it could still be that the LHC discovers supersymmetry at some mass scale well below the limit of its sensitivity with 10 fb⁻¹ of integrated luminosity, in which case a lower-energy LC might still have interesting capabilities to follow up on a discovery of supersymmetry at the LHC.

It is clear that the physics discoveries of the LHC will be crucial for the scientific prospects of any future LC. Supersymmetry is just one of the scenarios whose prospects at a LC may depend on what is found at the LHC. Even within the supersymmetric framework, there are many variants that should be considered. Even if R parity is conserved, the LSP might

not be the lightest neutralino. Even if it is, the relevant supersymmetric model may not be minimal. Even if it is the MSSM, supersymmetry breaking may not be universal. Even if it is, the universality scale may not be the same for gauginos and sfermions. Nevertheless, we hope that study serves a useful purpose in highlighting some of the issues that may arise in guessing the LC physics prospects on the basis of LHC physics results.

Acknowledgments

We would like to thank Dan Tovey and Maria Spiropulu for useful conversations and information. The work of K.A.O. and P.S. was supported in part by DOE grant DE-FG02-94ER-40823.

References

- [1] ATLAS Collaboration, *Detector and Physics Performance Technical Design Report*, CERN/LHCC/99-15 (1999), see: <http://atlasinfo.cern.ch/Atlas/GROUPS/PHYSICS/TDR/access.html> ; M. Schumacher, *Czech. J. Phys.* **54** (2004) A103; arXiv:hep-ph/0410112; S. Abdullin *et al.*, *Eur. Phys. J. C* **39S2** (2005) 41.
- [2] The CMS Collaboration, *CMS Physics Technical Design Report. Volume II: Physics Performance*, CERN/LHCC 2006-021, CMS TDR 8.2 (2006), see: <http://cmsdoc.cern.ch/cms/cpt/tdr/> .
- [3] J.-J. Blaising, A. De Roeck, J. Ellis, F. Gianotti, P. Janot, G. Rolandi, and D. Schlatter, *Potential LHC Contributions to Europe's Future Strategy at the High Energy Frontier*; J. Ellis, arXiv:hep-ph/0611237.
- [4] J. Aguilar-Saavedra *et al.*, TESLA TDR Part 3: *Physics at an e^+e^- Linear Collider*, arXiv:hep-ph/0106315, see: <http://tesla.desy.de/tdr/> ; T. Abe *et al.* [American Linear Collider Working Group Collaboration], *Resource book for Snowmass 2001*, arXiv:hep-ex/0106055; K. Abe *et al.* [ACFA Linear Collider Working Group Collaboration], arXiv:hep-ph/0109166. S. Heinemeyer *et al.*, arXiv:hep-ph/0511332.
- [5] H. Goldberg, *Phys. Rev. Lett.* **50** (1983) 1419; J. Ellis, J. Hagelin, D. Nanopoulos, K. Olive and M. Srednicki, *Nucl. Phys. B* **238** (1984) 453.
- [6] H. Nilles, *Phys. Rept.* **110** (1984) 1; H. Haber and G. Kane, *Phys. Rept.* **117** (1985) 75; R. Barbieri, *Riv. Nuovo Cim.* **11** (1988) 1.
- [7] H. Baer, C. Balazs, A. Belyaev, T. Krupovnickas and X. Tata, *JHEP* **0306** (2003) 054 [arXiv:hep-ph/0304303].

- [8] M. Drees and M. M. Nojiri, *Phys. Rev. D* **47** (1993) 376 [arXiv:hep-ph/9207234]; H. Baer and M. Brhlik, *Phys. Rev. D* **53** (1996) 597 [arXiv:hep-ph/9508321]; *Phys. Rev. D* **57** (1998) 567 [arXiv:hep-ph/9706509]; H. Baer, M. Brhlik, M. A. Diaz, J. Ferrandis, P. Mercadante, P. Quintana and X. Tata, *Phys. Rev. D* **63** (2001) 015007 [arXiv:hep-ph/0005027]; A. B. Lahanas, D. V. Nanopoulos and V. C. Spanos, *Mod. Phys. Lett. A* **16** (2001) 1229 [arXiv:hep-ph/0009065].
- [9] J. R. Ellis, T. Falk, K. A. Olive and M. Schmitt, *Phys. Lett. B* **388** (1996) 97 [arXiv:hep-ph/9607292]; *Phys. Lett. B* **413** (1997) 355 [arXiv:hep-ph/9705444]; J. R. Ellis, T. Falk, G. Ganis, K. A. Olive and M. Schmitt, *Phys. Rev. D* **58** (1998) 095002 [arXiv:hep-ph/9801445]; V. D. Barger and C. Kao, *Phys. Rev. D* **57** (1998) 3131 [arXiv:hep-ph/9704403]; J. R. Ellis, T. Falk, G. Ganis and K. A. Olive, *Phys. Rev. D* **62** (2000) 075010 [arXiv:hep-ph/0004169]; V. D. Barger and C. Kao, *Phys. Lett. B* **518** (2001) 117 [arXiv:hep-ph/0106189]; L. Roszkowski, R. Ruiz de Austri and T. Nihei, *JHEP* **0108** (2001) 024 [arXiv:hep-ph/0106334]; A. B. Lahanas and V. C. Spanos, *Eur. Phys. J. C* **23** (2002) 185 [arXiv:hep-ph/0106345]; A. Djouadi, M. Drees and J. L. Kneur, *JHEP* **0108** (2001) 055 [arXiv:hep-ph/0107316]; U. Chattopadhyay, A. Corsetti and P. Nath, *Phys. Rev. D* **66** (2002) 035003 [arXiv:hep-ph/0201001]; J. R. Ellis, K. A. Olive and Y. Santoso, *New Jour. Phys.* **4** (2002) 32 [arXiv:hep-ph/0202110]; H. Baer, C. Balazs, A. Belyaev, J. K. Mizukoshi, X. Tata and Y. Wang, *JHEP* **0207** (2002) 050 [arXiv:hep-ph/0205325]; R. Arnowitt and B. Dutta, arXiv:hep-ph/0211417.
- [10] J. R. Ellis, T. Falk, G. Ganis, K. A. Olive and M. Srednicki, *Phys. Lett. B* **510** (2001) 236 [arXiv:hep-ph/0102098].
- [11] J. R. Ellis, K. A. Olive, Y. Santoso and V. C. Spanos, *Phys. Lett. B* **565** (2003) 176 [arXiv:hep-ph/0303043].
- [12] H. Baer and C. Balazs, arXiv:hep-ph/0303114; A. B. Lahanas and D. V. Nanopoulos, arXiv:hep-ph/0303130; U. Chattopadhyay, A. Corsetti and P. Nath, arXiv:hep-ph/0303201; C. Munoz, hep-ph/0309346.
- [13] M. Olechowski and S. Pokorski, *Phys. Lett. B* **344**, 201 (1995) [arXiv:hep-ph/9407404]; V. Berezhinsky, A. Bottino, J. Ellis, N. Fornengo, G. Mignola and S. Scopel, *Astropart. Phys.* **5** (1996) 1, hep-ph/9508249; M. Drees, M. Nojiri, D. Roy and Y. Yamada, *Phys. Rev. D* **56** (1997) 276, [Erratum-ibid. *D* **64** (1997) 039901], hep-ph/9701219; M. Drees, Y. Kim, M. Nojiri, D. Toya, K. Hasuko and T. Kobayashi, *Phys. Rev. D* **63** (2001) 035008, hep-ph/0007202; P. Nath and R. Arnowitt, *Phys. Rev. D* **56** (1997) 2820, hep-ph/9701301; J. R. Ellis, T. Falk, G. Ganis, K. A. Olive and M. Schmitt, *Phys. Rev. D* **58** (1998) 095002 [arXiv:hep-ph/9801445]; J. R. Ellis, T. Falk, G. Ganis and K. A. Olive, *Phys. Rev. D* **62** (2000) 075010 [arXiv:hep-ph/0004169]; A. Bottino, F. Donato, N. Fornengo and S. Scopel, *Phys. Rev. D* **63** (2001) 125003, hep-ph/0010203; S. Profumo, *Phys. Rev. D* **68** (2003) 015006, hep-ph/0304071; D. Cerdeno and C. Munoz, *JHEP* **0410** (2004) 015, hep-ph/0405057; H. Baer, A. Mustafayev, S. Profumo, A. Belyaev and X. Tata, *JHEP* **0507** (2005) 065, hep-ph/0504001.

- [14] J. Ellis, K. Olive and Y. Santoso, Phys. Lett. B **539**, 107 (2002) [arXiv:hep-ph/0204192]; J. R. Ellis, T. Falk, K. A. Olive and Y. Santoso, Nucl. Phys. B **652**, 259 (2003) [arXiv:hep-ph/0210205].
- [15] J. Ellis, K. A. Olive, and P. Sandick, Phys. Lett. B **642** (2006) 389.
- [16] J. Ellis, K. A. Olive, and P. Sandick, JHEP **06** (2007) 079.
- [17] K. Choi, K. S. Jeong and K. i. Okumura, JHEP **0509** (2005) 039 [arXiv:hep-ph/0504037]; M. Endo, M. Yamaguchi and K. Yoshioka, Phys. Rev. D **72** (2005) 015004 [arXiv:hep-ph/0504036]; A. Falkowski, O. Lebedev and Y. Mambrini, JHEP **0511** (2005) 034 [arXiv:hep-ph/0507110]; R. Kitano and Y. Nomura, Phys. Lett. B **631** (2005) 58 [arXiv:hep-ph/0509039]; R. Kitano and Y. Nomura, Phys. Rev. D **73** (2006) 095004 [arXiv:hep-ph/0602096]; A. Pierce and J. Thaler, JHEP **0609** (2006) 017 [arXiv:hep-ph/0604192]; K. Kawagoe and M. M. Nojiri, [arXiv:hep-ph/0606104]; H. Baer, E.-K. Park, X. Tata and T. T. Wang, JHEP **0608** (2006) 041 [arXiv:hep-ph/0604253]; K. Choi, K. Y. Lee, Y. Shimizu, Y. G. Kim and K. i. Okumura, JCAP **0612** (2006) 017 [arXiv:hep-ph/0609132]; O. Lebedev, V. Lowen, Y. Mambrini, H. P. Nilles and M. Ratz, JHEP **0702** (2007) 063 [arXiv:hep-ph/0612035].
- [18] D. N. Spergel *et al.*, [arXiv:astro-ph/0603449].
- [19] D. M. Pierce, J. A. Bagger, K. T. Matchev and R. j. Zhang, Nucl. Phys. B **491**, 3 (1997) [arXiv:hep-ph/9606211].
- [20] D. Tovey, Eur. Phys. J. direct C **4** CN4 (2002).
- [21] D. Tovey, private communication.
- [22] J. Brau *et al.*, *International Linear Collider reference design report. 1: Executive summary. 2: Physics at the ILC. 3: Accelerator. 4: Detectors*, SLAC-R-857 (2007).