

The diffuse GeV-TeV γ -ray emission of the Cygnus region

X. J. Bi¹, T. L. Chen^{2,3}, Y. Wang¹, and Q. Yuan^{1,3}

¹ Key Laboratory of Particle Astrophysics, Institute of High Energy Physics, Chinese Academy of Sciences, Beijing 100049, P. R. China

² Physics Department of Science School, Tibet University, Lhasa 850000, P. R. China

³ The Key Laboratory of Cosmic Rays, Ministry of Education, Lhasa 850000, P. R. China

Received / Accepted

ABSTRACT

Aims. The Milagro's observation shows that there is a strong diffuse multi-TeV γ -ray excess in the Cygnus region compared with the background estimated by GALPROP. While the GeV observation by EGRET shows no significant excess in this region (except the “GeV excess”). It indicates that there exists high energy cosmic ray population to generate the very high energy γ -rays. We try to build theoretical models to account for this very high energy γ -ray emission from GeV to multi-TeV energy range in the Cygnus region.

Methods. A diffuse source term of cosmic rays (either proton or electron), together with the background contribution from the average Galactic cosmic rays, is used to reproduce both the EGRET observational data in GeV energy range and the Milagro data in TeV range. The background is calculated using GALPROP. A dark matter contribution is introduced to account for the “GeV excess” problem of EGRET data. The neutrino emission associated with the hadronic interaction or the hard X-ray synchrotron radiation associated with the leptonic model is discussed as a discrimination of these scenarios.

Results. We find that both the hadronic and leptonic models can account for the current observational data. The further measurement of γ -rays to several hundred GeV by GLAST or the neutrino detection is expected to be helpful in understanding the diffuse emission mechanism of this region.

Key words. diffuse γ -rays, Cygnus region, theoretical models, neutrino

1. Introduction

The Galactic diffuse γ -ray emission provides important information to understand the origin and propagation of Galactic cosmic rays (GCRs) (Strong et al. 2000, 2004b). In general the emission mechanisms of the high energy γ -rays are thought to be of three types: decay of neutral pion produced by hadronic interaction between cosmic ray (CR) proton and interstellar medium (ISM); inverse Compton (IC) scattering between CR electron and interstellar radiation field (ISRF); and the bremsstrahlung radiation by interaction between CR electron and ISM. Dark matter (DM) annihilation is also thought to be possible to contribute to the diffuse γ -rays (de Boer et al. 2005; Bi et al. 2006).

The Cygnus region, defined as $65^\circ < l < 85^\circ$ and $-3^\circ < b < 3^\circ$, is of great interest for its complicated astrophysical environment and the richness of various astrophysical sources. It is known for a long time that this region contains a great deal of molecular clouds and was one of the richest star formation region in the Galaxy (Dobashi et al. 1996; Schneider et al. 2006). The observations in radio (Piddington & Minnett 1952), infrared (Knödseder 2000; Comerón et al. 2002; Hanson 2003), optical (Dickel et al. 1969), X-ray (Giacconi et al. 1967) and γ -ray (Chen et al. 1996) found many interesting sources in this region. Recently the ground-based very high energy γ -ray observation even found TeV sources in the Cygnus

region (Aharonian et al. 2002; Abdo et al. 2007). The TeV γ -ray emission means the existence of high energy CR accelerators. The Milagro's observation also discovered diffuse TeV γ -ray emission in the extended Cygnus region. It shows strong excess compared with the background emission predicted by GALPROP (either conventional or optimized model, Abdo et al. (2007)). While the \sim GeV band measurement by EGRET does not show significant excess (Hunter et al. 1997; Abdo et al. 2007) to the nearby regions. Possible explanations of this diffuse high energy γ -ray emission include unidentified TeV sources, diffuse proton or electron population (Abdo et al. 2007). If this γ -ray emission is indeed “diffuse”, i.e., generated by CR interaction extended in a majority of the region, the CR population needs to be harder than the Galactic average one in order not to exceed the EGRET data. And this CR source should be local to the Cygnus region.

In this paper we try to introduce such a diffuse CR population in the Cygnus region, together with the average GCRs to reproduce the diffuse γ -ray emission of both the EGRET and Milagro observations. The GCR background γ -ray emission is calculated using the conventional GALPROP model (Strong et al. 2004b). Both a hadronic model with a proton source and a leptonic one with an electron source are considered. The associated neutrino emission for the hadronic model and synchrotron radiation for the leptonic model are studied as prediction or constraint of the models. This paper is organized as following: in Sec.2 we give the γ -ray background predicted by GALPROP and

state the discrepancy between Milagro’s observation and the model prediction; in Secs.3 and 4 the models including the CR sources are discussed in detail and possible observational effects by future neutrino telescope and Hard X-ray detector are given; finally in Sec.5 the conclusion is drawn.

2. GCR background

The GCRs are propagated diffusively in the Galactic magnetic field (see e.g., Gaisser (1990)). The interactions between CR particles and the ISM nuclei, ISRF can generate the diffuse γ -ray background during the propagation process. A numerical solution of the diffusion equation, including the interactions on the propagation path, is developed by Strong & Moskalenko (1998) as the GALPROP model. The realistic distributions of ISM and ISRF, and the general treatment of relevant physical processes such as convection and reacceleration, make GALPROP the best model to describe the propagation of GCRs at present.

The conventional GALPROP model is adopted to calculate the propagation of GCRs. And then the propagated distributions of GCRs are used to calculate the γ -ray emission through the three processes: neutral pion decay, IC scattering and bremsstrahlung radiation (Strong et al. 2004b). There is also an extra Galactic (EG) component, which is thought to be an isotropic term and can be fitted from the observational data (Sreekumar et al. 1998; Strong et al. 2004a). The calculated background results are shown in Fig.1. The EGRET data are adopted from the diffuse sky maps with the point sources from 3EG catalog (Hartman et al. 1999) excluded (Cillis & Hartman 2005). It is seen from this figure that the GALPROP prediction matches well with the low energy measurements of EGRET data (except the “GeV excess”). While for the TeV data of Milagro, it shows a remarkable under-estimation. Even the optimized model with higher interstellar CR normalization can still not contribute to this “TeV excess” (Abdo et al. 2007). The excess relative to the nearby sky areas indicates that this is a feature connected with the specific property of the Cygnus region. Also the local high density of ISM or ISRF in the Cygnus region can not account for the TeV emission without violating the GeV observations, since it just makes the curves shift upwards. It seems that another γ -ray component with harder spectrum is necessary to coincide with the Milagro data.

3. Hadronic model

The Cygnus region is rich in potential CR accelerators such as the Wolf-Rayet stars (van der Hucht 2001), OB associations (Bochkarev & Sitnik 1985) and supernova remnants (SNRs; Green (2004)). We assume a (or some) proton accelerating source(s) to be existing in this region. If the age of the source is not very old (e.g., $10^6 \sim 10^7$ yr, for typical diffuse coefficient $D \sim 10^{28} \text{ cm}^2 \text{ s}^{-1}$, the propagation length after this time is about several hundred pc), it is possible that this proton population can distribute diffusively in the Cygnus region. The spectrum of the proton source can be harder than the propagated average GCR spectrum because there are no escape effect and less energy loss. For simplicity, we assume a unified proton source term with differential energy distribution $d\phi_p/dE_p \propto E_p^{-\alpha_p} \exp(-E_p/E_p^c)$ in the whole Cygnus region. The spectrum index α_p is empirically

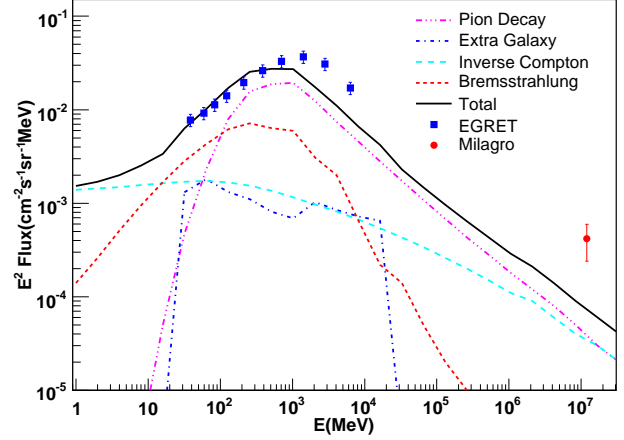


Fig. 1. The GCR background γ -rays predicted by the conventional GALPROP model compared with the observational data from EGRET (Cillis & Hartman 2005) and Milagro (Abdo et al. 2007).

adopted as 2.3, which is harder than the propagated average one ~ 2.7 . The cut-off energy E_p^c is due to the acceleration limit of the source. For SN blast shock it is known to be $10^5 \sim 10^6$ GeV for protons (Berezhko 1996). The shock acceleration by stellar winds of red giants and Wolf-Rayet stars gives 10^7 GeV (Voelk & Biermann 1988). The ensemble shocks of OB association can even give the maximum energy about 10^8 GeV (Bykov & Toptygin 1990). Here we adopt the cut-off energy to be $10^6 \sim 10^7$ GeV. Such a cut-off seems not to affect the predicted results of γ -rays of the energy ~ 10 TeV. But as will be seen below it will affect the observable high energy neutrino flux. The normalization of the CR proton density is tuned to be consistent with the high energy observations by Milagro, under the assumptions that the gas density is about 5 cm^{-3} in the Cygnus region and the line-of-sight scale of this region is about 0.5 kpc. The γ -ray spectrum is shown in Fig.2. A DM annihilation component with DM particle mass about 50 GeV is added to fill the “GeV excess” (de Boer et al. 2005; Bi et al. 2006). It is shown that this scenario is in good consistent with the observations, not only in TeV band by Milagro but also in GeV band by EGRET. The high energy behavior of the γ -rays is dominated by the proton source population, so precise measurements of the high energy spectrum (from scores of GeV to hundreds of TeV) will be helpful to determine the slope of the source term. By assuming the distance between the Cygnus region and the Earth is about 1 kpc, the total energy of the proton source is estimated as $W(> 1 \text{ GeV}) \sim 2 \times 10^{50} \text{ erg}$, which is consistent with the energy gain of CRs from a typical SNR.

For inelastic $p-p$ collision, the pion mesons π^+ , π^- and π^0 are generated with almost equal numbers (Gaisser 1990). γ -rays are produced through the decay of π^0 mesons. The decay of π^\pm will lead to neutrino emission. In general the initial neutrino flavor ratio is $\nu_e : \nu_\mu : \nu_\tau = 1 : 2 : 0$. Because of the oscillations of neutrinos during the propagation process from the source to us, the flavor ratio becomes $\nu_e : \nu_\mu : \nu_\tau = 1 : 1 : 1$. The ratio between the total number of neutrinos and γ -ray photons is 3 : 1. The typical

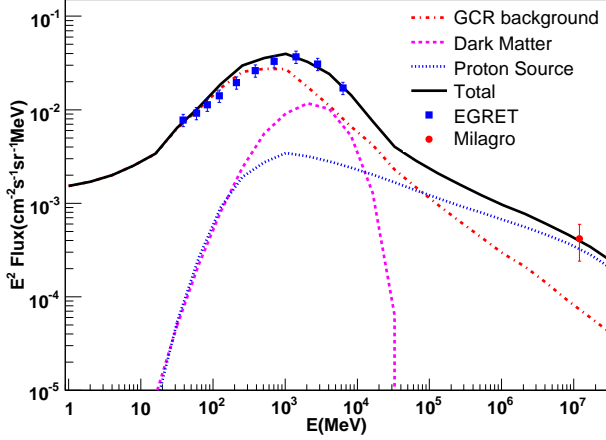


Fig. 2. The energy spectrum of diffuse γ -rays predicted by a hadronic source term together with the background.

energy of neutrinos is $\sim 1/2$ of the γ photons, so we have (Beacom & Kistler 2007)

$$\frac{d\phi_\nu}{dE_\nu} = 2 \frac{d\phi_\gamma}{dE_\gamma}, \quad (1)$$

for each kind of neutrinos. In Fig.3 we show the cumulative muon flux induced by $\nu_\mu + \bar{\nu}_\mu$ on a km^3 detector like IceCube for one-year observation. The muon flux including both the containing events (muon is generated in the detector) and the through-going events (muon is generated outside the detector and propagates into the detector volume) is calculated following the method of Kistler & Beacom (2006). The absorption to the neutrino by the Earth along the direction of Cygnus region (R.A. $\sim 20^h$, Dec. $\sim 40^\circ$) is taken into account. This absorption effect is known to be significant for neutrino energy greater than $\sim 10\text{TeV}$ (Lipari 2006). Also shown is the background induced by the atmospheric neutrino $\nu_\mu + \bar{\nu}_\mu$ in a 102deg^2 sky region, with two $3^\circ \times 3^\circ$ areas around the two TeV sources TeV J2021+4130 (Aharonian et al. 2002) and MGRO J2019+37 (Abdo et al. 2007) excluded. The atmospheric neutrino flux is adopted from Honda et al. (2007), with the zenith angle $\cos\theta_z \sim 0.6 - 0.7$ (the zenith angle of Cygnus region relative to the detector at the South pole is about 130° , i.e., the neutrinos are up-going, and there is a mirror symmetry between the up-going and down-going atmospheric neutrinos. So it is equivalent to the atmospheric neutrino at direction with zenith angle $\sim 50^\circ$; Honda et al. (2007)). It can be seen from this figure that if the cut-off energy of protons is high enough (e.g., 10PeV), the neutrino induced muon is observable over the atmospheric background for energy $> 10\text{TeV}$. For a 15-year observation of IceCube, we estimate the significance $\sim 3\sigma$ for an energy threshold 10TeV . For the cut-off energy of proton source of 1PeV as shown by the dot-dashed line, the signal is dominated by the atmospheric background and is almost invisible. The neutrino from GCR protons interact with ISM is not shown here for its low flux. From Fig.1 it can be seen that the γ -ray flux at $\sim 10\text{TeV}$ is lower for about one order of magnitude than the observational value, and hence it is dominated by the proton source term. Therefore the associated neutrino will be also dominated by the one from the proton source

population. It can also be noted that the diffuse γ -ray emission is not uniformly distributed in the Cygnus region, but concentrates in some areas. So the atmospheric background will be lower if proper observational region is adopted, and the signal will be more remarkable.

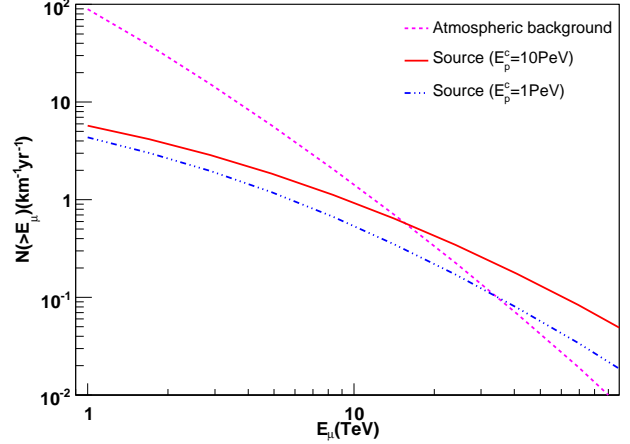


Fig. 3. The cumulative muon events induced by neutrino on IceCube for one-year observation.

4. Leptonic model

A high energy electron population similar with the hadronic one is also able to produce the TeV γ -rays through IC scattering (Aharonian et al. 2006). Similar with the hadronic model, an electron source population with differential energy spectrum $d\phi_e/dE_e \propto E_e^{-\alpha_e} \exp(-E_e/E_e^c)$ is introduced to account for the TeV γ -ray emission. The spectral index is experientially adopted as $\alpha_e = 2.6$, which is harder than the propagated average Galactic electron spectrum ~ 3.3 . α_e might be softer than the one near the accelerating source (e.g., 2.1 as expected from the 1st order Fermi acceleration, Gaisser (1990)) due to the fast energy loss of electrons. It is known that the γ -ray spectrum generated by power-law electron through IC scattering off a black-body radiation field such as CMB is still a power-law distribution with slope $\sim (\alpha_e + 1)/2$ (Funk et al. 2007). So precise measurement of the high energy γ -ray spectrum is expected to determine the behavior of the electron population. For energy lower than 4GeV we adopted a flat spectrum with $\alpha_e = 1.5$ as done in GALPROP, in order that the low energy contribution to the γ -rays through bremsstrahlung radiation decreases and does not exceed the EGRET data. The target ISRF field is adopted as the combination of three components: CMB, infrared from dust and optical from stars (Porter 2005). The predicted γ -ray spectrum is shown in Fig.4. Same as Fig. 2, it is also in good agreement with the observations. As can be seen, the contribution to the TeV γ -rays is dominated by the IC component. The total energy of this electron source is estimated as $W(> 1\text{GeV}) \sim 10^{49}\text{erg}$, under the assumption that the average distance of the Cygnus region to the Earth is 1kpc .

It is expected that such a high energy electron population will generate low energy synchrotron radiation by

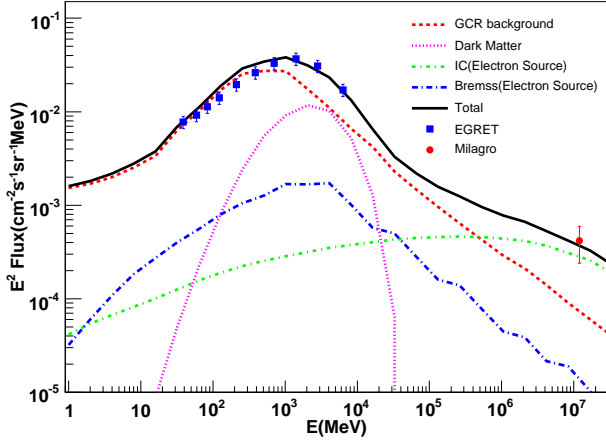


Fig. 4. The same as Fig.2, but for a leptonic source term.

the whirling in the interstellar magnetic field. We show the prediction of synchrotron radiation in Fig.5 for the magnetic field $B = 1, 3$ and $10\mu\text{G}$ respectively. The synchrotron spectrum is $\sim (\alpha_e + 1)/2 = 1.8$, which is significantly different from the one by average GCR electrons, as shown in Fig.5. The soft X-ray background (SXRb) from ROSAT All-Sky Survey (RASS, Snowden et al. (1997)) in the Cygnus region is also shown in this figure as an upper limit of the synchrotron radiation. It is shown that even for the magnetic field $10\mu\text{G}$ the predicted synchrotron radiation in the soft X-ray band is still overwhelmed by the background. We note that, however, the peak of the synchrotron radiation is in the hard X-ray band (\sim hundred keV) if the electron source has an energy cut $> 1\text{PeV}$. It is thought to be less background level in hard X-ray band, and may be detectable by the future satellite Hard X-ray Modulation Telescope (HXMT; Wu et al. (2002); Li et al. (2006)). HXMT is a space satellite with high sensitivity and a field of view $5.7^\circ \times 5.7^\circ$, which is devoted to performing a hard X-ray all-sky imaging survey. The wide field of view and high sensitivity make it possible to detect the diffuse emission like the Cygnus region. We show the sensitivity curve of HXMT for the fix-direction observation of diffuse emission in Fig.5. If the astrophysical background in hard X-ray band is not too high, the diffuse emission in Cygnus region is possible to be detected. It is also possible that electrons can not easily to get such high energies due to fast energy loss through synchrotron radiation. We show that if $E_e^c \geq 100\text{TeV}$, the predicted γ -rays can also be consistent with the TeV observation by Milagro without conflicting with EGRET's results. However, the synchrotron radiation for an electron population with $E_e^c = 100\text{TeV}$ is almost invisible due to the high SXRb, as shown also in Fig.5.

5. Conclusions and Discussions

The TeV γ -ray emission of the Cygnus region observed by Milagro shows significant excess when comparing with the conventional CR propagation and γ -ray production model. In this work we introduce a high energy proton or electron source to explain this high energy γ -ray emission. A DM component with WIMP (Weakly Interacting Massive Particle) mass $\sim 50\text{GeV}$ is included to account for

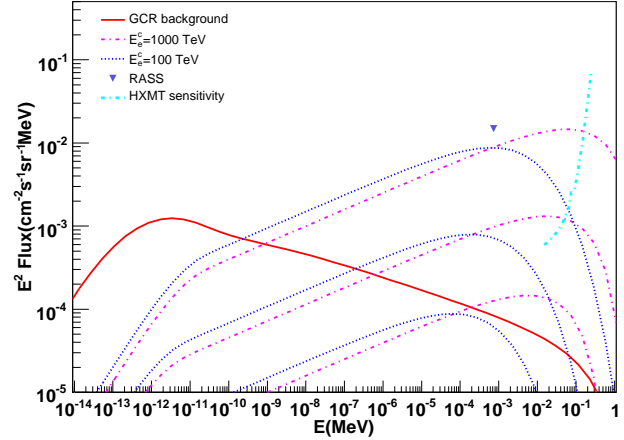


Fig. 5. The synchrotron radiation of the electron source population for magnetic fields $B = 1, 3$ and $10\mu\text{G}$ (from bottom to top) respectively. The average GCR background synchrotron radiation is calculated using GALPROP. The observational X-ray limit is from RASS. Also shown is the sensitivity curve for fix-direction observation of HXMT.

the “GeV excess” problem of EGRET data (Hunter et al. 1997). The results are consistent with both the EGRET measurements in GeV band and the Milagro measurement in TeV band.

It is shown that both the hadronic model and the leptonic one can give good explanation to the current observational data. The associated neutrino emission and synchrotron radiation of these models are discussed as a probe to discriminate these two scenarios. We show that the neutrino flux might be observable on IceCube if the accelerating source in the Cygnus region is powerful enough to accelerate the protons to energy 10^7GeV . The OB association and numerous massive stars may be possible to have this power (Voelk & Biermann 1988; Bykov & Toptygin 1990). The non-null result of the neutrino detection will give a strong support of the hadronic model. For the leptonic scenario the synchrotron radiation by the electron population seems compatible with the SXRb observation of RASS. It seems that the soft X-ray radiation is background dominated and the signal is not visible. However, we show that if the energy cutoff of the electron source is as high as $\sim 1\text{PeV}$, the synchrotron radiation will peak in the hard X-ray bands and it might have some observable effect on the satellite HXMT if the hard X-ray background is lower than SXRb.

In the calculation, the ISM density, the ISRF intensity and the magnetic field are adopted as typical average values in the Galactic plane. And the line of sight scale of the Cygnus region is assumed to be half a kpc. However, it might not be the case. As we have known that there are a large number of massive stars, molecular clouds in Cygnus region. The ISRF and ISM density are expected to be higher than the average Galactic ones. But this effect is just to decrease the normalization factor of the total luminosity of the CR source population. It will not affect the predicted neutrino emission, because neutrinos are scaled with the γ -rays. There might be a bit change of the synchrotron radiation. But as can be seen in Fig.5, when the

magnetic field strength spans for a decade the synchrotron radiation does not exceed the SXR observation. Decrease the normalization factor of the electron source makes it still a self-consistent model. And this local high density environment should not affect the background calculation significantly, as we have stated in Sec.2, since the contribution to the γ -rays from the average Galactic propagation model can reproduce the low energy EGRET measurements well.

In addition, the observational data are lack in energy interval from $\sim 10\text{GeV}$ to $\sim 1\text{TeV}$ due to the transition of detection technology from space to ground, which makes things unclear in this range. The future satellite GLAST which can extend the detection energy up to $\sim 300\text{GeV}$ (Ritz & GLAST Mission Team 2004), together with some ground-based experiments such as ARGO which may lower the energy threshold down to $\sim 100\text{GeV}$ (Bacci et al. 1999), will be very useful in understanding the emission mechanism of this region.

Acknowledgements. We thank Lu Ye, Lu Fang-Jun, Qu Jin-Lu and Zhang Shuang-Nan for helpful discussions. The work is supported by the NSF of China under the grant Nos. 10575111, 10773011 and supported in part by the Chinese Academy of Sciences under the grant No. KJCX3-SYW-N2.

References

- Abdo, A. A., Allen, B., Berley, D., et al. 2007, *ApJ*, 658, L33
- Aharonian, F., Akhperjanian, A., Beilicke, M., et al. 2002, *A&A*, 393, L37
- Aharonian, F., Akhperjanian, A. G., Bazer-Bachi, A. R., et al. 2006, *A&A*, 449, 223
- Bacci, C., Bao, K. Z., Barone, F., et al. 1999, *Nuclear Physics B Proceedings Supplements*, 78, 38
- Beacom, J. F. & Kistler, M. D. 2007, *Phys. Rev. D*, 75, 083001
- Berezhko, E. G. 1996, *Astroparticle Physics*, 5, 367
- Bi, X.-J., Zhang, J., Yuan, Q., Zhang, J.-L., & Zhao, H.-S. 2006, *ArXiv Astrophysics e-prints*
- Bochkarev, N. G. & Sitnik, T. G. 1985, *Ap&SS*, 108, 237
- Bykov, A. M. & Toptygin, I. N. 1990, *Zhurnal Eksperimentalnoi i Teoreticheskoi Fiziki*, 98, 1255
- Chen, W., White, R. L., & Bertsch, D. 1996, *A&AS*, 120, C423+
- Cillis, A. N. & Hartman, R. C. 2005, *ApJ*, 621, 291
- Comerón, F., Pasquali, A., Rodighiero, G., et al. 2002, *A&A*, 389, 874
- de Boer, W., Sander, C., Zhukov, V., Gladyshev, A. V., & Kazakov, D. I. 2005, *A&A*, 444, 51
- Dickel, H. R., Wendker, H., & Bieritz, J. H. 1969, *A&A*, 1, 270
- Dobashi, K., Bernard, J.-P., & Fukui, Y. 1996, *ApJ*, 466, 282
- Funk, S., Reimer, O., Torres, D. F., & Hinton, J. A. 2007, *ArXiv e-prints*, 710
- Gaisser, T. K. 1990, *Cosmic rays and particle physics* (Cambridge and New York, Cambridge University Press, 1990, 292 p.)
- Giacconi, R., Gorenstein, P., Gursky, H., & Waters, J. R. 1967, *ApJ*, 148, L119+
- Green, D. A. 2004, *Bulletin of the Astronomical Society of India*, 32, 335
- Hanson, M. M. 2003, *ApJ*, 597, 957
- Hartman, R. C., Bertsch, D. L., Bloom, S. D., et al. 1999, *ApJS*, 123, 79
- Honda, M., Kajita, T., Kasahara, K., Midorikawa, S., & Sanuki, T. 2007, *Phys. Rev. D*, 75, 043006
- Hunter, S. D., Bertsch, D. L., Catelli, J. R., et al. 1997, *ApJ*, 481, 205
- Kistler, M. D. & Beacom, J. F. 2006, *Phys. Rev. D*, 74, 063007
- Knödseder, J. 2000, *A&A*, 360, 539
- Li, T. P., Zhang, S. N., Wang, H. Y., et al. 2006, in *COSPAR, Plenary Meeting*, Vol. 36, 36th COSPAR Scientific Assembly, 2815+
- Lipari, P. 2006, *Nuclear Instruments and Methods in Physics Research A*, 567, 405
- Piddington, J. H. & Minnett, H. C. 1952, *Australian Journal of Scientific Research A Physical Sciences*, 5, 17
- Porter, T. A. 2005, in *International Cosmic Ray Conference*, Vol. 4, *International Cosmic Ray Conference*, 77+
- Ritz, S. & GLAST Mission Team. 2004, in *Bulletin of the American Astronomical Society*, Vol. 36, *Bulletin of the American Astronomical Society*, 946+
- Schneider, N., Bontemps, S., Simon, R., et al. 2006, *A&A*, 458, 855
- Snowden, S. L., Egger, R., Freyberg, M. J., et al. 1997, *ApJ*, 485, 125
- Sreekumar, P., Bertsch, D. L., Dingus, B. L., et al. 1998, *ApJ*, 494, 523
- Strong, A. W. & Moskalenko, I. V. 1998, *ApJ*, 509, 212
- Strong, A. W., Moskalenko, I. V., & Reimer, O. 2000, *ApJ*, 537, 763
- Strong, A. W., Moskalenko, I. V., & Reimer, O. 2004a, *ApJ*, 613, 956
- Strong, A. W., Moskalenko, I. V., & Reimer, O. 2004b, *ApJ*, 613, 962
- van der Hucht, K. A. 2001, *New Astronomy Review*, 45, 135
- Voelk, H. J. & Biermann, P. L. 1988, *ApJ*, 333, L65
- Wu, Y., Ren, D., & You, Z. 2002, in *COSPAR, Plenary Meeting*, Vol. 34, 34th COSPAR Scientific Assembly