
The Context of the Local Volume: Structures and Motions in the Nearby Universe

Matthew Colless

Anglo-Australian Observatory, PO Box 296, Epping, NSW 1710, Australia
colless@aao.gov.au

1 The 6dFGS and 2MRS redshift surveys

The 6dF Galaxy Survey (6dFGS; www.aao.gov.au/local/www/6df; Jones et al. 2004, 2005) is a redshift and peculiar velocity survey of the local universe. The observations were obtained during 2001–2006 using the AAO’s UK Schmidt Telescope and the 6dF spectrograph (Watson et al. 1998). The 6dFGS covers 92% of the southern sky with $|b| > 10^\circ$. Its primary sample is from the 2MASS Extended Source Catalog (XSC; Jarrett et al. 2000) and consists of galaxies with $K_{\text{tot}} < 12.65$. For this sample the redshift completeness is 88% and the median redshift is $z \approx 0.05$. The 6dFGS also includes secondary samples to comparable limits of $H < 12.95$, $J < 13.75$ (from the 2MASS XSC) and $r_F < 15.60$, $b_J < 16.75$ (from the SuperCosmos Sky Survey; Hambly et al. 2001). The 6dFGS peculiar velocity survey is using the Fundamental Plane to derive distances and velocities for about 15,000 bright early-type galaxies. The 6dFGS database comprises approximately 137,000 spectra and 124,000 galaxy redshifts, plus photometry and images. The final data release will be made public in August 2007 (Jones et al. in prep.; see www-wfau.roe.ac.uk/6dfgs). Figure 1 shows the fine detail of the large-scale structure that is revealed by two slices through the local volume surveyed by the 6dFGS.

The 2MASS Redshift Survey (2MRS; Erdoğan et al. 2006a,b) is an all-sky survey that so far has obtained redshifts for 23,150 of the 24,773 2MASS galaxies with extinction-corrected magnitudes brighter than $K_S = 11.25$ (i.e. 1.4 mag brighter than 6dFGS). Almost all of the 1600 galaxies without redshifts are at low Galactic latitudes ($|b| < 5^\circ$) or are obscured/confused by the dust and high stellar density towards the Galactic Centre. Northern galaxies are being observed by the Whipple Observatory 1.5m telescope, the Arecibo 305m telescope and the Green Bank 100m telescope; in the south, most galaxies at high Galactic latitude (about 6000 galaxies with $|b| > 10^\circ$) were observed as a part of the 6dFGS, while those at low Galactic latitudes are being observed at CTIO. The 2MRS has a median redshift of $z \approx 0.02$ (6000 km s^{-1}) and is the densest all-sky redshift survey to date.

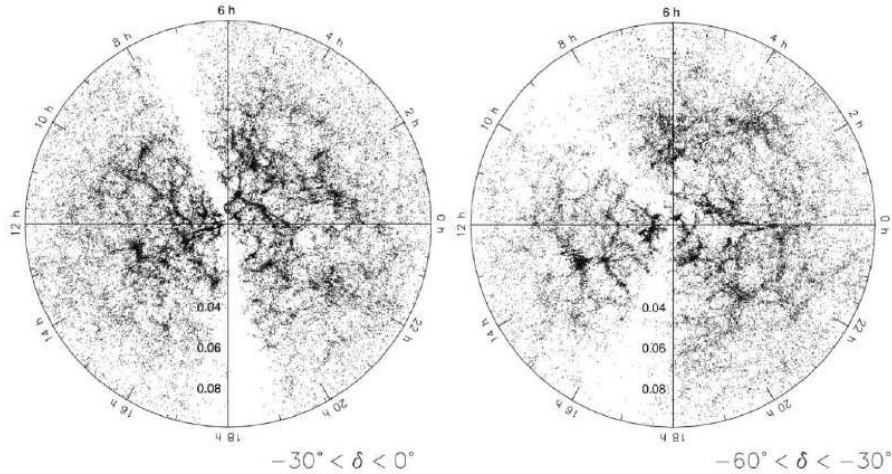


Fig. 1. Two slices through the 6dFGS volume showing the structures out to $z=0.1$ in the declinations ranges -30° to 0° and -60° to -30° . The empty sectors are the projection of the $|b| < 10^\circ$ Zone of Avoidance around the Galactic Plane.

2 The density field in the local universe

Erdođdu et al. (2006a,b) have used the 2MRS to reconstruct the density field in the local volume and to predict the corresponding velocity field and the dipole of the Local Group motion. The reconstruction is based on the linear theory of structure formation using a technique following that of Fisher et al. (1995). The 3D density field in redshift space is decomposed into spherical harmonics and Bessel functions, and then the real-space density field is constructed using a Wiener filter. This combination of spherical harmonics and Wiener filtering smooths the noisy data and gives an optimal reconstruction in the sense of minimising the variance between the true and reconstructed fields. It also allows the treatment of linear redshift distortions and greatly reduces the statistical uncertainties and errors introduced by non-linear effects. The 2MRS is well-suited to this approach due to its near all-sky coverage; the unsurveyed regions close to the Galactic Plane are masked by interpolating the distribution of neighbouring galaxies. The galaxy power spectrum assumed for the reconstruction has a CDM shape with $\Gamma=0.2$, $\sigma_8=0.7$ and $\beta=0.5$; comparison of the reconstruction to the data gives a reduced χ^2 of 1.3.

Figure 2 shows the reconstructed real-space density field in redshift shells of thickness 1000 km s^{-1} over the range $cz=2000\text{--}7000 \text{ km s}^{-1}$. The main structures in this volume are labelled in Figure 2, and include the nearby Virgo, Hydra and Centaurus clusters, the Great Attractor region around the Norma cluster, the Perseus-Pisces and Pavo-Indus-Telescopium superclusters, and, in the outermost shell, the Coma cluster and the Great Wall. Also of interest are the large low-density void regions, in particular the network of voids including

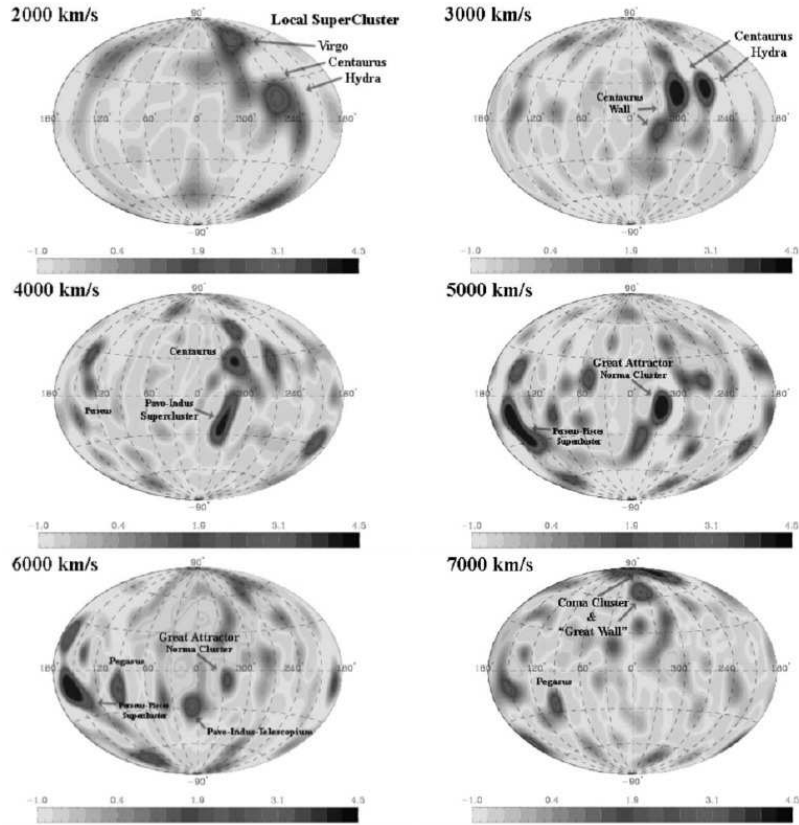


Fig. 2. The Wiener-filtered density field of the local volume in 1000 km s^{-1} thick redshift shells over the range $cz=2000\text{--}7000 \text{ km s}^{-1}$, from the Virgo cluster out to the Coma cluster (Erdođdu et al. 2006b).

the Local Void that dominates the lowest-redshift shell. Detailed discussion of these structures can be found in Erdođdu et al. (2006b).

3 The peculiar velocity field

The peculiar velocity field emerges simply and naturally from the Fisher et al. (1995) method, since the harmonic expansion of the radial velocity field can be derived from that of the gravity field, which in turn, under linear theory assumptions, is proportional to the harmonic expansion of the density field.

Figure 3 shows the predicted velocity field obtained from the 2MRS in the Supergalactic Plane out to $cz=20,000 \text{ km s}^{-1}$; velocities are shown in both CMB and Local Group (LG) frames. The choice of reference frame is significant: at smaller distances it is easier to see the real nature of the structures

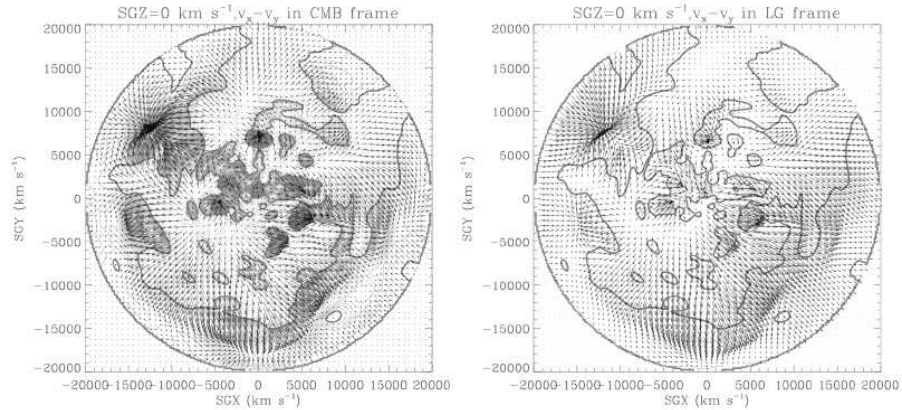


Fig. 3. The predicted velocity field in the Supergalactic Plane out to a distance of $20,000 \text{ km s}^{-1}$, shown in the restframes of (at left) the CMB and (at right) the Local Group (Erdođdu et al. 2006b).

in the CMB frame than in the LG frame, as the LG velocity dominates; at larger distances, galaxies have positive CMB radial velocities, so it is easier to compare the velocities in the LG frame than in the CMB frame. There is a clear prediction for backside infall into the Great Attractor region (this is most clearly visible in the LG frame).

Together, the 2MRS and 6dFGS provide the best and most detailed information on the structures in the local universe to date. Future work will focus on comparing the predicted velocity field from the 2MRS with the observed velocity field from the 6dFGS.

Acknowledgements

I thank the 6dFGS team (www.aao.gov.au/local/www/6df/Team) and the 2MRS team (cfa-www.harvard.edu/~huchra/2mass/team.php) for allowing me to present results from both projects.

References

1. P. Erdođdu, J.P. Huchra, O. Lahav, M. Colless et al: MNRAS **368**, 1515 (2006a)
2. P. Erdođdu, O. Lahav, J.P. Huchra, M. Colless et al: MNRAS **373**, 45 (2006b)
3. K.B. Fisher, O. Lahav, Y. Hoffman, D. Lynden-Bell, S. Zaroubi: MNRAS **272**, 885 (1995)
4. N.C. Hambly, H.T. MacGillivray, M.A. Read et al: MNRAS **326**, 1295 (2001)
5. T.H. Jarrett, T. Chester, R. Cutri et al: AJ **119**, 2498 (2000)
6. D.H. Jones, W. Saunders, M. Colless et al: MNRAS **355**, 747 (2004)
7. D.H. Jones, W. Saunders, M.A. Read, M. Colless: PASA **22**, 277 (2005)
8. F.G. Watson, Q.A. Parker, S. Miziarski: SPIE **3355**, 834 (1998)