

# Spin fluctuation effect on the electron transport through a quantum point contact

**Yasuhiro Tokura**

NTT Basic Research Laboratories, NTT Corporation, Atsugi-shi, Kanagawa 243-0198, Japan

Quantum Spin Information Project, ICORP, JST, Atsugi-shi, Kanagawa 243-0198, Japan

E-mail: tokura@nttbl.jp

**Alexander Khaetskii**

Institute of Microelectronics Technology Russian Academy of Sciences 142432 Chernogolovka Moscow District, Russia

**Abstract.** We construct a scattering formalism of electrons passing through a quantum point contact that explains the unusual temperature dependence of the *0.7 anomaly*. The existence of pronounced fluctuations (“paramagnons”) induced by the exchange interaction in the region of constriction where the density is low and short-range interaction is enhanced. The spin related backscattering of the electrons caused by the paramagnons is the source of an additional quasi-plateau. The position of the anomaly and its shape are explained by the energy dependence of the transmission coefficient through the static barrier. Finally, we study the conductance by employing a quantum linear response theory up to the second order in the interaction. The result is consistent with that obtained with the paramagnon model.

PACS numbers: 72.10.-d; 72.15.Nj; 72.20.-i

## 1. Introduction

It is known that the phenomenon called the *0.7 anomaly* manifests itself as a quasi-plateau in the gate voltage dependence of the conductance of a micro-constriction (quantum point contact, QPC) near  $0.7 G_0$ , where  $G_0 = 2e^2/h$ . [1, 2, 3, 4, 5] It is very important that this quasi-plateau becomes more pronounced with increasing temperature. The deviation of the conductance from an ideal integer value exhibits an activated behavior,  $\exp(-T_a/T)$  with a density-dependent temperature  $T_a$  which becomes zero at some critical electron density. [2] Then the anomaly tends to become  $0.5 G_0$  in a strong Zeeman magnetic field, [1] which demonstrates the relationship between this phenomenon and electron spin. In fact, the experimentally observed enhancement of the g-factor as the number of propagating modes passing through the constriction decreases [1] (*i.e.* the electron density in the constriction) indicates the importance of the exchange interaction.

Several theories had appeared that assumed the static splitting of the spin subbands within the constriction owing to exchange interaction. [6, 7] Since there are pronounced charge and spin fluctuations, static splitting at zero magnetic field is impossible for such a small open system (and this statement is unconnected with the Lieb-Mattis theorem since we are not dealing with a one-dimensional infinite system). Therefore, the average electron spin density is zero  $\langle S_\nu(x, t) \rangle = 0$ , but the spin-density correlator  $\langle S_\nu(x, t) S_\mu(x', t') \rangle$  is not zero which is induced by an exchange interaction in the region of the constriction where the density is low. The low temperature non-linear transport through a QPC sometimes manifested as a zero-bias peak [8], and “Kondo” model was proposed as the origin of the conductance anomaly. [9] The local magnetic moment of spin 1/2 in a depression formed by the mean-field potential had been predicted. [10, 11] However, this phenomenon seems less universal than the 0.7 quasi-plateau itself. Recently, signatures of microscopic bound states had been studied by a probe made of another QPC located close to the system, [12] and the bound states were only observed for the range of gate voltage where the conductance of QPC is strongly quenched.

The additional quasi-plateau and its temperature dependence, found for weaker gate confinement where the QPC is partially transmitting, are in agreement with a mechanism based on extended spin fluctuation (paramagnons) that backscatters the electrons. [13] The mechanism based on charge fluctuation (plasmons) had been argued, [14] however the effect of charge fluctuation is less dominant over the spin fluctuation in the low electron density QPC region squeezed by the gate voltage. Reference [13] only considered a case where the temperature was higher than the characteristic paramagnon frequency. Because of the exchange interaction, spin fluctuations induce different potential barriers for different spin orientations of the electrons passing through the constriction. Thus the effect of the fluctuations on the conductance depends on the ratio between the fluctuation period and electron transit time  $\tau_{tr} = L/v_F$ . Here  $L$  is the effective channel length and  $v_F$  is the Fermi velocity

in the leads. For the realistic barrier considered below the quantity  $\hbar/\tau_{tr} \sim \Delta = \hbar^2/m\lambda_{loc}^2$ , where  $\Delta$  is the quantum energy that determines the energy dependence of the transmission coefficient through the parabolic barrier, and  $\lambda_{loc} = \sqrt{L\lambda_F}$  is the local Fermi wavelength (inside the constriction). Slow fluctuations, with frequencies lower than the inverse transit time, produce effective splitting of the barrier (whose value is proportional to the temperature). Namely these slow fluctuations are very important for conductance corrections.

Electron coupling to the spin mode and additional backscattering only exists when the coefficient of the reflection from the static barrier has a finite value or when the temperature is finite.[15, 16, 17, 18] Very interesting mechanism had been proposed by Matveev[19] where the electrons in the constriction without single particle backscattering arrange in a finite-length Wigner crystal and the electron spins form an antiferromagnetic Heisenberg chain. An electric current in the wire perturbs the spin chain and gives rise to significant backscattering when the temperature is higher than the antiferromagnetic coupling  $J$  and the conductance is reduced to  $0.5G_0$ . We present here a quantum linear response theory (with perturbative treatment of the interaction), which allows us to consider a zero temperature limit.[20] Similar studies of the quantum transport had appeared with treating the Coulomb interaction perturbatively to the first order[21] and to the second order with [22] and without[23] single particle backscattering. The first order correction[21] cannot explain the anomaly at zero magnetic field. All the second order studies[20, 22, 23] predict low-temperature suppression of the conductance with square of the temperature  $\delta G \propto -(T/T_F)^2$  where  $T_F$  is the Fermi energy. The realistic parabolic saddle point potential provides characteristic enhancement of the electron probability density at the top of the potential (semiclassical slowing),[22] which was proposed as the reason of the behavior of the conductance anomaly. Here we stress the importance of the positive quantum correction disregarded in [22], which survives at zero temperature and only when single particle backscattering exists, to explain why the anomaly found near  $0.7G_0$  not at  $0.5G_0$ .

In the next section, we establish an effective Hamiltonian that captures the low energy physics of this system. Section 3 identifies dynamical spin fluctuations that can scatter the electrons. Sec.4 and Sec.5 argue the strong and slow spin collective fluctuation (paramagnon) and the semi-classical scattering problem caused by this fluctuation, respectively. In Sec.6, a linear response theory of the conductance is discussed that is valid for a weak interaction regime and for low temperatures. Sec.7 presents our conclusions. Two Appendices provide details of the exact spectra of localized paramagnons and the model for the numerical calculations.

## 2. Effective one-dimensional model

First we discuss a system of electrons confined in a two-dimensional (2D)  $x - y$  plane and injected into a QPC formed by a *smooth* saddle-point potential  $U(x, y)$  where  $U(x, y) \rightarrow 0$  for  $|x| \rightarrow \infty$  and  $U(x, y) \rightarrow \infty$  for  $|y| \rightarrow \infty$ . Schrödinger's equation

with a non-interacting Hamiltonian part is given as

$$-\frac{\hbar^2}{2m}\Delta\Psi(x,y) + U(x,y)\Psi(x,y) = E\Psi(x,y), \quad (1)$$

where  $m$  is the electron effective mass.

It is well-known that the quantized conductance through microscopic constrictions is the manifestation of adiabatic transmission,[24, 25] where the inter-subband mixing is negligible and the Hamiltonian, Eq.(1), reduces to a collection of one-dimensional Hamiltonians of the subband  $n$ :

$$-\frac{\hbar^2}{2m}\frac{d^2}{dx^2}\phi_{n,q}(x) + U_n(x)\phi_{n,q}(x) = E\phi_{n,q}(x), \quad (2)$$

where  $U_n(x)$  is the effective one-dimensional static potential of the subband  $n$  and is zero for  $|x| \gg L$ . The wave function is a product,  $\Psi_{n,q}(x,y) = \phi_{n,q}(x)\xi_{x,n}(y)$ , where the wave function in the  $y$ -direction is derived from Schrödinger's equation with employing fixed  $x$  as a parameter,

$$-\frac{\hbar^2}{2m}\frac{\partial^2}{\partial y^2}\xi_{x,n}(y) + U(x,y)\xi_{x,n}(y) = e_n(x)\xi_{x,n}(y), \quad (3)$$

that provides discrete states of  $x$ -dependent eigen-energy  $e_n(x)$   $n = 1, 2, \dots$  which can be identified to  $U_n(x)$ .<sup>‡</sup> The schematics of the effective one-dimensional potential is shown in Fig. 1. Here, the quantum number is  $q = \{E, \alpha\}$  with  $\alpha = l, r$  representing the reservoir that the electrons were fed into. In the following, we assume there is only one transport mode  $n = 1$  and all other modes are completely reflected back into the reservoirs by the QPC. The transmission probability of the mode  $n = 1$  is  $\mathcal{T}(E) \equiv |t(E)|^2$  and this is obtained from Eq.(2). In the reservoir, the scattering states carry a flux  $v_E = \frac{\hbar k_E}{m}$  with  $k_E = \sqrt{2mE}/\hbar$ . We define flux-normalized scattering states,  $\chi_{\alpha E}(x) = \phi_{\alpha E}(x)/\sqrt{v_E}$ , which has an asymptotic form at  $x \rightarrow \infty_\beta \equiv x_\beta$ ,  $\chi_{\alpha E}(x) \rightarrow \delta_{\alpha\beta}\omega_E^-(x_\beta) + S_{\beta\alpha}(E)\omega_E^+(x_\beta)$ , where  $S_{\beta\alpha}$  is the S-matrix element of the potential  $U_1(x)$  with  $S_{ll} = r_l(E)$ ,  $S_{rr} = r_r(E)$ ,  $S_{lr} = S_{rl} = t(E)$ , satisfying the relations  $|t|^2 + |r_\alpha|^2 = 1$ ,  $r_l t^* + r_r^* t = 0$ .  $\omega_E^\pm(x_\alpha) = \exp(\mp i s_\alpha k_E x_\alpha)/\sqrt{v_E}$  is the outgoing (incoming) flux normalized wave function of energy  $E$  and  $s_\alpha = 1(-1)$  for  $\alpha = l(r)$ .

Explicit evaluation was conducted for a parabolic saddle-point potential,

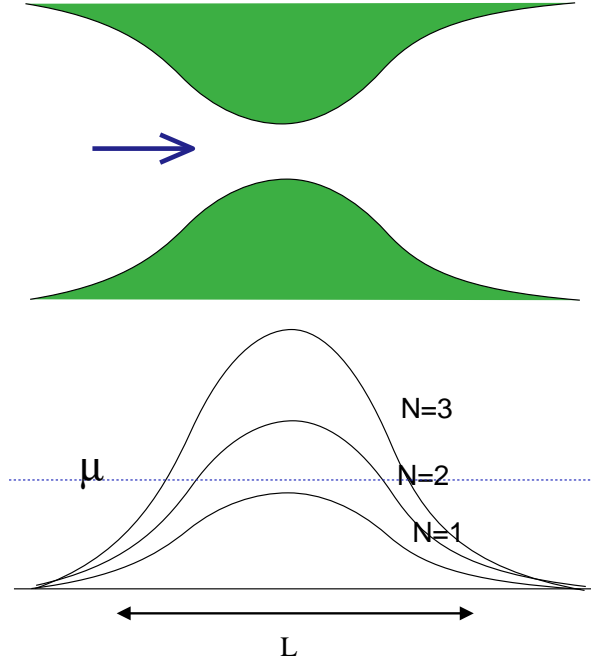
$$U(x,y) = -\frac{1}{2}m\omega_x^2 x^2 + \frac{1}{2}m\omega_y^2 y^2 + V_g, \quad (4)$$

where the frequencies  $\omega_x$  and  $\omega_y$  characterize the curvatures of the potential and  $V_g$  is the electrostatic potential controlled by gate voltage.[25]§ In this model, the motions in the  $x$  and  $y$  directions are separated exactly and  $\xi_n(y)$  is  $x$  independent wave function in a parabolic confinement  $\omega_y$ . The transmission probability is

$$\mathcal{T}(E) = \frac{1}{1 + e^{-\pi\varepsilon_1(E)}}, \quad (5)$$

<sup>‡</sup> Strictly speaking,  $U_n(x)$  is the sum of  $e_n(x)$  and  $-\frac{\hbar^2}{2m}\int dy(d\xi_{x,n}(y)/dx)^2$ . The latter term had been neglected in [24] in the hard wall model Eq.(6) which is smaller than  $e_n(x)$  by a factor of  $d_0/R$ .

<sup>§</sup> This potential does not satisfy the condition  $U(x,y) \rightarrow 0$  for  $|x| \rightarrow \infty$  and  $U_n(x)$  is not zero for  $|x| \gg L$ . However, the wave function  $\phi_{l,q}(x)$  is well-defined.



**Figure 1.** Schematics of QPC and its effective one-dimensional potential  $U_n(x)$ . The length  $L$  characterizes the region of QPC where the single particle potential  $U_1(x)$  is significant.

where  $\varepsilon_1 = 2[E - \frac{1}{2}\hbar\omega_y - V_g]/\hbar\omega_x$ . Well-pronounced conductance step as a function of  $E$  occurs if  $\omega_y \geq \omega_x$ . The length of the constriction  $L$  is characterized by  $l_x \equiv \sqrt{\hbar/m\omega_x}$ . A hard wall model had also been considered in [24] where the width of the QPC varies as ( $|x| < R$ )

$$d(x) = d_0 + 2R(1 - \sqrt{1 - (\frac{x}{R})^2}), \quad (6)$$

and the wave-function of the lowest subband is

$$\xi_{x,1}(y) = \sqrt{\frac{2}{d(x)}} \cos \frac{\pi y}{d(x)}. \quad (7)$$

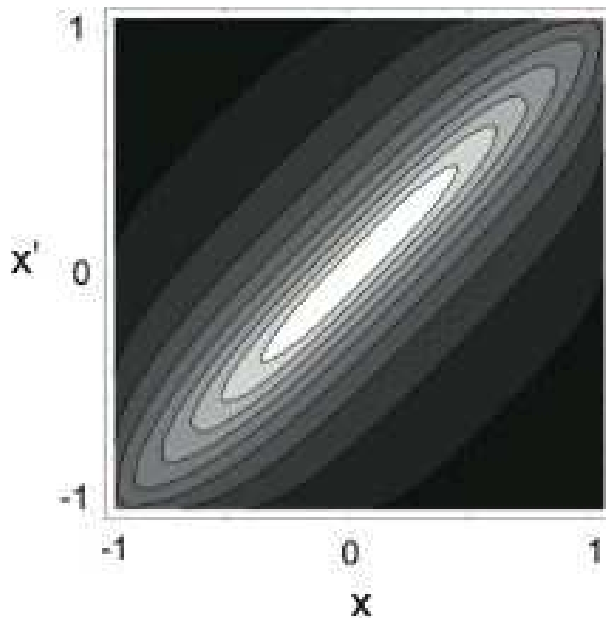
The transmission probability is expressed by Eq.(5) with  $\varepsilon_1 = \sqrt{2Rd_0}(k_E - \frac{\pi}{d_0})$ , and the length of the constriction  $L$  is characterized by  $\sqrt{Rd_0}$ .

For a linear transport regime at zero temperature, the conductance is  $g = G_0\mathcal{T}(E_F)$ , where  $\mu = E_F$  is the Fermi energy of the system. These results are modified when the Coulomb interaction sets in. The 2D Coulomb interaction potential is described as

$$V_{2D}(\vec{\rho}) \equiv \frac{e^2}{4\pi\epsilon\sqrt{\rho^2 + \lambda^2}}, \quad (8)$$

where  $\epsilon$  is the dielectric constant and  $\lambda$  characterizes the finite thickness of the system or possible screening effects by gate electrodes. The Coulomb potential is projected to the lowest mode  $n = 1$ ,

$$V_1(x, x') = \int dy dy' |\xi_{x,1}(y)|^2 |\xi_{x',1}(y')|^2 V_{2D}(\vec{\rho} - \vec{\rho}'). \quad (9)$$



**Figure 2.** The strength of electron-electron interaction  $\mathcal{M}(x, x', \lambda, d_0, R)$  as a function of  $x$  and  $x'$ .  $x = x' = 0$  corresponds to the center of QPC and  $\lambda = 0.2, d_0 = 0.2$ .  $\mathcal{M}$  has a sharp peak at  $x = x'$  which is localized to  $|x + x'| < 1$ .

It can be seen that  $V_1(x, x')$  has a short range and is localized at the QPC. We approximate the Coulomb potential as  $V_1(x, x') = u(x)\delta(x - x')$  where  $u(x)$  peaks at the center of the QPC and zero for  $|x| \gg L$  because of effective screening in the wide 2D reservoirs.[16, 17, 18] Then the interaction only occurs between electrons with unlike spins in accordance with Pauli's exclusion principle. For example, the Coulomb potential  $V_1(x, x') = \frac{e^2}{4\pi\epsilon R}\mathcal{M}(x, x', \lambda, d_0, R)$  for the hard wall model Eq.(6) is plotted in Fig.2, where all the lengths are normalized by  $R$ . In this case,  $u(x = 0) \sim \int ds V_1(\frac{s}{2}, -\frac{s}{2})$  is about  $10.0\hbar^2/(ma_B)$  for  $d_0/R = 0.2$  and  $0.1R < \lambda < R$ , where the effective Bohr radius is  $a_B \equiv 4\pi\epsilon\hbar^2/(me^2)$ . The Coulomb potential for the parabolic saddle-point potential Eq.(4) is  $V_1(x, x') = \frac{e^2}{4\pi\epsilon l_y}e^s K_0(s)$  where  $s = [(x - x')^2 + \lambda^2]/(4l_y^2)$ ,  $l_y \equiv \sqrt{\hbar/m\omega_y}$  and  $K_0$  is the modified Bessel function. Here,  $u(x = 0) \sim 10\hbar^2/(ma_B)$  for  $\lambda \sim 2l_y$  and  $l_x = 5l_y$ . The estimation in Ref.[21] where  $V_{2D}(\vec{\rho}, \vec{\rho}') \sim \gamma\delta^{2D}(\vec{\rho} - \vec{\rho}')$ ,  $\gamma = \frac{2\pi\hbar^2}{2m}$  should be compared with our  $d_0u(0)$  where  $d_0 = 2l_y \sim 20$  nm is the QPC channel width. For GaAs system where  $a_B \sim 10$  nm, the ratio is  $d_0u(0)/\gamma \sim 2$ . We speculate the origin of our larger short range potential is our choice of poor screening  $\lambda \sim 20$  nm in contrast to the value of  $\lambda \sim 5$  nm in Ref.[21]. In Appendix B, we introduce a generic model of  $U_1(x)$  and  $u(x)$  which are used in the following arguments.

Now the system Hamiltonian is expressed by using the field operators  $\psi_\sigma(x) = \sum_q \phi_{1,q}(x)a_{1,q,\sigma}$ , where  $a_{1,q,\sigma}$  is the annihilation operator of the electron in the lowest one-dimensional mode with a quantum number  $q$  and a spin  $\sigma$ .

$$H = H_0 + H_I \tag{10}$$

$$= \sum_{\sigma} \int dx \psi_{\sigma}^{\dagger}(x) (T_x + U_1(x)) \psi_{\sigma}(x) \quad (11)$$

$$+ \frac{1}{2} \sum_{\sigma} \int dx \psi_{\sigma}^{\dagger}(x) \psi_{\bar{\sigma}}^{\dagger}(x) u(x) \psi_{\bar{\sigma}}(x) \psi_{\sigma}(x), \quad (12)$$

where  $T_x = -\frac{\hbar^2}{2m} \frac{d^2}{dx^2}$  is the kinetic energy and  $\sigma(\bar{\sigma}) = \uparrow(\downarrow)$  or  $\downarrow(\uparrow)$ , respectively. In the following, we discuss the transport properties of electrons under this Hamiltonian using two approaches. The first is a phenomenological approach that deals with electrons scattered by localized spin fluctuations (paramagnons). The second approach employs perturbation theory in  $u(x)$  within the linear response theory. Here we define the Green's function satisfying  $(E - H_0(x))G^R(x, x', E) = \delta(x - x')$  for the scattering problem in the following sections which has an explicit form:

$$G^R(x, x', E) = -\frac{i}{\hbar t(E)} \begin{cases} \chi_{lE}(x) \chi_{rE}(x') & x > x' \\ \chi_{rE}(x) \chi_{lE}(x') & x < x' \end{cases}, \quad (13)$$

and is symmetric in the coordinates:  $G^R(x, x', E) = G^R(x', x, E)$ . Using asymptotic form of the wave functions, the Green's function is in the asymptotic regions

$$\lim_{x \rightarrow \infty} G^R(x, x', E) = -\frac{i}{\hbar} \omega_E^+(x) \chi_{rE}(x'), \quad (14)$$

$$\lim_{x' \rightarrow -\infty} G^R(x, x', E) = -\frac{i}{\hbar} \omega_E^+(x') \chi_{lE}(x). \quad (15)$$

### 3. Spin fluctuation

We rewrite the interaction Hamiltonian as

$$H_I = \sum_{\sigma} \int dx U_{H\sigma}(x) \psi_{\sigma}^{\dagger}(x) \psi_{\sigma}(x) \quad (16)$$

$$= -\sum_{\sigma} \int dx U_{X\sigma}(x) \psi_{\sigma}^{\dagger}(x) \psi_{\sigma}(x), \quad (17)$$

where  $U_{H\sigma}(x)$  and  $U_{X\sigma}(x)$  are defined by

$$U_{H\sigma}(x) = \frac{1}{2} u(x) \psi_{\bar{\sigma}}^{\dagger}(x) \psi_{\bar{\sigma}}(x), \quad (18)$$

$$U_{X\sigma}(x) = \frac{1}{2} u(x) \psi_{\sigma}^{\dagger}(x) \psi_{\bar{\sigma}}(x), \quad (19)$$

which are direct (Hartree) and exchange (Fock) type potentials, respectively. In a paramagnetic system, mean field approximation requires

$$\langle U_{H\sigma}(x) \rangle = \frac{1}{2} u(x) \langle N_{\bar{\sigma}}(x) \rangle = \frac{1}{4} u(x) \langle N(x) \rangle, \quad (20)$$

$$\langle U_{X\sigma}(x) \rangle = 0, \quad (21)$$

where we define the density operator of spin  $\sigma$  at  $x$ ,  $N_{\sigma}(x) = \psi_{\sigma}^{\dagger}(x) \psi_{\sigma}(x)$  and total density  $N(x) = \sum_{\sigma} N_{\sigma}(x)$ . The Hartree term  $\langle U_{H\sigma}(x) \rangle$  is absorbed in  $U_1(x)$ . Importantly, we assume that there are no resonant trap(s) caused by this Hartree potential.

In general, the dynamical fluctuation of these potentials around the mean value possibly induces electron scattering. The fluctuation of the Hartree potential is

$$W_{H\sigma}(x, x', t) = \langle (U_{H\sigma}(x, t) - \langle U_{H\sigma}(x, t) \rangle)(U_{H\sigma}(x') - \langle U_{H\sigma}(x') \rangle) \rangle \quad (22)$$

$$= \frac{1}{4}u(x)u(x')\{\langle N_{\bar{\sigma}}(x, t)N_{\bar{\sigma}}(x') \rangle - \langle N_{\bar{\sigma}}(x) \rangle \langle N_{\bar{\sigma}}(x') \rangle\} \quad (23)$$

$$= \frac{1}{16}u(x)u(x')\{C_c(x, x', t) + C_{zz}(x, x', t)\}, \quad (24)$$

where we used the identity  $N_{\sigma}(x) \equiv \frac{1}{2}(N(x) + \sigma S_z(x))$  and the time development of an operator is understood as Heisenberg representation:  $N(x, t) \equiv e^{iHt/\hbar}N(x)e^{-iHt/\hbar}$  for example. The charge correlation function is

$$C_c(x, x', t) = \langle \delta N(x, t)\delta N(x') \rangle, \quad (25)$$

where  $\delta N(x) \equiv N(x) - \langle N(x) \rangle$ . The spin correlation function ( $\nu, \mu = x, y, z$ ) is

$$C_{\nu\mu}(x, x', t) = \langle S_{\nu}(x, t)S_{\mu}(x') \rangle, \quad (26)$$

where the spin density operators are defined as  $S_z(x) = N_{\uparrow}(x) - N_{\downarrow}(x)$ ,  $S_x(x) = S_-(x) + S_+(x)$ ,  $S_y(x) = i(S_-(x) - S_+(x))$  with  $S_-(x) = \psi_{\downarrow}^{\dagger}(x)\psi_{\uparrow}(x)$ ,  $S_+(x) = (S_-(x))^{\dagger}$ . We assumed there was no spontaneous spin polarization  $\langle S_{\nu}(x) \rangle = 0$ . Similarly, the fluctuation of the Fock potential is

$$W_{X\uparrow}(x, x', t) = \langle U_{X\downarrow}(x, t)U_{X\uparrow}(x') \rangle \quad (27)$$

$$= \frac{1}{4}u(x)u(x')C_{-+}(x, x', t), \quad (28)$$

and  $W_{X\downarrow}(x, x', t) = u(x)u(x')C_{+-}(x, x', t)/4$ . For the paramagnetic phase,  $C_{-+}(x, x', t) = C_{+-}(x, x', t) = \frac{1}{2}C_{zz}(x, x', t) \equiv C_s(x, x', t)$ . Therefore, we found that the total fluctuation is

$$\begin{aligned} W_{\uparrow}(x, x', t) &= W_{H\uparrow}(x, x', t) + W_{X\uparrow}(x, x', t) \\ &= \frac{1}{4}u(x)u(x')\left\{\frac{1}{4}C_c(x, x', t) + \frac{3}{2}C_s(x, x', t)\right\} \end{aligned} \quad (29)$$

$$= W_{\downarrow}(x, x', t) \quad (30)$$

In the following, we only consider a case where the system is (almost) in thermal equilibrium (linear response regime). The Fourier transformed charge fluctuation is obtained from the fluctuation-dissipation theorem:

$$C_c(x, x', \omega) = \frac{-2\Im\chi_c^R(x, x', \omega)}{1 - e^{-\beta\omega}}, \quad (31)$$

where  $\beta = 1/(k_B T)$  is the inverse temperature, and we introduced the charge response function

$$\chi_c^R(x, x', t) = -i\theta(t)\langle [N(x, t), N(x')] \rangle, \quad (32)$$

where  $\theta(t)$  is the step function. This function is obtained in a random phase approximation by using Dyson's equation as follows

$$\chi_c^R(x, x', \omega) = \chi_0^R(x, x', \omega) + \frac{1}{2} \int dy \chi_0^R(x, y, \omega)u(y)\chi_c^R(y, x', \omega), \quad (33)$$



and the free susceptibility function is

$$\chi_0^R(x, x', \omega) = 2 \sum_{q, q'} \phi_{1,q}(x) \phi_{1,q}^*(x') \phi_{1,q'}(x') \phi_{1,q'}^*(x) \frac{f_q - f_{q'}}{E_q - E_{q'} - (\hbar\omega + i\eta)} \quad (34)$$

where  $f_q = (e^{\beta(E_q - \mu)} + 1)^{-1}$  is the Fermi distribution function and the factor 2 comes from the spin degeneracy.  $\eta$  is an infinitesimal positive number.

The spin fluctuation is obtained by

$$C_s(x, x', \omega) = \frac{2\Im\chi_s^R(x, x', \omega)}{1 - e^{-\beta\omega}}, \quad (35)$$

where the spin response function is

$$\chi_s^R(x, x', t) = i\theta(t) \langle [S_-(x, t), S_+(x')] \rangle, \quad (36)$$

which is obtained in the random phase approximation with the following Dyson's equation which is slightly different from that of the charge response function

$$\chi_s^R(x, x', \omega) = \chi_{0s}^R(x, x', \omega) + \int dy \chi_{0s}^R(x, y, \omega) u(y) \chi_s^R(y, x', \omega), \quad (37)$$

where  $\chi_{0s}^R(x, x', \omega) = -\frac{1}{2}\chi_0^R(x, x', \omega)$ .

#### 4. Localized paramagnon

Let us consider the situation  $\mathcal{T}(E_F) \sim 1$  where  $E_F \gg U_1(x)$  and  $\phi_q(x) \propto e^{\pm iq(E)x}$  with  $q(E) = \sqrt{2mE}/\hbar$ . Then the free part of the system is translational invariant and we can perform a spatial Fourier transformation. For  $q \ll k_F$  and  $\omega \ll E_F$  and for very low temperatures, we use the linearized free spin susceptibility function at zero temperature

$$\chi_{0s}^R(q, \omega) \sim \frac{\rho q}{2} \left[ \frac{1}{q + \frac{\omega}{v_F} + i\eta} + \frac{1}{q - \frac{\omega}{v_F} - i\eta} \right], \quad (38)$$

where  $\rho = (\pi\hbar v_F)^{-1}$  is the one-dimensional density of states at the Fermi energy and  $v_F = \hbar k_F/m$ . The expression in real space is

$$\chi_{0s}^R(x - x', \omega) \sim \rho \left[ \delta(x - x') + \frac{i\omega}{2v_F} e^{i\frac{\omega}{v_F}|x-x'|} \right], \quad (39)$$

whose imaginary part is  $(\rho q_0/2) \cos(q_0(x - x'))$  where  $q_0 \equiv \omega/v_F$ . For a system of uniform interaction where  $u(x) = I$  and for zero frequency where  $\chi_0^R(q, \omega = 0) \sim -2\rho$  and  $\chi_{0s}^R(q, \omega = 0) \sim \rho$ , the charge susceptibility function derived by using Dyson's equation Eq.(33) is

$$\chi_c = \frac{-2\rho}{1 + \rho I}, \quad (40)$$

which is only slightly modified by the interaction. In contrast, the spin susceptibility function given by Eq.(37) is

$$\chi_s = \frac{\rho}{1 - \rho I}, \quad (41)$$

which formally diverges when  $\rho I \rightarrow 1$  (Stoner instability). This instability is not likely to occur in the one-dimensional system as shown by Lieb and Mattis.[26]

In our model, the interaction  $u(x)$  is only localized near QPC. We analyzed the low energy spectrum of spin fluctuation for a special situation where the short-range interaction is finite and uniform for  $|x| < L/2$ :  $u(x) = I\theta(\frac{L}{2} - |x|)$ . For  $-\frac{L}{2} < x, x' < \frac{L}{2}$ , we have the expression of the imaginary part of the spin susceptibility function

$$\Im\chi_s^R(x, x', \omega) = \frac{\rho q_0}{2} \frac{1 - \frac{I_0}{2}}{(1 - I_0)(1 - I_0 + \frac{I_0^2}{4} \sin^2 L\tilde{q})} \times [\cos \tilde{q}(x - x') + \frac{I_0}{2 - I_0} \cos L\tilde{q} \cos \tilde{q}(x + x')] \quad (42)$$

$$\equiv \omega \Xi_s(x, x', |\omega|), \quad (43)$$

where  $I_0 = \rho I$  and  $\tilde{q} = q_0/\sqrt{1 - I_0}$ . A brief summary of the derivation is provided in Appendix A. It is clear that this function is superior to that of the non-interacting system in Eq.(39) when  $I_0$  approaches 1. We will not, however, adopt an  $I_0$  too close to 1, since for the reasons outlined above, the Stoner instability point cannot exist in the system we are considering. Nevertheless, the spin mode softens as the electron density decreases and this is the origin of the low frequency fluctuation of the effective barrier. To see this more clearly, we describe the paramagnon spectral density defined by  $\rho_s(x, \omega) = \frac{1}{\pi} \Im\chi_s^R(x, x, \omega)$ . From the denominator,  $\rho_s(x, \omega)$  is sharply peaked when  $L\tilde{q} = n\pi$ , namely there exists the characteristic energy of the paramagnon mode  $\hbar\omega_p = \pi\sqrt{1 - I_0}\hbar v_F/L$ . This quantity may be identified with the gap  $T_a$  mentioned above. In our analysis, we used sharp cut-off of the interaction potential  $u(x)$ , which induces “ringing” in the paramagnon spectra. We expect reduced and broadened spectral density peaks for realistic situations where the spacial change of the interaction is smooth with respect to the Fermi wave length.

## 5. Time dependent scattering theory

In the previous section, we showed for  $\mathcal{T}(E_F) \sim 1$  that a localized paramagnon develops at the constriction with the interaction  $\rho I$ . Although we could not obtain an analytical expression for the system with moderate backscattering from the static potential  $U_1(x)$  (*i.e.*  $0.5 < \mathcal{T} < 1$ ), the qualitative properties of the paramagnon fluctuations do not change greatly. In this section, we develop a time-dependent scattering theory from the paramagnon fluctuation following the method developed in Ref.[27] and realize a way of correcting the conductance. The fluctuation-dissipation theorem Eq.(31,35) provides two contributions. Noting that  $\Im\chi(\omega) \propto \omega$ , we rewrite the fluctuation

$$\begin{aligned} W_\sigma(x, x', \omega) &= \frac{3}{4} u(x)u(x') \frac{\omega \Xi_s(x, x', |\omega|)}{1 - e^{-\beta\omega}} \\ &= \frac{3}{4} u(x)u(x') \Xi_s(x, x', |\omega|) \left[ \frac{|\omega|}{e^{\beta|\omega|} - 1} + \omega\theta(\omega) \right]. \end{aligned} \quad (44)$$

We have disregarded the minor contribution of the charge fluctuation  $C_c(x, x', t)$ . The first term corresponds to the classical (thermal) fluctuation, which is symmetric in terms of the frequency and disappears at zero temperature. The second term is the

contribution of quantum fluctuation independent of temperature and has only positive frequency component attributed to spontaneous paramagnon emissions. Here we concentrate to the analysis of the electrons scattered by thermally activated paramagnon fluctuations and postpone discussing the effect of the quantum fluctuation which may renormalize the transmission probability. We present a more rigorous argument in the linear-response theory in the next section.

Let us start from the effective one-dimensional system described by the Hamiltonian

$$H(t) = -\frac{\hbar^2}{2m} \frac{d^2}{dx^2} + U_1(x) + \delta U(x, t) \equiv H_0 + \delta U(x, t), \quad (45)$$

with a localized fluctuating potential near QPC,  $\delta U(x, t)$ , with a property  $\overline{\delta U(x, t)} = 0$ , where the overline indicates the classical statistical average over the fluctuating field  $\delta U(x, t)$ . We assume that the fluctuation follows the stationary random correlator  $W(x, x', t - t') = \overline{\delta U(x, t)\delta U(x', t')}$ , which is only a function of the time difference. We identify its Fourier transform  $W_\omega(x, x')$  with the classical fluctuation of the paramagnons, the first term of Eq.(44). It is obvious that the constructed random correlator is an even function of  $\omega$  since the fluctuation field is classical (commutable). The spin degree of freedom needs not be expressed explicitly since up-spin interacts only with down-spin and vice versa. The time-dependent Schrödinger's equation reads

$$i\hbar \frac{\partial}{\partial t} \Psi(t) = H(t) \Psi(t). \quad (46)$$

We define flux normalized scattering states of  $H_0$ ,  $\chi_{\alpha E}^{(0)}(x, t) = \chi_{\alpha E}(x) e^{-iEt/\hbar}$ ,  $\alpha = l, r$ . The Green's function is defined as

$$(i\hbar \frac{\partial}{\partial t} - H_0) g^R(x, x', t - t') = \delta(x - x') \delta(t - t'), \quad (47)$$

and its Fourier transform is  $G^R(x, x', E)$ , Eq.(13). Using this Green's function, we obtain Dyson's equation for the scattering wave function of  $H(t)$  from the reservoir  $\alpha$ :

$$\chi_{\alpha E}(x, t) = \chi_{\alpha E}^{(0)}(x, t) + \int dx' \int dt' g^R(x, x', t - t') \delta U(x', t') \chi_{\alpha E}(x', t'), \quad (48)$$

which provides iterative solutions  $\chi_{\alpha E} = \chi_{\alpha E}^{(0)} + \chi_{\alpha E}^{(1)} + \chi_{\alpha E}^{(2)} \dots$ .

We define a field operator,

$$\psi(x, t) \equiv \sum_{\alpha} \int_0^{\infty} \frac{dE}{2\pi\hbar} \chi_{\alpha E}(x, t) a_{\alpha}(E), \quad (49)$$

and in the following, we use the notation  $\sum_E \equiv \int_0^{\infty} \frac{dE}{2\pi\hbar}$  for brevity. Using the field operator, we define a current density operator

$$j(x, t) = -\frac{ie\hbar}{2m} \psi^{\dagger}(x, t) \partial_x \psi(x, t) + h.c. \quad (50)$$

The annihilation/creation operators  $a_{\alpha}(E)/a_{\alpha}^{\dagger}(E)$  of the reservoir  $\alpha$  of energy  $E$  has the following form of statistical average[28]

$$\langle a_{\alpha}^{\dagger}(E) a_{\beta}(E') \rangle = \delta_{\alpha\beta} 2\pi\hbar \delta(E - E') f_{\alpha}(E), \quad (51)$$

where the Fermi distribution function of the reservoir  $\alpha$  of chemical potential  $\mu_\alpha$  is  $f_\alpha(E) = (e^{\beta(E-\mu_\alpha)} + 1)^{-1}$ . Now, we can evaluate the statistical average current using this property,

$$\begin{aligned} I(x, t) &\equiv \langle j(x, t) \rangle \\ &= -\frac{ie\hbar}{2m} \sum_{\alpha E} f_\alpha(E) \chi_{\alpha E}^*(x, t) \partial_x \chi_{\alpha E}(x, t) + c.c. \end{aligned} \quad (52)$$

$$= I^{(0)}(x, t) + I^{(1)}(x, t) + I^{(2)}(x, t) + \dots \quad (53)$$

The lowest order is

$$I^{(0)}(x, t) = -\frac{ie\hbar}{2m} \sum_{\alpha E} f_\alpha(E) \chi_{\alpha E}^{(0)*}(x) \partial_x \chi_{\alpha E}^{(0)}(x) + c.c., \quad (54)$$

which is independent of time and the current is evaluated in the asymptotic region  $x \rightarrow \infty_\beta \equiv x_\beta$ . Noting that  $\partial_x \omega_E^\pm(x_\beta) = \mp s_\beta i k_E \omega_E^\pm(x_\beta)$ , Eq.(54) is simplified

$$\begin{aligned} I_\beta^{(0)} &= es_\beta \sum_{\alpha E} f_\alpha(E) \{\delta_{\alpha\beta} - |S_{\beta\alpha}(E)|^2\} \\ &= es_\beta \sum_E (f_\beta(E) - f_{\bar{\beta}}(E)) \mathcal{T}(E), \end{aligned} \quad (55)$$

where we used  $|S_{\beta\neq\alpha}(E)|^2 = \mathcal{T}(E) = 1 - |S_{\beta\beta}(E)|^2$  and  $\bar{\beta}$  is the opposite reservoir to  $\beta$ . This is a Landauer's formula.

We are interested in the statistically averaged current  $\overline{I(x, t)}$ . It is obvious that the first correction vanishes  $\overline{I^{(1)}(x, t)} = 0$  since  $\overline{\delta U(x, t)} = 0$ . The second correction of the averaged current is made up of two contributions

$$\overline{I^{(2)}(x, t)} = \overline{I^{(2a)}(x, t)} + \overline{I^{(2b)}(x, t)}, \quad (56)$$

$$\begin{aligned} \overline{I^{(2a)}(x, t)} &= -\frac{ie\hbar}{2m} \sum_{\alpha E} f_\alpha(E) \overline{\{\chi_{\alpha E}^{*(2)}(x, t) \partial_x \chi_{\alpha E}^{(0)}(x, t) \\ &\quad + \chi_{\alpha E}^{*(0)}(x, t) \partial_x \chi_{\alpha E}^{(2)}(x, t)\}} + c.c., \end{aligned} \quad (57)$$

$$\overline{I^{(2b)}(x, t)} = -\frac{ie\hbar}{2m} \sum_{\alpha E} f_\alpha(E) \overline{\chi_{\alpha E}^{*(1)}(x, t) \partial_x \chi_{\alpha E}^{(1)}(x, t)} + c.c. \quad (58)$$

Using Eq.(48), we can show that

$$\begin{aligned} \overline{\chi_{\alpha E}^{(2)}(x, t)} &= e^{iEt/\hbar} \sum_E \int dx' dx'' G^R(x, x', E) \\ &\quad \times G^R(x', x'', E') \chi_{\alpha E}(x'') W_{E-E'}(x', x''), \end{aligned} \quad (59)$$

and the phase factor  $e^{iEt/\hbar}$  cancels that of  $\chi_{\alpha E}^{*(0)}(x, t)$ . Therefore,  $\overline{I^{(2a)}(x, t)}$  is independent of time. Similarly,

$$\begin{aligned} \overline{I^{(2b)}(x, t)} &= -\frac{ie\hbar}{2m} \sum_{\alpha E} f_\alpha(E) \sum_{E'} \int dx' \{G^R(x, x', E') \chi_{\alpha E}(x')\}^* \\ &\quad \times \int dx'' \partial_x G^R(x, x'', E') \chi_{\alpha E}(x'') W_{E-E'}(x', x'') + c.c., \end{aligned} \quad (60)$$

is independent of time. Therefore, regarding the current continuity relation, we can evaluate the average current in the asymptotic region  $x \rightarrow \infty_\beta$ . Now we find

$$\overline{I_\beta^{(2)}} = \sum_{\alpha E} f_\alpha(E) \{J_{\beta\alpha}^{(2a)}(E) + J_{\beta\alpha}^{(2b)}(E)\}, \quad (61)$$

$$J_{\beta\alpha}^{(2a)}(E) = \frac{2es\beta}{\hbar} \Im[S_{\beta\alpha}(E)\mathcal{F}_{\beta\alpha}^*(E)], \quad (62)$$

$$\begin{aligned} \mathcal{F}_{\beta\alpha}(E) &= \int dx' \chi_{\beta E}(x') \int dx'' \chi_{\alpha E}(x'') \\ &\quad \times \sum_{E'} G^R(x', x'', E') W_{E-E'}(x', x''), \end{aligned} \quad (63)$$

$$J_{\beta\alpha}^{(2b)}(E) = -\frac{es\beta}{\hbar^2} \sum_{E'} \int dx' dx'' g_{\alpha}(E, x'', x') g_{\beta}(E', x'', x') W_{E-E'}(x', x''), \quad (64)$$

where  $g_{\alpha}(E, x, x') \equiv \chi_{\alpha E}(x)\chi_{\alpha E}^*(x')$ .

Here we consider a symmetric QPC where we use  $U_1(x) = U_1(-x)$  and  $\delta U(x, t) = \delta U(-x, t)$  for simplicity. It can be shown that there is no pumped current as follows. Using the relation of the Green's function

$$\Im G^R(x, x', E) = -\frac{1}{2\hbar} \sum_{\gamma} g_{\gamma}(E, x, x'), \quad (65)$$

after some manipulations, we have

$$\sum_{\alpha} J_{\beta\alpha}^{(2a)}(E) = \frac{es\beta}{\hbar^2} \sum_{E'} \int dx' dx'' g_{\beta}(E, x', x'') \sum_{\gamma} g_{\gamma}(E', x'', x') W_{E-E'}(x', x''),$$

and when the bias is zero  $\mu_l = \mu_r$ ,

$$\overline{I_{\beta}^{(2)}}|_{\text{zero bias}} = \sum_E f(E) \sum_{\alpha} \{J_{\beta\alpha}^{(2a)}(E) + J_{\beta\alpha}^{(2b)}(E)\} \quad (66)$$

$$= 0. \quad (67)$$

Therefore, the average current for a finite bias is

$$\overline{I_{\beta}^{(2)}} = \sum_E (f_{\beta}(E) - f_{\alpha}(E)) (-es\beta) \mathcal{T}^{(2)}(E), \quad (68)$$

$$\mathcal{T}^{(2)}(E) = -\frac{s\beta}{e} \{J_{\beta\beta}^{(2a)}(E) + J_{\beta\beta}^{(2b)}(E)\}, \quad (69)$$

and the linear conductance is for  $k_B T \ll E_F$ ,

$$g = G_0(\mathcal{T}(\bar{\mu}) + \mathcal{T}^{(2)}(\bar{\mu})), \quad (70)$$

where  $\bar{\mu} = (\mu_l + \mu_r)/2 = E_F$ .

Let us first evaluate  $\mathcal{T}^{(2)}$  when the single particle scattering is absent,  $\mathcal{T} = 1$ . Then the conductance correction is

$$\begin{aligned} \mathcal{T}^{(2)}(E_F) &= -\sum_E \frac{1}{\hbar^2 v_{E_F} v_E} W_{E_F-E}(x, x') \\ &\quad \times [e^{-ik_F(x-x') + ik_E|x-x'|} + c.c. - e^{-ik_F(x-x') + ik_E(x-x')}]. \end{aligned} \quad (71)$$

We consider the paramagnon fluctuation in the form as  $W_E(x, x') \sim 2\pi a_{\Omega}^2 \nu(x)\nu(x')\delta(E - \hbar\Omega)$  with  $\nu(x) = \exp(-\frac{x^2}{2L^2})$  and  $a_{\Omega}$  is the temperature dependent fluctuation amplitude of frequency  $\Omega$ . In the slow limit  $\Omega \rightarrow 0$  of the fluctuation, we have  $\mathcal{T}^{(2)} = -(\frac{a_{\Omega}L}{\hbar v_F})^2 e^{-4(k_FL)^2}$ , which is exponentially small for smooth fluctuation,  $Lk_F \gg 1$ . We had numerically evaluated the linear conductance in the general situation  $\mathcal{T} \leq 1$  using a model potential described in Appendix B with the fluctuation spectrum Eq.(44). As shown in [13] Fig.1, as a function of Fermi energy for a fixed static potential

height  $U_1$ , the first conductance step clearly shows additional structure with increasing temperature, where the conductance is suppressed for  $\mathcal{T} > 0.6$  and enhanced for  $\mathcal{T} < 0.6$ . Note that in the most experiments, the conductance step had been observed not by changing reservoir Fermi energy but by changing the gate voltage which is equivalent to change potential height  $U_1$ . We demonstrate this situation in the next section. Noting that the characteristic fluctuation frequency  $2\pi/\omega_p$  is much longer than  $\tau_{tr}$ , the electron transit time, when  $I_0$  approaches 1, the transmitted electron “sees” an effectively frozen potential. This situation can be properly argued in the context of adiabatic transport theory.[29] For making the argument simple, the fluctuating field is reflected in the time dependent single particle potential  $U(x, t) \equiv U_1(x) + a_\Omega \cos \Omega t$  and using the instantaneous transmission coefficient  $\mathcal{T}^t$ , the biased current is

$$I_{bias} = \frac{e}{\tau} \oint dt \sum_E \mathcal{T}^t (f_l(E) - f_r(E)), \quad (72)$$

with  $\tau = 2\pi/\Omega$  where we have neglected higher correction of the adiabatic approximation.[29] Assuming that the fluctuation amplitude  $a_\Omega$  is smaller than  $E_F$  and independent of  $U_1$  or  $E_F$ , Taylor expansion of  $\mathcal{T}^t$  with  $a_\Omega$  provides for low temperatures

$$g = G_0(\mathcal{T}(E_F) + \frac{a_\Omega^2}{4} \frac{\partial^2 \mathcal{T}(E_F)}{\partial U_1^2}). \quad (73)$$

The second derivative  $\frac{\partial^2 \mathcal{T}(E_F)}{\partial U_1^2}$  is negative for the region  $\mathcal{T} > 0.5$  and positive  $\mathcal{T} < 0.5$  which was the tendency found in the numerical calculation with the paramagnon model, which induces plateau like feature at  $\mathcal{T} = 0.5$ . The analysis in this section had been extended to the current-current correlation in Ref.[30], where we found the shot-noise was suppressed when  $\mathcal{T} \sim 0.5$ . Unfortunately, this phenomenological analysis cannot account the full feature of the *0.7 anomaly*, namely, a plateau like feature occurs where  $\mathcal{T} \sim 0.7$  not  $\mathcal{T} \sim 0.5$ . The effect of semiclassical slowing[22] may help to shift the anomaly, which was not accounted in the analysis of this section since we have used  $W_\sigma(x, x', \omega)$  obtained for  $\mathcal{T} \sim 1$ , but may be treated by assuming that the oscillating amplitude  $a_\Omega$  depends on energy as done in [22]. In the next section, we present another origin (the quantum correction) to shift the anomaly to higher position.

## 6. Linear response with perturbation theory

Here, we discuss the conductivity of the QPC by using the linear response theory. For a non-interacting Hamiltonian, the conductance is provided by Landauer’s formula. Then, we deal with the effect of the short-range Coulomb interaction localized near a QPC with a perturbation theory up to the second order.

### 6.1. Conductivity and conductance

With an electric field  $E(x) = -\partial\phi(x)/\partial x$  and the current density operator  $j(x)$ , Eq. (50), the expectation of the current density is

$$j(x, \omega) = -\frac{i}{\hbar} \int_0^\infty dt \frac{e^{i\omega t} - 1}{i\omega} \langle [\int dy E(y) j(y), j(x, t)] \rangle$$

$$= - \int dy E(y) \int_{-\infty}^{\infty} dt \frac{e^{i\omega t} - 1}{i\omega} K^R(x, y, t), \quad (74)$$

where the current-current response function is

$$K^R(x, y, t) = -\frac{i}{\hbar} \theta(t) \langle [j(x, t), j(y)] \rangle, \quad (75)$$

with its Fourier transform

$$K^R(x, y, \omega) = \int_{-\infty}^{\infty} dt e^{i\omega t} K^R(x, y, t). \quad (76)$$

Then the current is derived by

$$j(x, \omega) = \int dy E(y) \sigma(x, y, \omega), \quad (77)$$

with the non-local conductivity defined as

$$\sigma(x, y, \omega) = -\frac{1}{i\omega} (K^R(x, y, \omega) - K^R(x, y, 0)). \quad (78)$$

In the limit of zero frequency, the static conductivity consists only of a dissipative part and is obtained by  $\sigma(x, y) = \lim_{\omega \rightarrow 0} \Re \sigma(x, y, \omega)$ . From the argument based on the Lehmann expression and using a continuity equation, we can show that the static conductivity is a constant,

$$\frac{\partial}{\partial x} \sigma(x, y) = \frac{\partial}{\partial y} \sigma(x, y) = 0. \quad (79)$$

The steady current is uniform,

$$j(x) = \int dy E(y) \sigma = \sigma \int dy \left( -\frac{\partial \phi(y)}{\partial y} \right) = -\sigma \phi(y) \Big|_{y=-\infty}^{y=\infty}, \quad (80)$$

and the scalar potential in the non-interacting reservoir is equal to the external potential,  $\phi(y = \infty) = \mu_R/e$  and  $\phi(y = -\infty) = \mu_L/e$ , therefore the conductance is  $g = j / (\frac{\mu_L - \mu_R}{e}) = \sigma$ .

## 6.2. Perturbation theory on $K$

The current-current response function is obtained from the thermal Green's function by analytic continuation,  $i\nu_l \rightarrow \hbar\omega + i\eta$ ,

$$K[x, y, u] \equiv - \langle T_\tau j(x, u) j(y) \rangle \quad (81)$$

$$= \frac{1}{\beta} \sum_l K(x, y, i\nu_l) e^{-i\nu_l u}, \quad (82)$$

where  $\nu_l = 2\pi l/\beta$  since  $j(x)$  is a boson-type operator and  $j(x, u) = e^{u\mathcal{H}} j(x) e^{-u\mathcal{H}}$  with  $\mathcal{H} \equiv H - \mu N$ . The inverse transformation is

$$K(x, y, i\nu_l) = \int_0^\beta du K[x, y, u] e^{i\nu_l u}. \quad (83)$$

The explicit expression of  $K$  is

$$K[x, y, u] = - \left( \frac{e\hbar}{2m} \right)^2 \times \sum_{\sigma\sigma'} \left( \frac{\partial}{\partial x_4} - \frac{\partial}{\partial x_1} \right) \left( \frac{\partial}{\partial x_3} - \frac{\partial}{\partial x_2} \right) G_{\sigma\sigma'} [x_1, x_2, x_3, x_4, u] \Big|_{x_1, x_4 \rightarrow x}^{x_2, x_3 \rightarrow y}. \quad (84)$$

A two-particle thermal Green's function is obtained with perturbation expansion:

$$G_{\sigma\sigma'}[x_1, x_2, x_3, x_4, u] = -\langle T_\tau U(\beta) \Psi_\sigma^\dagger(x_1, u) \Psi_{\sigma'}^\dagger(x_2) \Psi_{\sigma'}(x_3) \Psi_\sigma(x_4, u) \rangle_{0L}, \quad (85)$$

where

$$U(\beta) = T_\tau \exp\left(-\int_0^\beta du H_I(u)\right). \quad (86)$$

The statistical average is defined by  $\langle \mathcal{O} \rangle_0 \equiv \text{Tr} e^{-\beta \mathcal{H}_0} \mathcal{O} / \text{Tr} e^{-\beta \mathcal{H}_0}$  and the symbol 'L' represents that only linked-diagram is considered. In the following, the time-development of operators is governed by interaction representation:  $\Psi_\sigma(x, u) = e^{u\mathcal{H}_0} \Psi_\sigma(x) e^{-u\mathcal{H}_0}$  with  $\mathcal{H}_0 \equiv H_0 - \mu N$ .

Since  $\langle j \rangle_0 = 0$ , the zero-th order maintains a relevant contraction of Eq. (85),

$$\begin{aligned} G_{\sigma\sigma'}^{(0)}[x_1, x_2, x_3, x_4, u] &= \langle T_\tau \Psi_\sigma^\dagger(x_1, u) \Psi_{\sigma'}(x_3) \rangle_0 \langle T_\tau \Psi_{\sigma'}^\dagger(x_2) \Psi_\sigma(x_4, u) \rangle_0 \\ &= \delta_{\sigma\sigma'} G_{0\sigma}[x_3, x_1, -u] G_{0\sigma}[x_4, x_2, u]. \end{aligned} \quad (87)$$

Since we know that the static conductance is real, we only need the imaginary part  $\Im G_{\sigma\sigma'}^R(x_1, x_2, x_3, x_4, \hbar\omega)$  see Eq. (78). It is straightforward to obtain the following,

$$\begin{aligned} &\lim_{\omega \rightarrow 0} \frac{1}{\omega} \Im G_{\sigma\sigma'}^{R(0)}(x_1, x_2, x_3, x_4, \omega) \\ &= -\delta_{\sigma\sigma'} \frac{\hbar}{\pi} \int d\epsilon \left(-\frac{\partial f(\epsilon)}{\partial \epsilon}\right) \Im G_{0\sigma}^R(x_3, x_1, \epsilon) \Im G_{0\sigma}^R(x_4, x_2, \epsilon), \end{aligned} \quad (88)$$

where  $f(\epsilon) = 1/(e^{\beta\epsilon} + 1)$ . Now the conductance is

$$g^{(0)} = -\left(\frac{e\hbar}{2m}\right)^2 \frac{\hbar}{\pi} \int d\epsilon \left(-\frac{\partial f(\epsilon)}{\partial \epsilon}\right) \sum_\sigma \mathcal{G}_\sigma^{(0)}(x, y, \epsilon), \quad (89)$$

where

$$\begin{aligned} \mathcal{G}_\sigma^{(0)}(x, y, \epsilon) &= \left(\frac{\partial}{\partial x_4} - \frac{\partial}{\partial x_1}\right) \left(\frac{\partial}{\partial x_3} - \frac{\partial}{\partial x_2}\right) \Im G_{0\sigma}^R(x_3, x_1, \epsilon) \Im G_{0\sigma}^R(x_4, x_2, \epsilon) \Big|_{x_1, x_4 \rightarrow x}^{x_2, x_3 \rightarrow y} \\ &= -\frac{2m^2}{\hbar^4} |t_\sigma(\mu + \epsilon)|^2, \end{aligned} \quad (90)$$

where we take  $x \rightarrow \infty, y \rightarrow -\infty$  in the last equation since the conductivity is homogeneous and use the asymptotic form of the Green's functions, Eq. (14,15). The conductance is finally,

$$g^{(0)} = \frac{e^2}{h} \sum_\sigma \int d\epsilon \left(-\frac{\partial f}{\partial \epsilon}\right) |t_\sigma(\mu + \epsilon)|^2, \quad (91)$$

which is a Landauer's formula for single channel.

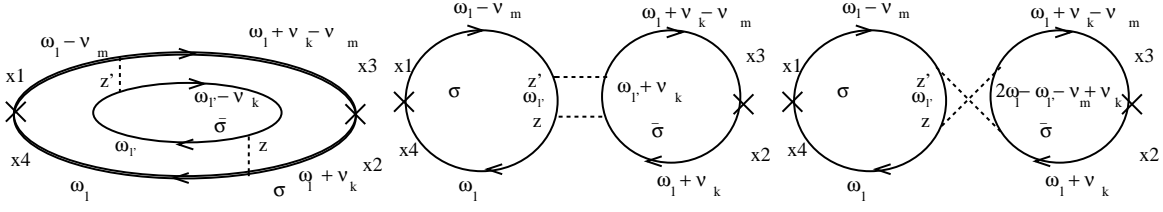
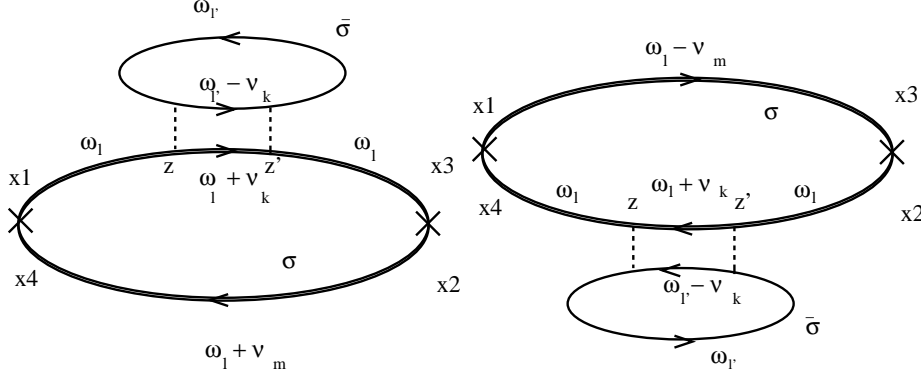
The first order correction, which is only from the self-energy of the single particle Green's function (Hartree term), which is absorbed in  $U_1(x)$  as discussed in Sec. 3.

### 6.3. Second order corrections

The second order diagrams for short-range interaction consist of three vertex diagrams ( $D_i, i = 1, 2, 3$ ) and two self-energy diagrams,  $C_1, C_2$ . The formula for conductance correction with the vertex diagrams in Fig.3 is

$$g^{2D} = \frac{e^2}{h} \sum_\sigma \int d\zeta \left(-\frac{\partial f(\zeta)}{\partial \zeta}\right) \mathcal{T}_\sigma^{2D}(\zeta), \quad (92)$$




**Figure 3.** Diagrams  $D_1$ ,  $D_2$  and  $D_3$ 

**Figure 4.** Diagrams  $C_1$  and  $C_2$ 

where

$$\begin{aligned}
 \mathcal{T}_\sigma^{2D}(\zeta) &= \frac{1}{\hbar^2} \sum_{\sigma'} \int dz dz' u(z) u(z') \\
 &\times \int \frac{d\epsilon}{\pi} \int \frac{d\epsilon'}{\pi} (f(\epsilon) + b(\epsilon - \zeta))(f(\epsilon') - f(\epsilon' + \epsilon - \zeta)) g_{l\sigma'}(\epsilon + \mu, z', z) \\
 &\times [(\delta_{\sigma\sigma'} \Im G_{0\bar{\sigma}}^R(z, z', \epsilon') \Im G_{0\bar{\sigma}}^R(z', z, \epsilon' + \epsilon - \zeta) \\
 &+ \delta_{\sigma\bar{\sigma}'} \Im G_{0\sigma}^R(z, z', \epsilon') \Im G_{0\bar{\sigma}}^R(z', z, \epsilon' + \epsilon - \zeta)) g_{r\sigma}(\zeta + \mu, z', z) \\
 &- \delta_{\sigma\bar{\sigma}'} \Im G_{0\sigma}^R(z, z', \epsilon' + \epsilon - \zeta) \Im G_{0\bar{\sigma}}^R(z, z', -\epsilon') g_{r\sigma}(-\zeta + \mu, z, z')], \quad (94)
 \end{aligned}$$

where  $b(\epsilon) = 1/(e^{\beta\epsilon} - 1)$ . The second order self-energy diagrams are for electron and hole channels (Fig. 4). We have the formula of conductance correction

$$g^{2C} = \frac{e^2}{h} \sum_{\sigma} \int d\zeta \left( -\frac{\partial f(\zeta)}{\partial \zeta} \right) \mathcal{T}_\sigma^{2C}(\zeta), \quad (95)$$

where

$$\begin{aligned}
 \mathcal{T}_\sigma^{2C}(\zeta) &= \frac{2}{\hbar} \int dz dz' \\
 &\times \{ \Re \Sigma_{2\sigma}^R(z, z', \zeta) \Im(t_\sigma^*(\zeta + \mu) \tilde{g}_\sigma(\zeta + \mu, z, z')) \\
 &+ \Im \Sigma_{2\sigma}^R(z, z', \zeta) \Re(t_\sigma^*(\zeta + \mu) \tilde{g}_\sigma(\zeta + \mu, z, z')) \} \\
 &\equiv \mathcal{T}_\sigma^{2CR}(\zeta) + \mathcal{T}_\sigma^{2CI}(\zeta), \quad (97)
 \end{aligned}$$

where  $\tilde{g}_\sigma(E, z, z') \equiv \chi_{E,\sigma,l}(z) \chi_{E,\sigma,r}(z')$  and  $\mathcal{T}_\sigma^{2CR}(\mathcal{T}_\sigma^{2CI})$  is the term containing the real (imaginary) part of the self-energy  $\Sigma_{2\sigma}^R$ . The imaginary part of the self-energy is

$$\Im \Sigma_{2\sigma}^R(z, z', \zeta) = u(z) u(z') \int \frac{d\epsilon d\epsilon'}{\pi^2} \{ f(\epsilon) + b(\epsilon - \zeta) \} \{ f(\epsilon') - f(\epsilon' + \epsilon - \zeta) \}$$

$$\times \Im G_{0\sigma}^R(z', z, \epsilon) \Im G_{0\bar{\sigma}}^R(z', z, \epsilon') \Im G_{0\bar{\sigma}}^R(z, z', \epsilon' + \epsilon - \zeta). \quad (98)$$

Summing all these terms, the second order correction of the conductance is

$$g^{(2)} = \frac{e^2}{h} \sum_{\sigma} \int d\zeta \left(-\frac{\partial f}{\partial \zeta}\right) [\mathcal{T}_{\sigma}^{2CR}(\zeta) + \mathcal{T}_{\sigma}^{2CI}(\zeta) + \mathcal{T}_{\sigma}^{2D}(\zeta)]. \quad (99)$$

The last two terms  $\mathcal{T}_{\sigma}^{2CI}(\zeta)$  Eq.(96) and  $\mathcal{T}_{\sigma}^{2D}(\zeta)$ , Eq.(93), contain the same factor,  $[f(\epsilon) + b(\epsilon - \zeta)][f(\epsilon') - f(\epsilon' + \epsilon - \zeta)]$ . Adding these terms, we have

$$\begin{aligned} \mathcal{T}_{\sigma}^{2CI+2D}(\zeta, T) &\equiv \int \frac{d\epsilon}{\pi} \int \frac{d\epsilon'}{\pi} \\ &\times [f(\epsilon) + b(\epsilon - \zeta)][f(\epsilon') - f(\epsilon' + \epsilon - \zeta)] \mathcal{F}_{\sigma}(\zeta, \epsilon, \epsilon'). \end{aligned} \quad (100)$$

For  $k_B T \ll \mu$ , we can approximate

$$\mathcal{F}_{\sigma}(\zeta, \epsilon, \epsilon') \rightarrow \mathcal{F}_{\sigma}(0, 0, 0) \equiv \mathcal{F}_{\sigma 0}.$$

At  $T = 0$ , noting  $f(\epsilon) = \theta(-\epsilon)$  and  $b(\epsilon) = -\theta(-\epsilon)$ ,

$$\begin{aligned} &\int d\epsilon \int d\epsilon' [f(\epsilon) + b(\epsilon - \zeta)][f(\epsilon') - f(\epsilon' + \epsilon - \zeta)] \\ &= \int d\epsilon \int d\epsilon' [\theta(-\epsilon) - \theta(\zeta - \epsilon)][\theta(-\epsilon') - \theta(\zeta - \epsilon - \epsilon')] \\ &= \theta(\zeta) \int_0^{\zeta} d\epsilon (\zeta - \epsilon) + \theta(-\zeta) \int_{\zeta}^0 d\epsilon (\epsilon - \zeta) \\ &= \frac{\zeta^2}{2}, \end{aligned} \quad (101)$$

hence these terms vanish as  $\zeta \rightarrow 0$  at  $T = 0$ :

$$\mathcal{T}_{\sigma}^{2CI+2D}(\zeta, 0) \sim \frac{\zeta^2}{2\pi^2} \mathcal{F}_{\sigma 0}. \quad (102)$$

The rapid decrease in the imaginary part of the self-energy near the Fermi energy is the key idea as regards the validity of the Landau Fermi liquid theory. It is interesting that the terms  $\mathcal{T}_{\sigma}^{2CI}(\zeta)$  and  $\mathcal{T}_{\sigma}^{2D}(\zeta)$  are physically equivalent to the corrections  $J_{\beta\alpha}^{(2a)}$  and  $J_{\beta\alpha}^{(2b)}$  in Eq.(69), respectively.

We collect energy/temperature dependent terms as  $\mathcal{T}_{\sigma}^{2T}(\zeta) \equiv \mathcal{T}_{\sigma}^{2CI}(\zeta) + \mathcal{T}_{\sigma}^{2D}(\zeta) + \mathcal{T}_{\sigma}^{2CR}(\zeta) - \mathcal{T}_{\sigma}^{2CR}(0)|_{T=0}$ . We can express the conductance correction as follows:

$$g^{(2)} = g^{quantum} + g^{thermal} \quad (103)$$

where  $g^{thermal} \equiv \frac{e^2}{h} \sum_{\sigma} \int d\zeta \left(-\frac{\partial f}{\partial \zeta}\right) \mathcal{T}_{\sigma}^{2T}(\zeta)$  vanishes at absolute zero, while  $g^{quantum} = \frac{e^2}{h} \sum_{\sigma} \mathcal{T}_{\sigma}^{2CR}(0)|_{T=0}$ , which consists of the real part of the self-energy, remains nonzero.

First, we study the quantum correction of the conductance. If the static potential is absent ( $U_1 = 0$  and  $t_{\mu+\epsilon} = 1$ ), noting  $\Im(\tilde{g}_{\sigma}(\mu + \zeta, z, z')) \propto -\sin k_{\mu+\zeta}(z - z')$  and the self-energy  $\Re\Sigma_{2\sigma}^R(z', z, \epsilon)$  is symmetric in  $z \leftrightarrow z'$ ,  $\mathcal{T}_{\sigma}^{2CR}(\zeta)$  vanishes after  $z, z'$  integration, Eq.(96). Therefore, there is no quantum correction (conductance correction by the interaction at zero temperature) when  $U_1 = 0$ . [15, 16, 17, 18]. We have determined that the quantum part of the conductance correction is related to

$$\mathcal{T}_{\sigma}^{2CR}(0)|_{T=0} = \frac{2}{h} \int dz dz' \Im\{t_{\sigma}^*(\mu) \tilde{g}_{\sigma}(\mu, z, z')\} \Re\Sigma_{2\sigma}^R(z, z', 0, T = 0). \quad (104)$$

The real part of the self-energy ( $T = 0$ ) is evaluated from that of imaginary part with the relation,

$$\Re \Sigma_{2\sigma}^R(z', z, 0) = -\text{P} \int \frac{d\epsilon \Im \Sigma_{2\sigma}^R(z', z, \epsilon)}{\pi - \epsilon}. \quad (105)$$

It can be shown that the function  $\Re \Sigma_{2\sigma}^R(z, z', 0)|_{T=0}$  has a logarithmic peak at  $z = z'$  and we switch the variables as  $z - z' \equiv \zeta$  and  $(z + z')/2 \equiv Z$ . Then Eq. (104) reduces to

$$\mathcal{T}_\sigma^{2CR}(0)|_{T=0} \sim \frac{2}{\hbar} \int dZ \Im \{t_\sigma^*(\mu) \tilde{g}_\sigma(\mu, Z, Z)\} \mathcal{S}_\sigma(Z), \quad (106)$$

$$\mathcal{S}_\sigma(Z) \equiv \int d\zeta \Re \Sigma_{2\sigma}^R(Z + \frac{\zeta}{2}, Z - \frac{\zeta}{2}, 0)|_{T=0}, \quad (107)$$

and  $\mathcal{S}_\sigma(Z)$  has a sharp negative peak at  $Z = 0$ . We note that

$$\begin{aligned} \frac{2}{\hbar} \Im \{t_\sigma^*(\mu) \tilde{g}_\sigma(\mu, Z, Z)\} &= \frac{2}{\hbar} \Im \{t_\sigma^*(\mu) (-\frac{\hbar t_\sigma(\mu)}{i} G_\sigma^R(\mu, Z, Z))\} \\ &= 2\mathcal{T}_\sigma(\mu) \Re G_\sigma^R(\mu, Z, Z) \end{aligned} \quad (108)$$

$$= -4\pi\eta(Z), \quad (109)$$

where we used the argument of the scattering matrices of Gasparian *et.al.*[31] Eq.(37) and its Appendix. The function  $\eta(Z) \equiv -\frac{\delta\mathcal{T}}{4\pi\delta U(x)}$  is called a *sensitivity*, which characterizes the dependence of the transmission probability on the local potential. The sensitivity was estimated for a short range potential  $U_1(x) = V\delta(x)$  in Ref.[31], and is a strongly oscillating function. The sensitivity of a long range potential was evaluated using the exact scattering functions in Appendix B, and we found that  $\eta(Z = 0)$  is peaked when  $-\frac{dT}{dU_1}$  is maximum. Therefore, we found that the quantum correction is *positive* and peaked at  $\mathcal{T} \sim 0.5$ ,

$$\mathcal{T}_\sigma^{2CR}(0)|_{T=0} \sim 4\pi\eta(0) \{-\int dZ \mathcal{S}_\sigma(Z)\}, \quad (110)$$

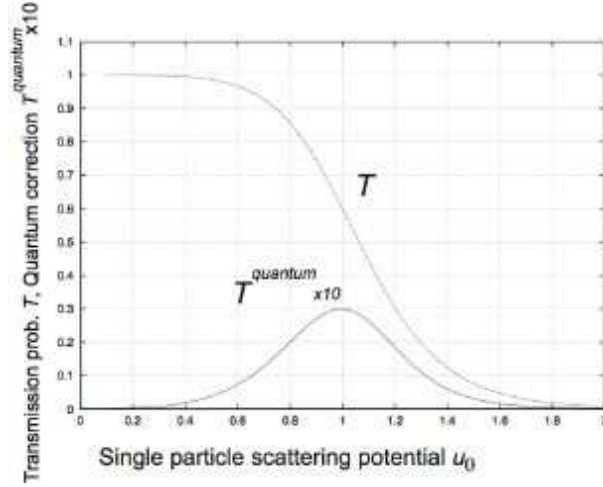
where the integral  $-\int dZ \mathcal{S}_\sigma(Z)$  is found to be a positive constant. We numerically evaluate this correction using the model in Appendix B which is shown in Fig. 5 as a function of the static potential height  $u_0$  for the long-range potential  $\ell = 2$  along with the transmission probability  $\mathcal{T}$ .

Then we study the thermal correction of the conductance. For  $\zeta = 0$  in Eq.(100), by putting  $\beta\epsilon \equiv x$ , and  $\beta\epsilon' \equiv y$ ,

$$\begin{aligned} \mathcal{T}_\sigma^{2CI+2D}(0, T) &= \frac{\mathcal{F}_{\sigma 0}}{\pi^2 \beta^2} \int dx dy \left( \frac{1}{e^x + 1} + \frac{1}{e^x - 1} \right) \left( \frac{1}{e^y + 1} - \frac{1}{e^{x+y} + 1} \right) \\ &= \mathcal{F}_{\sigma 0} \frac{1}{2\beta^2}. \end{aligned} \quad (111)$$

We approximate using both cases, Eqs.(102),(111), as

$$\mathcal{T}_\sigma^{2CI+2D} \sim \frac{1}{2} \mathcal{F}_{\sigma 0} \left( \frac{\zeta^2}{\pi^2} + \frac{1}{\beta^2} \right). \quad (112)$$



**Figure 5.**  $U_1$  dependence of the quantum correction for long-range potential,  $\ell = 2$ . (Solid line, the data is multiplied by 10 for the presentation) The dashed line is the transmission probability  $\mathcal{T}$ .

The rest of the thermal contribution comes from

$$\mathcal{T}(\zeta) - \mathcal{T}(0) \sim \frac{\zeta^2}{2} \tau_{0\sigma}, \quad (113)$$

$$\mathcal{T}_\sigma^{2CR}(\zeta) - \mathcal{T}_\sigma^{2CR}(0)|_{T=0} \sim \frac{\zeta^2}{2} \tau_{1\sigma} + \frac{1}{2\beta^2} \tau_{2\sigma}, \quad (114)$$

where the coefficients are

$$\tau_{0\sigma} \equiv \frac{\partial^2}{\partial \zeta^2} \mathcal{T}(\zeta)|_{\zeta=0}, \quad (115)$$

$$\tau_{1\sigma} \equiv \frac{\partial^2}{\partial \zeta^2} \mathcal{T}_\sigma^{2CR}(\zeta, T=0)|_{\zeta=0}, \quad (116)$$

$$\tau_{2\sigma} \equiv \frac{\partial^2}{\partial (k_B T)^2} \mathcal{T}_\sigma^{2CR}(\zeta=0, T)|_{T=0}. \quad (117)$$

Executing  $\zeta$  integral, we have the thermal correction, which is quadratic in temperature, as

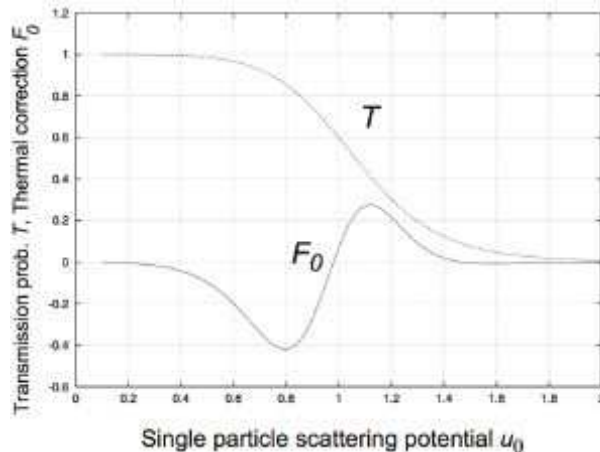
$$g^{thermal} \sim \frac{e^2}{h} \sum_{\sigma} \frac{1}{2\beta^2} \left\{ \frac{\pi^2}{3} (\tau_{0\sigma} + \tau_{1\sigma}) + \tau_{2\sigma} + \frac{4}{3} \mathcal{F}_{\sigma 0} \right\}, \quad (118)$$

and the gate voltage dependence of the thermal correction of the conductance is controlled by

$$\begin{aligned} \mathcal{F}_{\sigma 0} \equiv & \frac{1}{4\hbar^4} \int dz u(z) \int dz' u(z') \left( \sum_{\alpha} g_{\sigma\alpha}(\mu, z, z') \right)^2 \\ & \times [g_l(\mu, z', z) \{2g_{\sigma r}(\mu, z', z) - g_{\sigma r}(\mu, z, z')\} \\ & - \Re\{t^*(\mu) \tilde{g}_{\sigma}(\mu, z, z')\} \sum_{\beta} g_{\sigma\beta}(\mu, z, z')]. \end{aligned} \quad (119)$$

When  $U_1 = 0$  with noting that  $\tau_{(0,1,2)\sigma} = 0$ ,

$$\frac{g^{thermal}}{G_0} |_{U_1=0} = \frac{2}{3\beta^2} \mathcal{F}_{\sigma 0}$$



**Figure 6.**  $U_1$  dependence of the function  $\mathcal{F}_0$  (solid line) in the case of long-range potential,  $\ell = 2$ . The dashed line is the transmission probability  $\mathcal{T}$ .

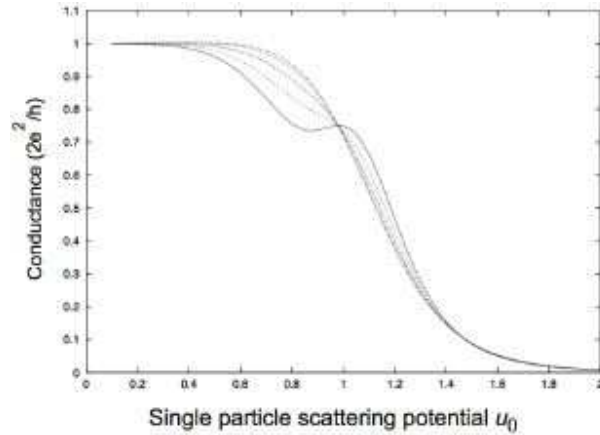
$$= - \left( \frac{\pi T}{T_F} \right)^2 \frac{k_F^2}{48\pi^2 E_F^2} (u_{2k_F}^2 + u_{4k_F}^2),$$

where  $u_k$  is the Fourier transform of  $u(x)$ . This coincides with that of Ref.[23] in the limit of short range interaction and  $E_F \equiv k_B T_F$ . This correction is exponentially small for  $Lk_F > 1$ ,  $g^{quantum} \propto -(u_g L)^2 e^{-(2Lk_F)^2}$  assuming the interaction is localized to QPC like  $u(x) \sim u_g e^{-x^2/(2L^2)}$ . We numerically evaluate the factor  $\mathcal{F}_{\sigma_0}$  using the model in Appendix B which is shown in Fig. 6 as a function of the static potential height  $u_0$  for the long-range potential  $\ell = 2$  along with the transmission probability  $\mathcal{T}$ . The function  $F_{\sigma_0}(u_0)$  is roughly proportional to  $d^2\mathcal{T}/du_0^2$ , which was already found in the phenomenological analysis in Sec.5.

Combining the results numerically obtained so far, we plot the temperature dependence of the conductance in Fig. 7 for long-range potential  $\ell = 2$  and  $v = 10.0/(\pi a_B k_F) = 2.0$ , corresponding to  $a_B k_F \sim 1.7$ . We neglected the effects of  $\tau_{0,1,2\sigma}$  for simplicity, which is less dominant for lower temperatures. It is clear that the *conductance anomaly* located at  $\mathcal{T} \sim 0.7$  develops with the temperature. Further detail analysis on the dependence of the anomaly size, position on the shape of the potential,  $\ell$ , and the interaction strength  $v$  would be useful for the comparison with the systematic experimental study. The perturbation analysis of this section can be extended to the situation with an in-plane Zeeman field.

## 7. Conclusions

We constructed a scattering formalism of the electrons passing through a quantum point contact as a result of Coulomb interaction. There are pronounced fluctuations (“paramagnons”) owing to the exchange interaction in the region of the constriction where the density is low and the short-range interaction is enhanced. From a time-dependent scattering formalism, the spin related backscattering of the electrons by the



**Figure 7.**  $U_1$  dependence of the conductance as a function of temperature for  $\ell = 2$ . Temperatures are  $k_B T / \mu = 0, 0.1, 0.2, 0.3, 0.4$ .

paramagnons can be the source of an additional quasi-plateau. The position of the anomaly and its shape are explained by the energy dependence of the transmission coefficient through the static barrier. Finally, we studied the conductance by employing a quantum linear response theory. We consider the Coulomb interaction perturbatively up to the second order. The thermal correction of the conductance increases with the square of the temperature, and the energy dependence is consistent with that obtained from the paramagnon model. The quantum correction provides a temperature independent positive contribution that could be the reason for the quasi-plateau appearing above the 0.5 conductance quanta. This mechanism would explain the unusual temperature dependence of the *0.7 anomaly*.

## Acknowledgments

We are indebted to Dr. Y. Hirayama for useful discussions. This work was partly supported by CREST-JST. Y. T. appreciates the hospitality of Dr. G. E. W. Bauer for my stay in Delft Univ. of Technology where this work had been initiated.

## Appendix A. Exact solution of inhomogeneous $\chi_s$

We solve following Dyson equation

$$\chi_s^R(x, x', \omega) = \chi_{0s}^R(x, x', \omega) + I \int_{-L/2}^{L/2} dy \chi_{0s}^R(x, y, \omega) \chi_s^R(y, x', \omega), \quad (\text{A.1})$$

with  $\chi_{0s}^R(x, x', \omega)$  given in Eq.(38). First we define two Fourier transformations:

$$\chi_s^{(in)}(q, q', \omega) = \int_{-L/2}^{L/2} dx \int_{-\infty}^{\infty} dx' e^{-iqx - iq'x'} \chi_s^R(x, x', \omega), \quad (\text{A.2})$$

$$\chi_s^{(tot)}(q, x', \omega) = \int_{-\infty}^{\infty} dx \int_{-\infty}^{\infty} dx' e^{-iqx - iq'x'} \chi_s^R(x, x', \omega), \quad (\text{A.3})$$

which satisfy the following equations

$$\begin{aligned}\chi_s^{(in)}(q, q', \omega) &= t(q + q')\chi_{0s}^R(-q', \omega) \\ &\quad + I \int \frac{dq_1}{2\pi} t(q - q_1)\chi_{0s}^R(q_1, \omega)\chi_s^{(in)}(q_1, q', \omega),\end{aligned}\quad (\text{A.4})$$

$$\chi_s^{(tot)}(q, q', \omega) = \chi_{0s}^R(q, \omega)[2\pi\delta(q + q') + I\chi_s^{(in)}(q, q', \omega)], \quad (\text{A.5})$$

where we introduced a Fourier transform of the step function

$$t(q) = \int dx e^{-iqx}\theta\left(\frac{L}{2} - |x|\right) = \frac{2}{q} \sin \frac{qL}{2}. \quad (\text{A.6})$$

After some manipulation, we obtain the expression of  $\chi_s^{(in)}$

$$\chi_s^{(in)}(q, q', \omega) = \frac{\chi_{0s}^R(q', \omega)}{1 - I\chi_{0s}^R(q', \omega)} [t(q + q') + K_q(q')], \quad (\text{A.7})$$

$$\begin{aligned}K_q(q') &= \frac{1}{\frac{e^{-i\tilde{q}L}}{(q_0 - \tilde{q})^2} - \frac{e^{i\tilde{q}L}}{(q_0 + \tilde{q})^2}} [t(\tilde{q} + q) \left[ \frac{e^{i(\tilde{q} + q')L/2}}{(q_0 + q')(q_0 + \tilde{q})} + \frac{e^{-i(\tilde{q} + q')L/2}}{(q_0 - \tilde{q})(q' - q_0)} \right] \\ &\quad - t(\tilde{q} - q) \left[ \frac{e^{i(q' - \tilde{q})L/2}}{(q_0 + q')(-\tilde{q} + q_0)} + \frac{e^{-i(q' - \tilde{q})L/2}}{(q_0 + \tilde{q})(q' - q_0)} \right]],\end{aligned}\quad (\text{A.8})$$

and  $\chi_s^{(tot)}$  is obtained from Eq.(A.5). The real space form is obtained by back-Fourier transformation and its real part is

$$\begin{aligned}\Re\chi_s^R(x, x', \omega) &= \frac{\rho}{1 - I_0} [\delta(x - x') - \frac{\tilde{q}}{2} \sin \tilde{q}|x - x'|] \\ &\quad - \frac{\tilde{q} \sin L\tilde{q}}{2\left(\frac{4(1 - I_0)}{I_0^2} + \sin^2 L\tilde{q}\right)} \left\{ \cos L\tilde{q} \cos \tilde{q}(x - x') + \frac{2 - I_0}{I_0} \cos \tilde{q}(x + x') \right\},\end{aligned}\quad (\text{A.9})$$

where  $I_0 = \rho I$ ,  $q_0 = \omega/v_F$  and the imaginary part is presented in the text.

## Appendix B. Numerical study

Here, we study conductance corrections derived in the text by numerical methods using the eigenfunctions of a model potential. We use a model static potential  $U_1(x) = U_1/\cosh(\frac{x}{\lambda})^2$ . The parameter  $\lambda$  characterizes the *smoothness* of the potential profile where  $L \sim 6\lambda$ . In the following numerical calculations, we normalize the energy by  $\mu$  and the length by  $k_F^{-1}$ . For example,  $U_1 = \mu u_0$ ,  $\lambda = \ell/k_F$ . Compared with the Fermi wavelength,  $\frac{L}{\lambda_F} = \frac{Lk_F}{2\pi} \sim \frac{6}{2\pi} k_F \lambda \equiv \frac{6}{2\pi} \ell$ .  $u_0$  and  $\ell$  are the main parameters of this model. The eigenfunctions of this potential are analytically given as

$$\begin{aligned}\phi_{l,E}(x > 0) &= t(E) \left(\frac{1 - \xi^2}{4}\right)^{-\frac{ik\lambda}{2}} F[-ik\lambda - s, -ik\lambda + s + 1, -ik\lambda + 1, \frac{1 - \xi}{2}], \\ \phi_{l,E}(x < 0) &= \left\{ \left(\frac{1 - \xi}{1 + \xi}\right)^{-\frac{ik\lambda}{2}} F[1 + s, -s, ik\lambda + 1, \frac{1 + \xi}{2}] \right. \\ &\quad \left. + r(E) \left(\frac{1 - \xi^2}{4}\right)^{-\frac{ik\lambda}{2}} F[-ik\lambda - s, -ik\lambda + s + 1, -ik\lambda + 1, \frac{1 + \xi}{2}] \right\},\end{aligned}\quad (\text{B.1})$$

where  $F[\alpha, \beta, \gamma, z]$  is Gauss's hyper-geometric function and  $\xi = \tanh \frac{x}{\lambda}$ ,  $k = \sqrt{2mE}/\hbar$  and  $s = (-1 + \sqrt{1 - 8m|U_1|\lambda^2/\hbar^2})/2$ . Because of the symmetry,  $\phi_{r,E}(x) = \phi_{l,E}(-x)$ .

The scattering coefficients are

$$t(E) = \frac{\Gamma(-ik\lambda - s)\Gamma(-ik\lambda + s + 1)}{\Gamma(-ik\lambda)\Gamma(-ik\lambda + 1)}, \quad (\text{B.2})$$

$$r(E) = \frac{\sin \pi s}{\sin \pi(-ik\lambda)} t(E). \quad (\text{B.3})$$

Finally, we also set a model profile of the interaction strength  $u(x) = u(x=0)/\cosh(\frac{x}{\lambda})^2$  with the same *smoothness* as  $U_1(x)$ , and we introduced dimensionless parameter  $v \equiv u(x=0)/(\lambda_F E_F)$ . By using the argument in sec.2,  $v \sim 10.0\hbar^2/(ma_B\lambda_F)/E_F = 10.0/(\pi a_B k_F)$ .

## References

- [1] K. J. Thomas *et al.*, Phys. Rev. Lett., **77**, 135 (1996).
- [2] A. Kristensen *et al.*, Phys. Rev. **B 62**, 10950 (2000).
- [3] D. J. Reilly, *et al.*, Phys. Rev. **B 63**, 121311 (2001).
- [4] A. C. Graham, *et al.*, Phys. Rev. Lett. **91**, 136404 (2003).
- [5] T. Morimoto, *et al.*, Phys. Rev. Lett. **97**, 096801 (2006).
- [6] C.-K. Wang and K.-F. Berggren, Phys. Rev. **B 54**, 14257 (1996).
- [7] H. Bruus, V. Cheianov, and K. Flensberg, Physica **E 10**, 97 (2001).
- [8] S. M. Cronenwett, *et al.*, Phys. Rev. Lett. **88**, 226805 (2002).
- [9] Y. Meir, K. Hirose, and N. S. Wingreen, Phys. Rev. Lett. **89** (2002) 196802.
- [10] K. Hirose, Y. Meir, and N. S. Wingreen, Phys. Rev. Lett. **90** (2003) 26804.
- [11] T. Rejec and Y. Meir, nature **442**, 900 (2006).
- [12] Y. Yoon, L. Mourokh, T. Morimoto, N. Aoki, Y. Ochiai, J. L. Reno, and J. P. Bird, Phys. Rev. Lett. **99** 136805 (2007).
- [13] Y. Tokura and A. Khaetskii, Physica **E 12**, 711 (2002).
- [14] H. Bruus and K. Flensberg, Semicond. Sci. Technol. **13**, A30 (1998).
- [15] S. Tarucha, T. Honda, and T. Saku, Solid State Comm. **94**, 413-418 (1995).
- [16] I. Safi and H. J. Schulz, Phys. Rev. **B 52**, 17040 (1995).
- [17] D. L. Maslov and M. Stone, Phys. Rev. **B 52**, 5539 (1995).
- [18] V. V. Ponomarenko, Phys. Rev. **B 52**, R8666 (1995).
- [19] K. A. Matveev, Phys. Rev. Lett. **92**, 106801 (2004).
- [20] Y. Tokura, Proceedings of the ICPS-26, Edinburgh, 2002. A. Khaetskii and Y. Tokura, the Proceedings of XXXIXth Rencontres de Moriond conference "Quantum Information and Decoherence in Nanosystems", eds. D.C.Glatti and M. Sanquer, Editions Frontiers, 2004.
- [21] A. Lassi, P. Schlagheck, and K. Richter, Phys. Rev. **B 75**, 045346 (2007).
- [22] C. Sloggett, A. I. Milstein, and O. P. Sushkov, arXiv:cond-mat/0606649.
- [23] A. M. Lunde, A. De Martino, R. Egger, and K. Flensberg, arXiv:cond-mat/07071989.
- [24] L. I. Glazman, G. B. Lesovik, D. E. Khmel'nitskii, and R. I. Shekhter, Pis'ma Zh. Eksp. Teor. Fiz. **48**, 218 (1988) (JETP Lett. **48**, 238 (1988)).
- [25] M. Büttiker, Phys. Rev. **B 41**, 7906 (1990).
- [26] E. Lieb and D. Mattis, Phys. Rev. **125**, 164 (1962).
- [27] Y. Levinson and P. Wölfle, Phys. Rev. Lett. **83**, 1399 (1999).
- [28] M. Büttiker, scattering formalism!
- [29] O. Entin-Wohlman and A. Aharony, Phys. Rev. **B 65**, 195411 (2002).
- [30] Y. Tokura, Physica **E 22**, 284 (2004).
- [31] V. Gasparian, T. Christen, and M. Büttiker, Phys. Rev. **A 54** (1996) 4022.
- [32] Y. B. Levinson, M. I. Lubin, and E. V. Sukhorukov, Phys. Rev. **B 45**, 11936 (1992).