

Plasmonic nature of van der Waals forces between nanoparticles

V.V. Klimov*

P.N. Lebedev Physical Institute, Russian Academy of Sciences, 53 Leninsky Prospekt, Moscow 119991, Russia

A. Lambrecht

*Laboratoire Kastler Brossel, ENS, Univ. Paris VI, CNRS,
4, place Jussieu, Case 74 F-75252 Paris Cedex 05, France*

(Dated: August 16, 2021)

We propose a new approach to calculate van der Waals forces between nanoparticles where the van der Waals energy can be reduced to the energy of elementary surface plasmon oscillations in nanoparticles. The general theory is applied to describe the interaction between 2 metallic nanoparticles and between a nanoparticle and a perfectly conducting plane. Our results could be used to prove experimentally the existence of plasmonic molecules [1]-[2] and to elaborate new control mechanisms for the adherence of nanoparticles between each other or onto surfaces.

PACS numbers: 42.50.Pq; 73.20.Mf; 85.85.+j; 78.67.Bf

In recent years, metallic nanoparticles have regained new and vivid interest. Especially noble-metal nanoparticles are used in biological sensing applications [3], imaging and as optical materials [4]. The optical response of nanoparticles is governed by the excitation of their surface plasmon resonances. Surface plasmons play an important role in many fields of physics, for example in the enhancement of the transmission of light through metallic structures [5]-[6], or for dispersion forces in 2-dimensional Wigner-like crystals [7]. The properties of surface plasmons and, thus, the optical response of the nanoparticle depends critically on their material, shape, and size [8]. For example, optical forces between silver nanoparticle aggregates are known to be enhanced by exciting conveniently surface plasmon resonances [9]. Here we investigate a similar phenomenon, that is the tailoring of van der Waals interaction between nanoparticles via surface plasmons. This interaction is mediated not by a photon field but by the electromagnetic vacuum fluctuations, and is particularly interesting for the design of control mechanisms of the adherence of nanoparticles among each other or onto a surface.

To describe the van der Waals interactions between a nanoparticle and a surface, usually a dipole approximation is used [10]-[11], which is valid only for large enough distances between the particle and the surface. Mitchell and Ninham [12] suggested to use bispherical coordinates for the calculation of van der Waals forces between two spherical particles. Recently van der Waals forces between a spherical particle and planar substrate have been considered with the help of expansion of electromagnetic fields over usual spherical harmonics [13], while in [14]-[16] the van der Waals energy between realistic metallic surfaces was shown to be dominated by surface plasmon oscillations for small distances.

In the present paper we study the van der Waals energy

between two nanospheres and between a nanosphere and a perfectly conducting plane as the energy of elementary surface plasmon oscillations in such a system. Plasmonic oscillations in this system have a very complicated spatial and spectral structure, which can be described with the paradigm of plasmonic atoms and plasmonic molecules [1]-[2]. We will show that unbound plasmonic atoms and plasmonic molecules give contributions to the van der Waals energy which are approximately equal in amplitude but opposite in sign. As a result, the van der Waals energy turns out to be very sensitive to geometry and materials of the interface and the nanoparticles. We will consider only short distance limit when all spatial scales are smaller than the plasma wavelength $\lambda_{pl} = \omega_{pl}/c$, where ω_{pl} is the bulk plasma frequency. We will also assume a local description of matter and use throughout the paper the dissipationless form of Drude's dispersion law, $\varepsilon(\omega) = 1 - \frac{\omega_{pl}^2}{\omega^2}$, the plasma model.

To find the plasmon spectrum within the quasistatic approximation we solve the Laplace equation for potentials $\Delta\Phi = 0$ with usual boundary conditions of continuity for the tangential component of $\mathbf{E} = -\nabla\Phi$ and the normal component of $\mathbf{D} = \varepsilon\mathbf{E}$ and find resonant values of dielectric permittivity, ε_n , $n=1,2,3 \dots$, or the corresponding frequencies. It is obvious that for a specific matter with $\varepsilon = \varepsilon(\omega)$ the eigen-oscillations will occur for ω_n such that $\varepsilon(\omega_n) = \varepsilon_n$. For the plasma model, the eigen-frequencies and energy of plasmon fluctuations and the van der Waals energy will be equal to

$$\omega_n = \frac{\omega_{pl}}{\sqrt{1 - \varepsilon_n}}, U_{vdW} = \sum \frac{\hbar}{2} \omega_n = \frac{\hbar\omega_{pl}}{2} \sum_n \frac{1}{\sqrt{1 - \varepsilon_n}} \quad (1)$$

The eigen-values of ε depend on geometrical parameters which allows to find the van der Waals forces by differentiation over those. Therefore, the problem is to find universal eigen-values of the dielectric constant and, then, the frequencies of the plasmonic resonances for specific materials. We then apply this approach to the van der Waals interaction between 2 equal spheres and between

*Electronic address: vklim@sci.lebedev.ru

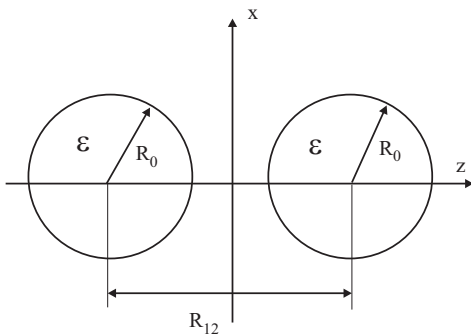


FIG. 1: Geometry of the van der Waals interaction between 2 spheres.

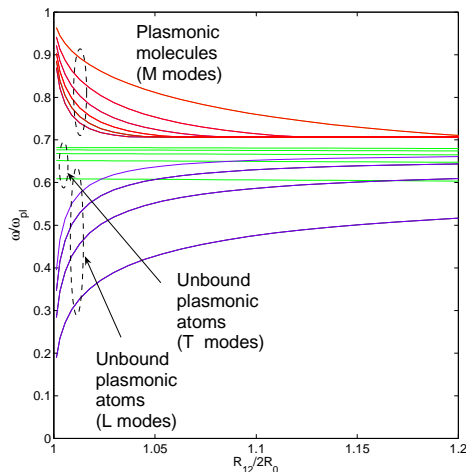


FIG. 2: Resonant plasmon frequencies as the function of normalized distance between two identical spheres ($m = 0$) with Drude's dispersion law.

a sphere and perfectly conducting plane.

Let us consider plasmon oscillations in a 2-sphere cluster with the geometry shown in Fig.1.

It is natural to use bispherical co-ordinates to calculate full plasmon spectrum in a two sphere cluster. The result of calculations is shown in Fig. 2 for axially symmetric modes ($m = 0$). Other modes have similar behaviour.

From this figure one can see that there exist three different types of the modes: antisymmetrical (with respect to z) L modes and 2 symmetrical M and T modes. The L and T modes represent unbound states of plasmonic atoms in a single sphere while M modes represent the bound states of plasmonic atoms, that is plasmonic molecules [1]-[2]. These results only partially agree with previous calculations of plasmon spectrum [17]-[19] which do not predict plasmonic molecules at all. This difference is not very important in plasmon spectroscopy when a 2 sphere cluster is excited by uniform (far) optical field with $\omega < \omega_{pl}/\sqrt{2}$, because plasmonic molecules do not exist under these conditions. However, when considering van der Waals interactions ALL the modes should be taken into account, because the vacuum fluctuations

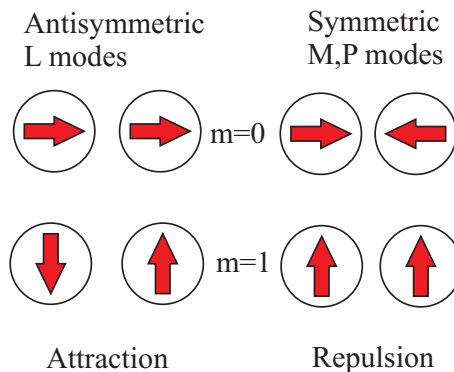


FIG. 3: Resonant plasmon frequencies as the function of normalized distance between two identical spheres ($m=0$) with Drude's dispersion law.

are presented in ALL the modes. So one should expect substantial difference in van der Waals forces calculated within different approaches ([1]-[2] and [17]-[19])

Now consider the properties of different plasmonic modes in more details. The plasmon frequencies of L modes increase with the sphere separation and give rise to a van der Waals attraction. On the contrary, the plasmon frequencies of M and T modes decrease when the distance between the spheres increases leading to a van der Waals repulsion. Symmetrical T modes are almost independent of the sphere separation and give no substantial contribution to the van der Waals energy. Thus, L and M modes give the main contribution to the van der Waals forces.

These features of plasmonic modes have a simple physical interpretation (Fig. 3). For example, for $m=0$ (axially symmetrical modes), the dipole momenta of spheres for any mode is oriented along the z -axis. However, due to symmetry reasons, the dipole momenta of spheres with excited L modes are in the same direction, as shown in Fig. 3, while the dipole momenta of spheres with excited M or T modes have opposite orientation. Such orientations of dipole momenta result either in attraction between them, as is the case for the L modes, or in repulsion between them, such as for M and T modes. For the case $m = 1$ (angular dependence $\cos\varphi$ or $\sin\varphi$) we have similar situation.

It is possible to find the following asymptotic expressions for the eigen-values of the dielectric constant in the case $m \gg 1$; $L = 0, 1, 2, 3, \dots, m\eta_0 \sim 1$:

$$\varepsilon_m^{(L)} = - \frac{(L + m + 1) \coth((L + m + 1/2)\eta_0) + \tanh \eta_0}{(L + m + 1) - \tanh \eta_0} \quad (2)$$

where $\cosh \eta_0 = R_{12}/(2R_0)$.

An analogous situation takes place for symmetrical M-modes. Asymptotic expressions for this case have the following form ($m \gg 1, M = 0, 1, 2, \dots, m\eta_0 \sim 1$):

$$\varepsilon_m^{(M)} = -\frac{(M+m+1)\tanh((M+m+1/2)\eta_0) + \tanh\eta_0}{(M+m+1) - \tanh\eta_0} \quad (3)$$

For a nanosphere and a perfectly conducting plate, plasmonic molecules can not be excited and only unbound plasmonic atoms (anti-symmetrical L modes) will contribute to the van der Waals interaction

$$U_{vdW}^L = \frac{\hbar\omega_{pl}}{2} \left[\sum_{L=0}^{\infty} \frac{1}{\sqrt{1-\varepsilon_0^{(L)}}} + 2 \sum_{m=1, L=0}^{\infty} \frac{1}{\sqrt{1-\varepsilon_m^{(L)}}} \right] \quad (4)$$

To find the van der Waals force between a sphere and a plate we derive (4) with respect to the distance between the sphere and its mirror image, that is R_{12} in Fig. 1 where the x-axis should be thought to be replaced by the perfectly conducting plane. To estimate the van der Waals energy for small distances between the spheres, only large values of m are important and we can use the asymptotic solution (2). Substituting (2) into (4) and subtracting the vacuum energy of free space ($R_{12} \rightarrow \infty$), we obtain the following asymptotic expression

$$U_{vdW}^L \approx -0.096\hbar\omega_{pl} \frac{R_0}{\Delta} \quad (5)$$

where Δ is the gap width between the sphere and its image. However, in the region where the sphere is not very close to the plane one has to calculate plasmonic frequencies of all L modes numerically and then to sum up the corresponding plasmon frequencies. The result of such summation for $m = 0 \dots 50, L = 0 \dots 100$ (2*5000 modes) is shown in Fig.4 (bottom lines). For the eigenvalue calculation we kept 1500 equations for each $m = 0 \dots 20$ and use asymptotics for $m > 20$. The dashed line corresponds to the asymptotic solution (5), while the solid line is the result of numerical calculation. The agreement between asymptote and numerical solution is very good for small distances. Our results are in agreement with the proximity theorem but do not agree with results of recent paper [13], where a more substantial singularity was predicted.

The van der Waals interaction between two equal nanospheres is more complicated because now we have to take into account the zero-point energies of all modes, including plasmonic molecules (M modes) and unbound plasmonic atoms (L and T modes):

$$U_{vdW} = U_{vdW}^M + U_{vdW}^L + U_{vdW}^T \quad (6)$$

The contribution from L modes was already calculated in Eq.(5), and we only have to find the contribution from M and T modes. Beforehand it is obvious that T modes will give only a small repulsive contribution to van der Waals forces $U_{vdW}^T \ll U_{vdW}^M$. For

$$U_{vdW}^M = \frac{\hbar\omega_{pl}}{2} \left[\sum_{M=0}^{\infty} \frac{1}{\sqrt{1-\varepsilon_0^{(M)}}} + 2 \sum_{m=1, M=0}^{\infty} \frac{1}{\sqrt{1-\varepsilon_m^{(M)}}} \right] \quad (7)$$

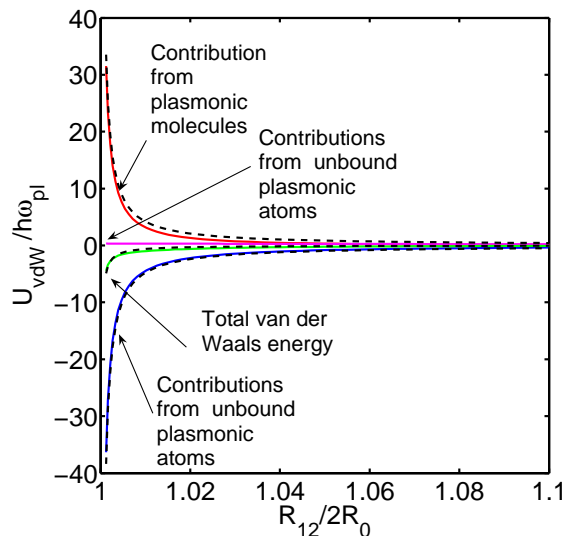


FIG. 4: The van der Waals energy between 2 equal spheres and different contributions to it; Dashed lines correspond to asymptotic solutions (5), (8) and their sum.

only plasmon frequencies with high values of m will contribute to asymptotic expressions. We can, thus, use the asymptotic solution (3) to estimate the contribution from M modes to the van der Waals energy. Substituting (3) into (7), we obtain the asymptote

$$U_{vdW}^M \approx 0.0838\hbar\omega_{pl} \frac{R_0}{\Delta} \quad (8)$$

The results from numerical summing up of the zero energies of all M and T modes with $m = 0 \dots 50, M(T) = 0 \dots 100$ (4*5000 modes) and the corresponding asymptotic expressions are shown in Fig.4, which shows a very interesting interplay between repulsive M modes and attractive L modes. Both sets of modes have the same singularity for close separation between spheres, but of opposite signs. The amplitudes of these singularities turn out to be almost equal in value (0.096 and 0.084). As a result, the full van der Waals energy between spheres remains attractive but small in comparison with the contributions from both the repulsive plasmonic molecules (M modes) and attractive unbound plasmonic atoms (L modes). It is interesting that the small contribution of symmetric plasmonic atoms (T modes) can not be neglected in this case.

Our approach can be easily generalized to the case of unequal spherical nanoparticle of the radii R_1, R_2 . A complete analysis of this general case will be published elsewhere. Here we restrict ourselves to the case of closely spaced nanospheres. Again, the main contribution to the van der Waals forces is due to the modes with large m , and the contributions from plasmonic molecules and

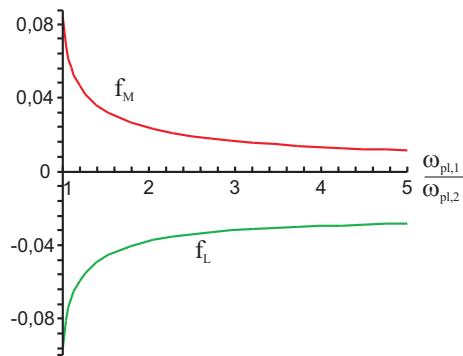


FIG. 5: Dependence of functions f_M and f_L (9) on ratio $\omega_{pl,1}/\omega_{pl,2}$ of the bulk plasmon frequencies

unbound plasmonic atoms can be estimated as

$$\begin{aligned} U_{\text{vdW}}^M &\approx \hbar\omega_{pl,2}f_M\left(\frac{\omega_{pl,1}}{\omega_{pl,2}}\right)\frac{2R_1R_2}{\Delta(R_1+R_2)} \\ U_{\text{vdW}}^L &\approx \hbar\omega_{pl,2}f_L\left(\frac{\omega_{pl,1}}{\omega_{pl,2}}\right)\frac{2R_1R_2}{\Delta(R_1+R_2)} \end{aligned} \quad (9)$$

where $\omega_{pl,1}$ and $\omega_{pl,2}$ are the bulk plasmon frequencies of the spheres and the functions f_M and f_L are shown in Fig.5. For equal bulk plasmon frequencies (9) reproduces (5) and (8). However, for different plasmon frequencies, the contribution from plasmonic molecules, which give a repulsive force, becomes less important in comparison to unbound plasmonic atoms, leading to an attractive force. This fact is in agreement with the case of a nanosphere near a perfectly conducting plane, where the plasmonic molecules do not contribute to the van der Waals energy at all.

In the experiment our results could provide additional proof of the existence of plasmonic molecules by direct measuring of the van der Waals forces between the nanospheres, clarifying in this way an unsettled controversy with respect to their existence. Indeed, the calculations made in [17]-[19] do not predict symmetrical

M modes in plasmon spectra. As a result, the full van der Waals energy will be described by the lower curve in Fig.4. For example, for Al nanoparticles of 50 nm radius with a gap of about $\Delta=1\text{nm}$, van der Waals force within the plasmon spectrum [1]-[2] is about 1 nN while it is about 10 nN for the plasmon spectrum predicted in [17]-[19]. Such a difference is well measurable with AFM techniques.

On the other hand, a substantial dependence of contributions to the van der Waals energy from plasmonic molecules and unbound plasmonic atoms on geometry and materials can have important impact in Nanotechnologies. The relative contribution of repelling plasmonic molecules and attracting unbound plasmon atoms depends critically on the bulk plasmon frequencies of the nanoparticles. Therefore it would be possible to reduce substantially the van der Waals forces between different elements and at the same time, the unwanted phenomena (such as adherence and sticking of nanoparticles), if one provides the same plasmon frequencies for different elements to enhance the contribution of repulsing plasmonic molecules.

In conclusion we have calculated the energy of the van der Waals interaction between 2 closely placed metallic nanospheres as the energy of vacuum fluctuations of ALL plasmonic modes existing in such system. The results obtained depend crucially on the existence of recently predicted bound states of plasmons ("plasmonic molecules"). This allows us to suggest experimental measuring of van der Waals forces between 2 nanospheres as the proof of existence of plasmonic molecules.

Acknowledgments

The authors thank the Russian Basic Research Foundation (V.K., grants #07-02-01328, #05-02-19647), Presidium of Russian Academy of Sciences (V.K., Program "Quantum Macrophysics"), and the University Paris 6 for partial financial support of this work. A.L. acknowledges partial financial support by the European Contract STRP-12142 NANOCASE.

-
- [1] V.V. Klimov and D.V. Guzatov, Phys. Rev. B 75, 024303 (2007)
 - [2] V.V. Klimov and D.V. Guzatov, Quantum electronics 37, 209 (2007)
 - [3] Y.C. Cao, R. Jin, and C.A. Mirkin, Science 297, 1536 (2002).
 - [4] D.J. Maxwell, J.R. Taylor, and S.M. Nie, J. Am. Chem. Soc. 124, 9696 (2002).
 - [5] L. Martin-Moreno, F.J. Garcia-Vidal, H.J. Lezec, K.M. Pellerin, T. Thio, J.B. Pendry, and T.W. Ebbesen, Phys. Rev. Lett. 86, 1114 (2001).
 - [6] E. Altewischer, M. van Exter, and J. Woerdman, Nature 418, 304 (2002).
 - [7] A.W.C. Lau, D. Levine, and P. Pincus, Phys. Rev. Lett. 84, 4116 (2000).
 - [8] C. Noguez, J. Phys. Chem. C 111, 3806 (2007).
 - [9] H. Xu and M. Käll, Phys. Rev. Lett. 89, 246802 (2002).
 - [10] P. Johansson and P. Apell, Phys. Rev. B 56, 4159 (1997).
 - [11] L. H. Ford, Phys. Rev. A, 58, 4279 (1998).
 - [12] D. J. Mitchell and B. W. Ninham, J. Chem. Phys. 56, 1117 (1972).
 - [13] C. Noguez, C. E. Román-Velázquez, R. Esquivel-Sirvent and C. Villarreal, Europhys. Lett., 67 (2), 191 (2004).
 - [14] G. Barton, Rep. Prog. Phys. 42, 963 (1979).
 - [15] F. Intravaia, A. Lambrecht, Phys. Rev. Lett. 94, 110404 (2005).
 - [16] C. Henkel, K. Joulain, J.P. Mulet, and J.J. Greffet, Phys. Rev. A 69, 023808 (2004).
 - [17] R. Ruppini: J. Phys. Soc. Japan 58, 1446 (1989)
 - [18] P. Nordlander, C. Oubre, E. Prodan, K. Li, M.I. Stockman: Nano Lett. 4, 899 (2004)
 - [19] H. Wang, D.W. Brandl, P. Nordlander, N.J. Halas: Acc. Chem. Res., DOI: 10.1021/ar0401045 (2006)