

Giant vortex and Skyrmion in a rotating two-species Bose-Einstein condensate

Shi-Jie Yang*,¹ Quan-Sheng Wu,¹ Sheng-Nan Zhang,¹ and Shiping Feng¹

¹*Department of Physics, Beijing Normal University, Beijing 100875, China*

Numerical simulations are performed for a rotating two-species Bose condensate confined by a harmonic potential. The particle numbers of each species are unequal. When the rotational speed exceeds a critical value, the majority species reside in the center of the potential while the minority species is pushed out to the outskirts, forming a giant vortex hole to contain the majority species. A novel annular Skyrmion forms at the interface of the two species.

PACS numbers: 03.75.Lm, 03.75.Mn

INTRODUCTION

Quantum coherence enables intriguing phenomena in Bose-Einstein condensates (BEC) as quantized vorticity, which has been verified in many experiments. When a trapped BEC is driven to rotate, singly quantized vortices form. Faster rotation generates more vortices which finally condense into a lattice. Other methods, such as the phase imprint technique, are also used to create vortex in BECs. D.R. Scherer et al[1] carried out an experiment to implement vortices by the interference of three independent trapped BECs.

There are many efforts to create a multiply quantized vortex or giant vortex in the BECs. However, a giant vortex is energetically disfavored in a harmonic trap and is not expected to persist if created in a rotating condensate. Some authors tried to overcome this dissociation instability by employing an external repulsive pinning potential[2] or a steeper trap that allows rotation at frequency exceeding the centrifugal limit of the harmonic trap.[3, 4, 5, 6, 7] Multiply quantized vortices are also created topologically by deploying the spin degrees of freedom in optical traps.[8] In a recent experiment, P. Engels et al shone a near resonant laser beam through a rapidly rotating harmonically trapped BEC to produce a density hole encircled by a high number of vorticity.[9, 10]

In this work, we produce a giant vortex in a harmonic trap by introducing a second species of BEC. There is a population imbalance ($N_1 > N_2$) in the two-species BEC and the inter-species scattering length is larger than the intra-species length. We consider a quasi-2D repulsive system by numerically integrating the Gross-Pitaevskii (GP) equation. S. Bargi et al[16] have studied the same setup by numerical diagonalization and variational mean-field approximation. In the limit of $N_1 \gg N_2$, the density profile of the majority species is approximately the same as if the minority species is absent. On the other hand, the minority species feels a trap formed by the external magnetic trap plus the hump in the center which is gener-

ated by the majority species. Hence the effective potential acted on the second species behaviors like a 'Mexican hat'. The minority species is pushed to the rims, which makes for the formation of a hole. When this system is set to rotate, a series of singly quantized vortices are created. Large centrifugal force induced by faster rotation subsequently generates a giant hole in the minority species to contain the majority species. A number of phase defects congregated in the central area reveals that this giant hole is a multiply quantized vorticity. This becomes possible because of the low density in the hole costing little energy for vortices to merge into the giant vortex. By describing the system in terms of pseudo-spin density parameters, it is found that associated to the giant vortex is an annular Skyrmion. Although there are many works to deal with Skyrmions resulted from singly quantized vortices,[11, 12, 13, 14, 15] the present multiply quantized vortex creates a Skyrmion with novel and more complex topological structure. The topological charge density exhibits a ring distribution.

FORMULISM

In weak interaction limit, quantum dynamics of the BEC is governed by the nonlinear Gross-Pitaevskii equation. We consider a 2D system that subjects to rotation $\Omega = \Omega \hat{z}$. In a frame rotating with frequency Ω around the z axis, the dynamics of a condensate wavefunction $\Psi = (\psi_1, \psi_2)^T$ is described by the following normalized equation

$$i \frac{\partial \psi_i}{\partial t} = \left[-\frac{1}{2} \nabla^2 + V(\vec{r}) + \sum_{j=1,2} g_{ij} |\psi_j|^2 - \Omega \hat{L}_z \right] \psi_i, \quad (1)$$

where g_{ij} , ($i, j = 1, 2$) are the nonlinear coupling constants which are expressed by $g_{ij} = 4\pi N_j a_{ij}^s$, with a_{ij}^s the inter ($i \neq j$) or intra ($i = j$) species s-wave scattering lengths. $V(\vec{r}) = \frac{1}{2} \omega^2 (x^2 + y^2)$ is the harmonic trapping well. We assume that the two species of BEC are trapped by the same external potential with unequal particle numbers $N_1 > N_2$ and all the nonlinear coupling constants are positive.

*Electronic address: yangshijie@tsinghua.org.cn

We first analyze the problem in the limit of $N_1 \gg N_2$. The distribution of the majority species is hardly affected by minority species. Hence we can approximate its profile with the Thomas-Fermi (TF) distribution, $n_1(\vec{r}) = |\psi_1(\vec{r})|^2 = [\mu_1 - \frac{1}{2}(\omega^2 - \Omega^2)r^2]/g_{11}$ for $n_1(\vec{r}) > 0$ and $n_1(\vec{r}) = 0$ otherwise. μ_i is the chemical potential. The term associated with the rotation frequency Ω is the centrifugal potential. We consider the case for $\Omega < \omega$. The radius R_1 of the condensate is evaluated by finding where the density goes to zero. If $\mu_1 > 0$ then there is a single solution with $R_1 = \sqrt{2\mu_1/(\omega^2 - \Omega^2)}$. The chemical potential is determined by normalization condition $\int n_1(\vec{r})d\vec{r} = 1$, which gives rise to $\mu_1 = \sqrt{g_{11}(\omega^2 - \Omega^2)}/\pi$. Because of the strongly repulsive interspecies coupling, the minority is pushed out to the rim which feels an effective potential produced by the external trap combining with the repulsive hump of the majority, $V_{eff}(\vec{r}) = V(r) + g_{21}n_1(\vec{r})$, which looks like a 'Mexican hat'. The minority condensate prefers to reside in annular notches of the effective potential and subsequently forms a huge hole in the central area to contain the majority condensate.

The Thomas-Fermi profile of the minority condensate is

$$n_2(\vec{r}) = |\psi_2(\vec{r})|^2 = (\mu_2 - V_{eff}(\vec{r}) + \frac{1}{2}\Omega^2r^2)/g_{22}, \quad (2)$$

for $n_2(\vec{r}) > 0$ and $n_2(\vec{r}) = 0$ otherwise. The outer and inner radii of the ring-shape condensate are

$$R_2^+ = \sqrt{\frac{2\mu_2}{(\omega^2 - \Omega^2)}} \quad (3)$$

$$R_2^- = \sqrt{\frac{2(g_{21}/g_{11}\mu_1 - \mu_2)}{(g_{21}/g_{11} - 1)(\omega^2 - \Omega^2)}}.$$

The corresponding chemical potential is given by

$$\mu_2 = \mu_1 - \frac{g_{11}}{g_{21}} \sqrt{\frac{g_{22}}{\pi} \left(\frac{g_{21}}{g_{11}} - 1 \right) (\omega^2 - \Omega^2)}, \quad (4)$$

which requires $g_{21} > g_{11}$. In this case, the two species of BEC is imiscible.

Suppose there is a vortex in the center with circulation $\Gamma = 2\pi m$. The quantization condition requires the vorticity of integer values $m = 0, 1, 2, \dots$. The energy of the minority condensate in the TF approximation is expressed as,

$$E = \int d\vec{r} [V_{eff} + \frac{m^2}{2r^2} + \frac{1}{2}g_{22}n_2(\vec{r})]n_2(\vec{r}). \quad (5)$$

In the above analysis we have omitted the contribution from singly quantized vortices which may form a vortex lattice. The energy in a frame rotating with angular velocity Ω is related to that in the laboratory frame by $E'(m) = E(m) - m\Omega$. For a given rotation frequency

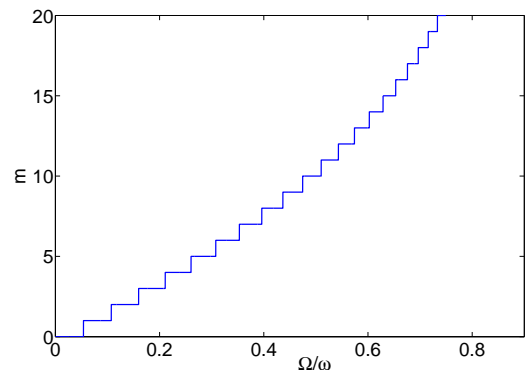


FIG. 1: The rotational frequency dependence of total vorticity from formula [6].

Ω , this energy is to be minimized with respect to the parameter m to obtain the vorticity of the giant vortex. By treating the parameter m as continuous variable, the final result is

$$m = \frac{g_{22}\Omega}{2\pi \{ \mu_2 \ln(\frac{R_2^+}{R_2^-}) - \frac{g_{22}}{g_{11}} \mu_1 \ln(\frac{R_1}{R_2^-}) + \frac{1}{4}(\omega^2 - \Omega^2) [\frac{g_{21}}{g_{11}} ((R_1)^2 - (R_2^-)^2) - ((R_2^+)^2 - (R_2^-)^2)] \}}. \quad (6)$$

Figure 1 depicts the vorticity dependence on the rotational speed Ω . It should be noted that the total vorticity also includes the singly quantized vortices. Hence Eq.[6] is a schematic formula for the relation between the vorticity and the rotational speed.

NUMERICAL SIMULATIONS

The numerical simulations is carried out by solving the norm-preserving imaginary time propagation of Eq. [1]. The initial wavefunction adopts the Thomas-Fermi approximation. We adopt the time-splitting Fourier pseudospectral method developed by Bao et al[17] to com-

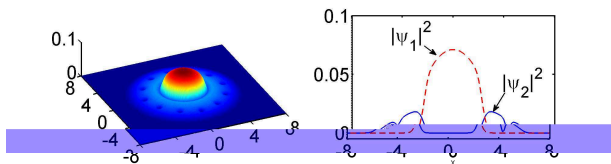


FIG. 2: Density profiles of the two-species BEC for rotational speed $\Omega/\omega = 0.85$. The ratio of particle numbers is $N_1/N_2 = 4$. In the minority species there forms a ring of singly quantized vortices plus a huge hole in the center.

pute the partial differential equation [1] in a region $(x, y) \in [-8, 8] \times [8, 8]$ with a refined grid of 80×80 nodes, which is sufficient to achieve grid independence. The particle number ratio is fixed at $N_1/N_2 = 2$ and the nonlinear coupling parameters are chosen as $g_{11} = 100$, $g_{22} = 550$, $g_{12} = 200$, and $g_{21} = 400$.

Figure 2 shows the density profile of both species of condensates. As we have expected, the majority condensate resides in the central area of the harmonic well while pushes the minority condensate to the outskirts, enabling the latter to acquire more angular momentum to circulate around it. In the mean time, the majority condensate becomes more compact by the inward force implemented by the minority condensate. As the rotating speed increases, a lot of phase defects of the minority condensate enter the center area of the harmonic trap and merge into a giant vortex. Here the giant vortex implies that several phase defects are contained in a single density hole. Figure 3 exhibits that the circulating movement of the minority condensate forms a giant vortex with winding number $m = 8$. In addition, a sequence of singly quantized vortex forms along the ring-shape minority condensate.

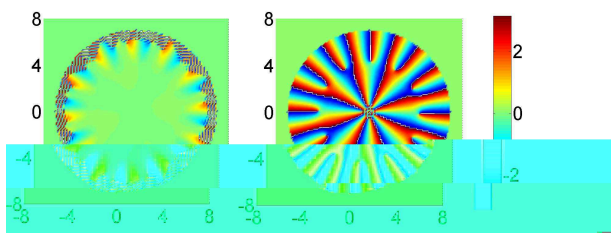


FIG. 3: Phase plots for (a) the majority species and (b) the minority species. The parameters are the same as in Fig.1. Panel (b) indicates that the huge hole is a multiply quantized vortex with a winding number $m = 8$.

To further reveal the explicit structure of the giant vortex, we introduce a normalized complex valued spinor $\chi = [\chi_1(\vec{r}), \chi_2(\vec{r})]^T$ by decomposing the wavefunction $\psi_i = \sqrt{\rho_T(\vec{r})}\chi_i(\vec{r})$, where ρ_T is the total density. They satisfy $|\chi_1|^2 + |\chi_2|^2 = 1$. The pseudo-spin density is defined as $\vec{S} = \chi^\dagger(\vec{r})\vec{\sigma}\chi(\vec{r})$, where $\vec{\sigma}$ is the Pauli matrix.

Obviously, the modulus of the total spin is $|\vec{S}| = 1$. The pseudo-spin texture corresponding to the giant vortex is shown in Fig. 4. It is shown that the \vec{S}_x or \vec{S}_y exhibits an m -fold symmetrical annular necklace of radius R , which is clearly related to the quantized circulation of the giant vortex. As $\vec{S}_x = 2|\chi_1||\chi_2|\cos(\theta_1 - \theta_2)$, where $\theta_i(\vec{r})$ are the phases of the condensate wavefunctions, and from Fig.3 the phase of the majority condensate is approximately constant, we know that \vec{S}_x has m -fold symmetry. However, if the rotation frequency Ω increases further, vortices are created in the majority condensate and θ_1 can not be viewed as constant, then the m -fold symmetry should be broken. Fig.4(b) is the \vec{S}_z distribution which indicates that the pseudo-spin points up at the center and points down on the edge which results from $\chi_2 \approx 0$ for $r \lesssim R$ and $\chi_1 \approx 0$ for $r \gtrsim R$. At the interface of the two condensates, the system twists its pseudo-spinor order parameter, as shown in the projected vectorial plot of (\vec{S}_x, \vec{S}_y) in Fig.4(c). It reveals a rather complex pseudo-spin texture which may be called a giant Skyrmion.

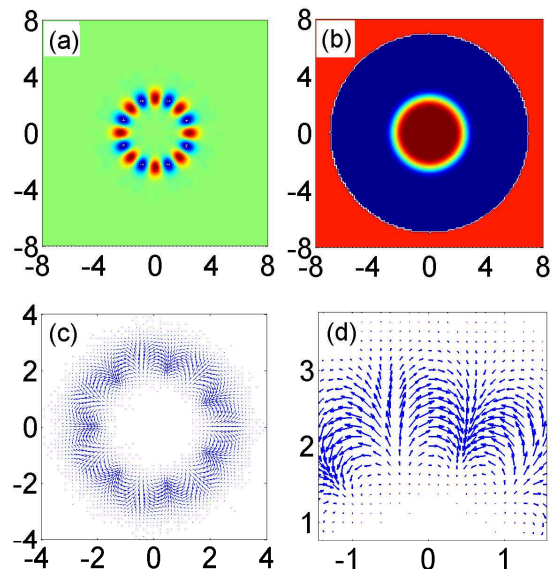


FIG. 4: Pseudo-spin density distribution for (a) S_x , (b) S_z . Panel (c) is the vectorial plot of (S_x, S_y) , which exhibits an annular Skyrmion structure. (d) is an amplified local part of (c).

The pseudo-spin texture in Fig. 4 reveals a concrete k -fold symmetry. At first sight, it seems curious that $k = m - 1$ instead of $k = m$. It is because the pseudo-spin contributes is an additional rotational angle $\Delta\phi = 2\pi/k$ that relates to the spatial rotation. Taking the spins to rotating about the \hat{z} axis, the symmetry is formally described by

$$S_i(R(2\pi/k)\vec{r}) = \mathcal{R}_{ij}(2\pi + \Delta\phi)S_j(\vec{r}), \quad (7)$$

where

$$R(\phi) = \begin{pmatrix} \cos \phi & \sin \phi \\ -\sin \phi & \cos \phi \end{pmatrix} \quad (8)$$

represents a spatial rotation about the \hat{z} axis by an angle ϕ , and $\mathcal{R}_{ij}(\phi)$ ($i, j = x, y$) represents a pseudo-spin rotation about the \hat{z} axis by an angle ϕ . The projected pseudo-spin vector increases an angle of $2\pi m$ when it runs along a route that encloses the origin.

The left panel of Fig. 5 shows the effective velocity field that is defined as

$$\vec{v}_{eff}(\vec{r}) = (\vec{j}_1(\vec{r}) + \vec{j}_2(\vec{r}))/\rho_T(\vec{r}), \quad (9)$$

with $\vec{j}_i = \frac{1}{2i}(\psi_i^* \nabla \psi_i - \psi_i \nabla \psi_i^*)$, ($i = 1, 2$) the partial current density. Besides a sequence of singly quantized vortices, the whole minority condensate circulates around the majority condensate with a multiply quantized circulation $\Gamma = 8 \times 2\pi$. Contrary to the conventional vortex in a single species condensate, $|\vec{v}_{eff}|$ vanishes at the center which makes a coreless vortex without a density dip in the total density. The largest curl of the velocity field lies on a ring of finite radius.

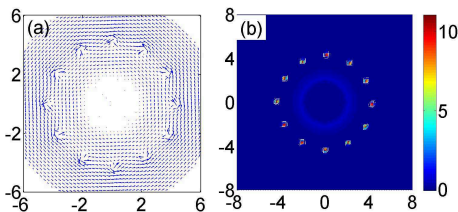


FIG. 5: (Color online) (a) The vectorial plot of the effective velocity \vec{v}_{eff} defined by Eq.[9]; (b) The topological charge density $q(\vec{r})$ distribution.

The topological charge density is defined as

$$q(\vec{r}) = \frac{1}{8\pi} \epsilon^{ij} \vec{S} \cdot \partial_i \vec{S} \times \partial_j \vec{S}. \quad (10)$$

The topological charge density $q(\vec{r})$ characterizes the spatial distribution of the Skyrmion. The total topological charge or the Pontryagin index $Q \equiv \int d\vec{r} q(\vec{r})$ is an invariant.[18, 19] From the right panel of Fig. 5, one finds that the singly quantized vortices have the Dirac δ -function topological charge density. On the other hand, the giant Skyrmion has its charge uniformly distribute on a ring where the two imiscable condensates overlap.

DISCUSSIONS

The additional rotation angle $\Delta\phi$ can be accounted for by parameterizing the wavefunction as

$$\begin{pmatrix} \chi_1 \\ \chi_2 \end{pmatrix} = \begin{pmatrix} e^{i\theta_1} \cos \beta(r)/2 \\ e^{i\theta_2} \sin \beta(r)/2 \end{pmatrix}. \quad (11)$$

To simplify the problem, we omit the chain of singly quantized vortices and focus our attention on the giant vortex. The configuration satisfies the boundary condition $\beta(0) = 0$ and $\beta(\infty) = \pi$, which is referred as the Anderson-Toulouse vortex. The phase of majority condensate is constant which can be set as $\theta_1 = 0$. The phase of minority condensate is independent of radius r and can be approximately written as $\theta_2 = m\phi$. Hence the spatial rotation of an angle $2\pi/k$ corresponding to a relative phase difference $\Delta\theta = 2\pi m/k$.

The pseudo-spin vector \vec{S} can be expressed in the polar coordinates

$$\vec{S} = \{\sqrt{1 - [S_z(r)]^2} \cos(m\phi), \sqrt{1 - [S_z(r)]^2} \sin(m\phi), S_z\}. \quad (12)$$

The topological charge density of Eq.[10] has the form

$$q(\vec{r}) = \frac{m}{4\pi r} \frac{dS_z(r)}{dr}, \quad (13)$$

which leads to the total charge of the giant Skyrmion as

$$Q = \int d^2\vec{r} q(\vec{r}) = \frac{m}{2} [S_z(\infty) - S_z(0)] = m. \quad (14)$$

In summary, we have created a giant vortex in a two-species Bose condensate with unequal particle numbers. The corresponding pseudo-spin texture shows a m -fold symmetry and the topological charge is m .

Acknowledgement This work is supported by the National Natural Science Foundation of China under grant No. 10574012.

-
- [1] D.R. Scherer, C.N. Weiler, T.W. Neely, and B.P. Anderson, Phys. Rev. Lett. 98, 110402 (2007).
 - [2] T.P. Simula, S.M.M. Virtanen, and M.M. Salomaa, Phys. Rev. A 65, 033614 (2002).
 - [3] A.L. Fetter, Phys. Rev. A 64,063608 (2001); A.L. Fetter, B. Jackson, and S. Stringari, *ibid*, 013605, (2005).
 - [4] E. Lundh, Phys. Rev. A 65, 043604 (2002).
 - [5] K. Kasamatsu, M. Tsubota, and M. Ueda, Phys. Rev. A 66, 053606 (2002).
 - [6] U.R. Fischer and G. Baym, Phys. Rev. Lett. 90, 140402 (2003).
 - [7] M. Cozzini, B. Jackson, and S. Stringari, Phys. Rev. A 73, 013603 (2006).
 - [8] T. Isoshima et al, Phys. Rev. A 61, 063610 (2000).
 - [9] P. Engels et al, Phys. Rev. Lett.90, 170405 (2003).
 - [10] T.P. Simula, A.A. Penckwitt, and R.J. Ballagh, Phys. Rev. Lett. 92, 060401 (2004).
 - [11] T.-L. Ho, Phys. Rev. Lett. 81, 742 (1998).
 - [12] T. Mizushima, K. Machida, and T. Kita, Phys. Rev. Lett. 89, 030401 (2002).
 - [13] T. Isoshima and K. Machida, Phys. Rev. A 66, 023602(2002).
 - [14] K. Kasamatsu, M. Tsubota, and M. Ueda, Phys. Rev. A 71, 043611 (2005).
 - [15] E. Mueller, Phys. Rev. A 69, 033606 (2004).

- [16] S. Bargi, J. Christensson, G. M. Kavoulakis, and S. M. Reimann, Phys. Rev. Lett. 98, 130403 (2007).
- [17] Weizhu Bao and Hanquan Wang, J. Comput. Phys. 217, 612 (2006).
- [18] S.M. Girvin, Phys. Today 53, 39 (2000).
- [19] K. Moon et al, Phys. Rev. B 51, 5138 (1995).