

THE NUCLEON SPIN STRUCTURE AND QCD SPIN PHYSICS ¹

Jacques Soffer

*Department of Physics, Temple University,
Philadelphia, Pennsylvania 19122-6082, USA
E-mail: jsoffer@temple.edu*

Abstract

Our knowledge of the nucleon spin structure has greatly improved over the last twenty years or so, but still many fundamental questions remain unsolved. I will try to review some of the puzzling aspects of the structure of the nucleon spin, in particular, what is known, what remains to be discovered and the prospects for the near future. I will also focus on some current activities in QCD spin physics.

1 Introduction

Among the essential goals of QCD spin physics one has first, to understand the nucleon spin structure in terms of its basic partonic constituents and second, to test the *SPIN SECTOR* of perturbative QCD, at the highest possible precision level. Concerning the first point, one needs to know how the quark and gluon distributions in a polarized nucleon make its spin one-half and several questions arise in particular: what is the role of the orbital angular momentum? The second point is very relevant to reinforce the validity of the already well established perturbative QCD theory, because many spin asymmetries have been calculated, at the next-to-leading order (NLO), and have not yet been compared with experimental data. Therefore it is very legitimate to ask to what extent they will agree. We will try to answer the following questions: What is known? What is missing? What needs to be measured next? What are the prospects?

The basic information comes from Deep Inelastic Scattering (DIS), unpolarized $lN \rightarrow l'X$, or polarized $\vec{l}\vec{N} \rightarrow l'X$. In the unpolarized case, widely measured over the last three decades, one gets access to $F_2^{p,n}(x, Q^2) = \sum_q e_q^2 [xq(x, Q^2) + x\bar{q}(x, Q^2)]$. Here the $q(x, Q^2)$'s (same for antiquarks) are defined as $q = q_+ + q_-$, where q_{\pm} are the quark distributions in a polarized proton with helicity parallel (+) or antiparallel (−) to that of the proton. In the polarized case, one measures the corresponding polarized structure function, $g_1^{p,n}(x, Q^2) = 1/2 \sum_q e_q^2 [\Delta q(x, Q^2) + \Delta \bar{q}(x, Q^2)]$. Similarly $\Delta q(x, Q^2)$'s (same for antiquarks) are defined as $\Delta q = q_+ - q_-$. The gluon distributions are also defined as $G = G_+ + G_-$ and $\Delta G = G_+ - G_-$, but in DIS they are not accessible directly and only enter in the QCD Q^2 evolution of the quark distributions.

There is a long list of interesting topics, *e.g.* characteristic features of unpolarized and polarized parton distributions, flavor separation of Δq , $\Delta \bar{q}$, gluon polarization in the nucleon, generalized parton distributions, quark transversity $\delta q(x, Q^2)$ and double transverse spin asymmetries A_{TT} , single spin asymmetries (SSA) A_N and QCD mechanisms, etc... In this opening lecture, for lack of time, we will have to make a strong selection, but given the high density of the scientific program, it will certainly allow to cover all missing important subjects.

¹Opening Lecture at the Workshop DUBNA-SPIN 07, Sept. 02-09, 2007, Dubna (Russia).

2 Digression on parton distributions functions

A new set of parton distribution functions (PDF) was constructed in the framework of a statistical approach of the nucleon [1], which has the following characteristic features:

- For quarks (antiquarks), the building blocks are the helicity dependent distributions q_{\pm} (\bar{q}_{\pm}) and we define $q = q_+ + q_-$ and $\Delta q = q_+ - q_-$ (similarly for antiquarks).
- At the initial energy scale taken at $Q_0^2 = 4\text{GeV}^2$, these distributions are given by the sum of two terms, a quasi Fermi-Dirac function and a helicity independent diffractive contribution, which leads to a universal behavior for all flavors at very low x .
- The flavor asymmetry for the light sea, *i.e.* $\bar{d} > \bar{u}$, observed in the data is built in. This is clearly understood in terms of the Pauli exclusion principle, based on the fact that the proton contains two u quarks and only one d quark.
- The chiral properties of QCD lead to strong relations between q and \bar{q} .

For example, it is found that the well established result $\Delta u > 0$ implies $\Delta \bar{u} > 0$ and similarly $\Delta d < 0$ leads to $\Delta \bar{d} < 0$.

- Concerning the gluon, the unpolarized gluon distribution is given in terms of a quasi Bose-Einstein function, with *no free parameter*, but for simplicity, one assumes zero gluon polarization, *i.e.* $\Delta G(x, Q_0^2) = 0$, at the initial energy scale.

- All unpolarized and polarized distributions depend upon *eight* free parameters, which were determined in 2002 (See [1]), from an NLO fit of a selected set of accurate DIS data. For illustration, the \pm light quark (antiquark) distributions are displayed on Fig. 1 and we clearly notice the essential features mentioned above ². More recently, new tests against experimental (unpolarized and polarized) data turned out to be very satisfactory, in particular in hadronic reactions [2, 3].

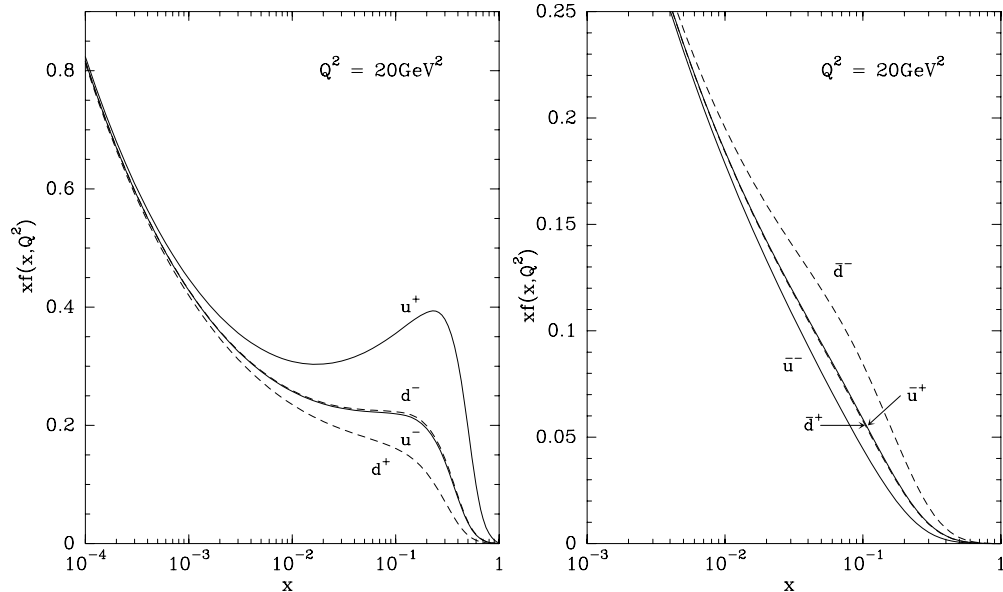


Figure 1: On the left (right) the light quark (antiquark) distributions with different helicities versus x for $Q^2 = 20\text{GeV}^2$, taken from Ref. [1].

²For a practical use of these PDF, see www.cpt.univ-mrs.fr/~bourrely/research/bbs-dir/bbs.html.

The statistical approach has been extended to the interesting case where the PDF have, in addition to the usual Bjorken x dependence, an explicit transverse momentum k_T dependence [4] and this might be used in future calculations with no k_T integration. Concerning the strange quark and antiquark distributions, a simplifying assumption consists to take $s(x, Q^2) = \bar{s}(x, Q^2)$ and similarly for the corresponding polarized distributions $\Delta s(x, Q^2) = \Delta \bar{s}(x, Q^2)$. However a careful analysis of the data led us to the conclusion that $s(x, Q^2) \neq \bar{s}(x, Q^2)$ and the corresponding polarized distributions are unequal, small and negative [5].

Now let us come back to the important prediction of the statistical approach, namely $\Delta \bar{u} > 0$ and $\Delta \bar{d} < 0$, which contrasts with the flavor symmetric assumption $\Delta \bar{u} = \Delta \bar{d} = \Delta s = \Delta \bar{s}$ made, for example, in Ref. [6]. With this assumption, the $\Delta \bar{q}$ don't contribute to the Bjorken sum rule, so one has to increase the absolute values of the valence contributions to Δu and Δd , in order to satisfy this sum rule. As shown on Fig. 2, this leads to over estimate $2xg_1^{(p-n)}(x)$ in the valence region, but it is not the case for the statistical approach. This has been confirmed by recent Compass data [8].

There is another way to test directly the predictions of the statistical approach for the

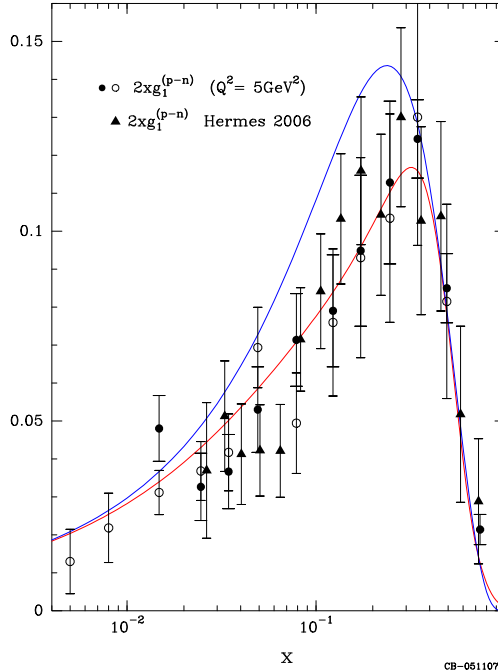


Figure 2: Various recent data on the isovector structure function $2xg_1^{(p-n)}(x)$ compared to the statistical model prediction Ref. [3] (lower curve) and the AAC calculation Ref. [6] (upper curve)(Taken from Ref. [7]).

polarized quark distributions and their flavor separation. This has been obtained from the semi-inclusive polarized DIS and the Hermes data are shown on the left hand side of Fig. 3. On the right hand side of Fig. 3, we also display the very accurate JLab data

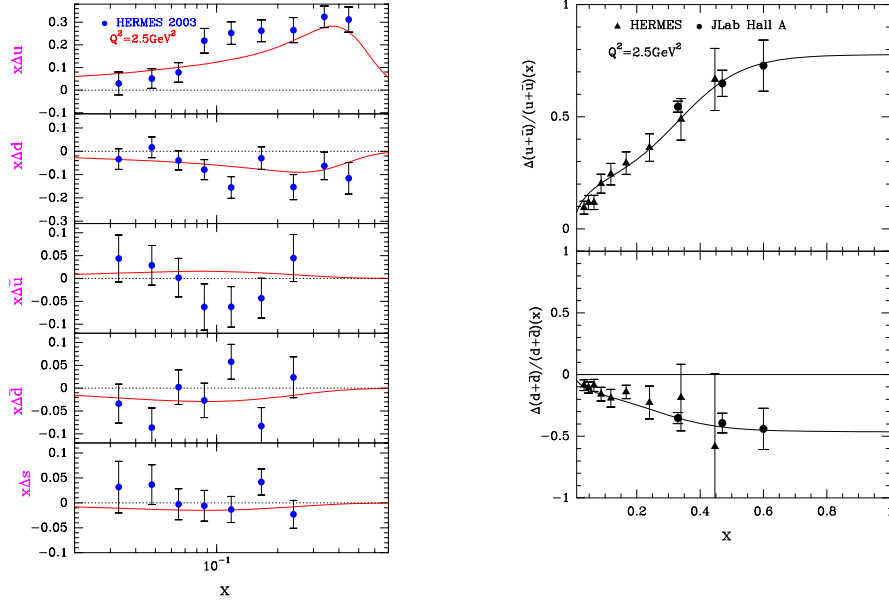


Figure 3: Left: Quark and antiquark polarized parton distributions as a function of x for $Q^2 = 2.5\text{GeV}^2$. Data from Ref. [9]. Right: Ratios $(\Delta u + \Delta \bar{u})/(u + \bar{u})$ and $(\Delta d + \Delta \bar{d})/(d + \bar{d})$ as a function of x . Data from Hermes for $Q^2 = 2.5\text{GeV}^2$ [9] and a JLab experiment [10]. In both the curves are predictions from the statistical approach Ref. [3].

which show that, even in the high x region, $\Delta(u + \bar{u})$ remains positive whereas $\Delta(d + \bar{d})$ remains negative, in accordance with the statistical approach expectations.

These features can and will be also investigated in future runs with polarized pp collisions at BNL-RHIC, which we briefly discuss now.

Consider the parity-violating helicity asymmetry $A_L^{PV}(W)$

$$A_L^{PV}(y) = \frac{\Delta d\sigma/dy}{d\sigma/dy} = \frac{d\sigma_-^W/dy - d\sigma_+^W/dy}{d\sigma_-^W/dy + d\sigma_+^W/dy}, \quad (1)$$

where \pm stands for the helicity of one polarized proton beam and y is the W rapidity. For W^+ , at the lowest order of the Drell-Yan production mechanism, it reads

$$A_L^{PV}(W^+) = \frac{\Delta u(x_a)\bar{d}(x_b) - \Delta\bar{d}(x_a)u(x_b)}{u(x_a)\bar{d}(x_b) + \bar{d}(x_a)u(x_b)}, \quad (2)$$

where $x_a = \sqrt{\tau}e^y$, $x_b = \sqrt{\tau}e^{-y}$ and $\tau = M_W^2/s$. For W^- production one interchanges u and d . The general trend of $A_L^{PV}(y)$ can be easily understood and, for example at $\sqrt{s} = 500\text{GeV}$ near $y = +1$, $A_L^{PV}(W^+) \sim \Delta u/u$ and $A_L^{PV}(W^-) \sim \Delta d/d$, evaluated at $x = 0.435$. Similarly for near $y = -1$, $A_L^{PV}(W^+) \sim -\Delta\bar{d}/\bar{d}$ and $A_L^{PV}(W^-) \sim -\Delta\bar{u}/\bar{u}$, evaluated at $x = 0.059$.

The features appear clearly on the left hand side of Fig. 4, where the calculations were done at two different energies. For completeness we also show the predicted $A_L^{PV}(Z)$ on the right hand side of Fig. 4, but in this case the interpretation is not so straightforward. Moreover the production rate of Z 's is much lower than W 's.

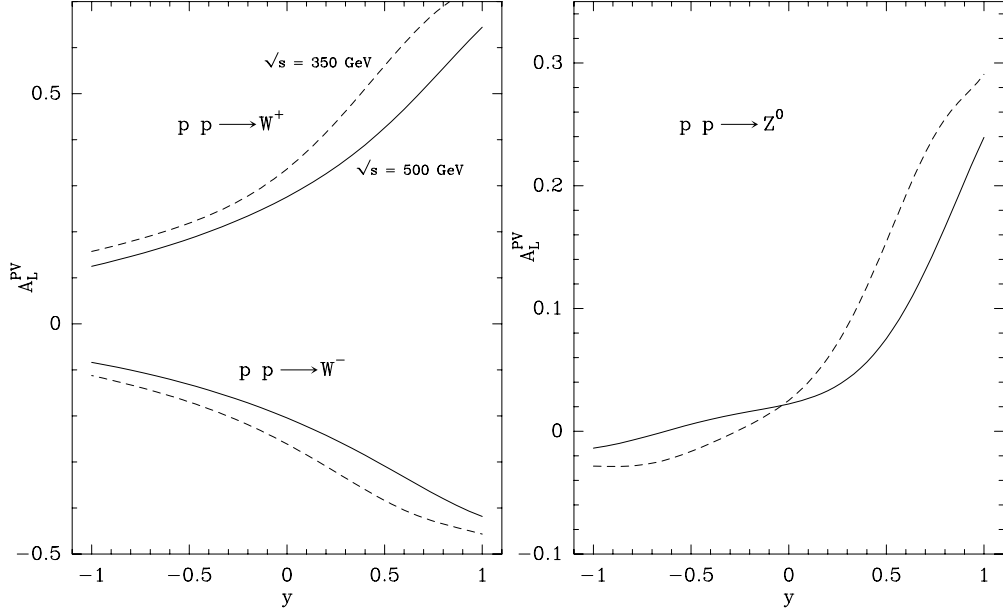


Figure 4: Left: Predictions from the statistical approach for the parity violating asymmetry A_L^{PV} for the $pp \rightarrow W^\pm$ production, versus the W rapidity y , at $\sqrt{s} = 350\text{GeV}$ (dashed curve) and $\sqrt{s} = 500\text{GeV}$ (solid curve). Right: Same for the $pp \rightarrow Z$ production. (Taken from Ref. [1])

However there is an important point to mention here, since the W 's are not directly seen. For the most relevant signature, if one selects the leptonic decay $W \rightarrow e\nu$, one measures in fact

$$A_L^{PV}(y_e) = \frac{\Delta d\sigma/dy_e}{d\sigma/dy_e} = \frac{d\sigma_-^W/dy_e - d\sigma_+^W/dy_e}{d\sigma_-^W/dy_e + d\sigma_+^W/dy_e}, \quad (3)$$

where y_e is the charged lepton rapidity. Fortunately, by using the RhicBos code due to P. Nadolski, one finds that $A_L^{PV}(y_e)$ has essentially the same trend as $A_L^{PV}(y)$.

So much for the quarks, let us now turn to the gluon distributions and we first consider the unpolarized distribution $G(x, Q^2)$. In the statistical approach it has a very simple expression (See Ref. [1]), which is consistent with the available data, most coming indirectly from the QCD Q^2 evolution of $F_2(x, Q^2)$, defined earlier, in particular in the low x region. However it is known that ep DIS cross section is characterised by two independent structure functions, $F_2(x, Q^2)$ and the longitudinal structure function $F_L(x, Q^2)$. For low Q^2 , the contribution of the later to the cross section at HERA is only sizeable at x smaller than approximately 10^{-3} and in this domain the gluon density dominates over the sea quark density. More precisely, it was shown that using some approximations, one has [12]

$$xG(x, Q^2) = \frac{3}{10} 5.9 \left[\frac{3\pi}{2\alpha_s} F_L(0.4x, Q^2) - F_2(0.8x, Q^2) \right] \simeq \frac{8.3}{\alpha_s} F_L(0.4x, Q^2). \quad (4)$$

Before HERA was shut down, a dedicated run period with reduced proton beam energy was approved and we are waiting for these new H1 results on F_L . We show on Fig. 5 the predictions of the statistical approach and the new data, whose precision is expected to be rather good, will allow to test its predictive power, once more.

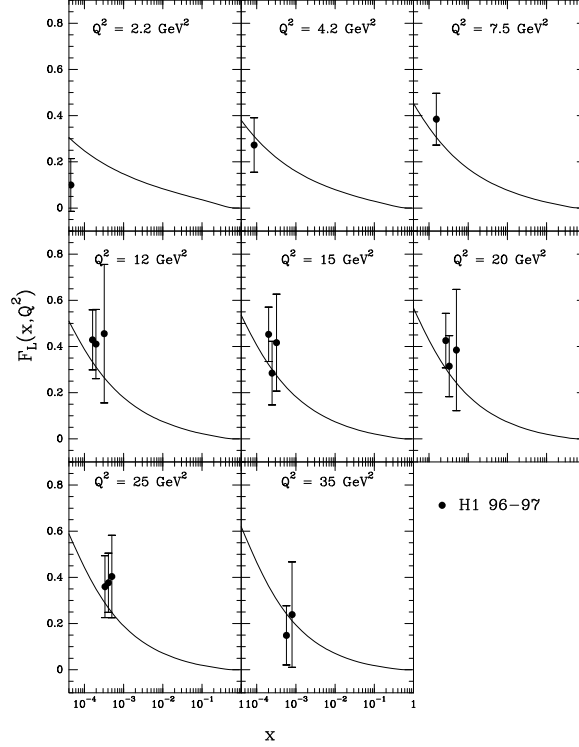


Figure 5: Statistical approach predictions for the longitudinal structure function $F_L(x, Q^2)$ with earlier H1 data (Taken from Ref. [7]).

The polarized gluon distribution ΔG is also extremely important to determine and we have the following helicity sum rule

$$\frac{1}{2} = \frac{1}{2} \Delta \Sigma + \Delta G(Q^2) + L_q(Q^2) + L_G(Q^2) , \quad (5)$$

where $\Delta \Sigma = \sum_q \int_0^1 [\Delta q(x, Q^2) + \Delta \bar{q}(x, Q^2)] dx$ is twice the quark (+ antiquark) contribution to the nucleon helicity and ΔG , $L_{q,G}$ are the contributions of gluon and orbital angular momentum of quark and gluon. So far $\Delta \Sigma \sim 0.3$ and the sum rule is not satisfied.

There are several attempts to extract $\Delta G(Q^2)$ from DIS using different processes and the most recent results will be presented later in this Workshop. The RHIC spin program is also putting a high priority to this determination and the cleanest reaction is inclusive prompt photon production, which is dominated by the subprocess $Gq \rightarrow \gamma q$. The double helicity asymmetry, which has schematically the following expression

$$A_{LL} \approx \frac{\Delta G(x_1)}{G(x_1)} \cdot \left[\frac{\sum_q e_q^2 [\Delta q(x_2) + \Delta \bar{q}(x_2)]}{\sum_q e_q^2 [q(x_2) + \bar{q}(x_2)]} \right] \cdot \hat{a}_{LL}(Gq \rightarrow \gamma q) + (1 \leftrightarrow 2) , \quad (6)$$

is directly proportional to ΔG . This has not been measured yet, but from the measurements on $\vec{p} \vec{p} \rightarrow \pi(or jet) X$, we have all indications that ΔG is small and still badly known, unfortunately.

The next very serious question is indeed: are there relevant contributions from $L_{q,G}$?

3 Quark transversity $\delta q(x, Q^2)$ and A_{TT}

The existence of this new quark distribution $\delta q(x, Q^2)$, was first mentioned by Ralston and Soper in 1979, by studying the angular distribution in $p(\uparrow)p(\uparrow) \rightarrow \mu^+\mu^-X$ with transversely polarized protons. It was merely forgotten until 1990, where it was first realized that it completes the description of the quark distribution in a nucleon as a density matrix

$$\mathcal{Q}(x, Q^2) = q(x, Q^2)I \otimes I + \Delta q(x, Q^2)\sigma_3 \otimes \sigma_3 + \delta q(x, Q^2)(\sigma_+ \otimes \sigma_- + \sigma_- \otimes \sigma_+) . \quad (7)$$

This quark transversity $\delta q(x, Q^2)$ is chiral odd, leading twist and decouples from DIS. So it was never measured and we only have the following positivity bound [13]³

$$q(x, Q^2) + \Delta q(x, Q^2) \geq 2|\delta q(x, Q^2)| , \quad (8)$$

which survives up to NLO corrections. It is indeed accessible in $p(\uparrow)p(\uparrow) \rightarrow \mu^+\mu^-X$, with both protons transversely polarized. The double transverse spin asymmetry A_{TT} reads

$$A_{TT} = \frac{d\sigma(\uparrow\uparrow) - d\sigma(\uparrow\downarrow)}{d\sigma(\uparrow\uparrow) + d\sigma(\uparrow\downarrow)} = \hat{a}_{TT} \frac{\sum_q e_q^2 \delta q(x_1, M^2) \delta \bar{q}(x_2, M^2) + (1 \leftrightarrow 2)}{\sum_q e_q^2 q(x_1, M^2) \bar{q}(x_2, M^2) + (1 \leftrightarrow 2)} , \quad (9)$$

where $\hat{a}_{TT} = -1$ and M^2 is the dilepton mass square. It involves the product of δq and $\delta \bar{q}$, as expected from the dominant $q\bar{q}$ annihilation Drell-Yan mechanism. Predictions using the saturation of the bound, lead to some estimates of only a few percents, but it is on the list of future measurements at the BNL-RHIC spin program.

The asymmetry at the Z pole, which reads

$$A_{TT}(Z) = \frac{\sum_q (b_q^2 - a_q^2) \delta q(x_1, M_Z^2) \delta \bar{q}(x_2, M_Z^2) + (1 \leftrightarrow 2)}{\sum_q (b_q^2 + a_q^2) q(x_1, M_Z^2) \bar{q}(x_2, M_Z^2) + (1 \leftrightarrow 2)} , \quad (10)$$

is also expected to be small. However, for the W^\pm production, considered above, $A_{TT} = 0$, because the W has a $V - A$ coupling, *i.e.* $a_q = b_q$, which remains to be checked.

There is no such a transversity distribution for gluons which carry a spin one and this fact has important consequences for A_{TT} of different reactions. For example in the case of single-jet production, according to pQCD, the cross section in the low p_T region is dominated by gluon-gluon collisions, in the medium p_T region by gluon-quark collisions and in the high p_T region by quark-quark collisions. As a result, A_{TT} is expected to be non-zero only in this last kinematic region and this is what we see on the left hand side of Fig. 6. We have a similar situation for prompt photon production, shown on the right hand side of Fig. 6. These results, which were obtained by using the positivity bound, probe the sensitivity only to quark transversity in the high p_T region. As was noticed in Ref. [15], we expect double spin transverse asymmetries to be much smaller than double helicity asymmetries, *i.e.* $|A_{TT}| \ll |A_{LL}|$ and this theoretical observation must be carefully confirmed experimentally.

³Positivity is extremely useful to constrain spin observables, as discussed by X. Artru in these proceedings (See also Ref. [14]).

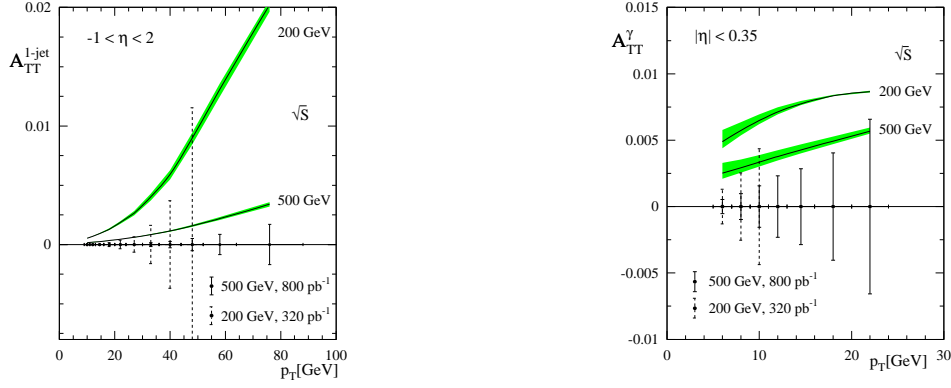


Figure 6: Left: Upper bounds for A_{TT} for single jet production at RHIC, with the expected statistical errors. Right: same for prompt photon production (Taken from Ref. [15]).

4 Single spin asymmetry in QCD

What is a single spin asymmetry (SSA)?

Consider the collision of a proton of momentum \vec{p} , carrying a transverse spin \vec{s}_T and producing an outgoing hadron with transverse momentum \vec{k}_T . The SSA defined as

$$A_N = \frac{d\sigma(\vec{s}_T) - d\sigma(-\vec{s}_T)}{d\sigma(\vec{s}_T) + d\sigma(-\vec{s}_T)} \quad (11)$$

is zero, unless the cross section contains a term $\vec{s}_T \cdot (\vec{p} \times \vec{k}_T)$. It can be shown that this requires the existence of an *helicity flip* and *final state interactions*, which generate a phase difference between the flip and the non-flip amplitudes, to avoid violation of time reversal invariance. In the naive parton model one expects very small SSA, because of the double suppression $\alpha_s m_q/Q$, where m_q is the quark mass and Q the energy scale of the process.

Actually a large SSA has been discovered 30 years ago at FNAL with a 300 GeV/c unpolarized proton beam in $pBe \rightarrow \Lambda^\dagger X$ [17] and many more SSA have been observed later, in particular large SSA in $p^\dagger p \rightarrow \pi X$ and $\bar{p}^\dagger p \rightarrow \pi X$ at FNAL by E704 [18] and more recently by STAR at BNL-RHIC [19]. These data have the same trend, as shown in Fig. 7, although they were obtained in very different energy ranges. Therefore one can be tempted to conclude that they originate from the same mechanism satisfying scaling.

Before discussing this point, we recall that in the collinear approximation, the mechanism to generate SSA is based on higher-twist quark-gluon correlators (Efremov-Teryaev 1982, Qiu-Sterman 1991). However, if one introduces transverse momentum dependence (TMD), two QCD mechanisms have been proposed:

- TMD parton distributions \Rightarrow Sivers effect 1990
- TMD fragmentation distributions \Rightarrow Collins effect 1993

The gauge-invariance properties of the TMD PDF have been first clarified for DIS and Drell-Yan processes in Ref. [20]. In general both Sivers and Collins effects contribute to a specific reaction, although there are some cases in which only one of them contributes. For example in semi inclusive DIS, the Collins effect is the only mechanism that can lead to asymmetries A_{UT} and A_{UL} . On the other hand, it does not appear in some electroweak interaction processes, where there is only the Sivers effect. In prompt photon production in pp collisions, which is dominated by $qG \rightarrow q\gamma$, the SSA is sensitive to either the quark or the gluon Sivers functions, according to the value of the photon x_F [21].

Now let us ask: do we understand the SSA displayed on Fig. 7, given the fact that STAR is at a very small angle 2.6 deg., whereas E704 is at a much larger angle, between 9 deg. and 64 deg.? A negative answer is partially obtained by looking at the cross section. The pQCD NLO calculation underestimates the cross section at *low* energies and *medium* angles, namely for the E704 kinematic region. This is shown on Fig. 7 and it means that one should not ignore other contributions. This is not the case at 90 deg. and at very small angles at high energy, which is the STAR kinematic range. To conclude, one should not try to "explain" the SSA, ignoring the unpolarized cross section [22]. Of course one should not forget resummation effects, which might help clarifying the situation.

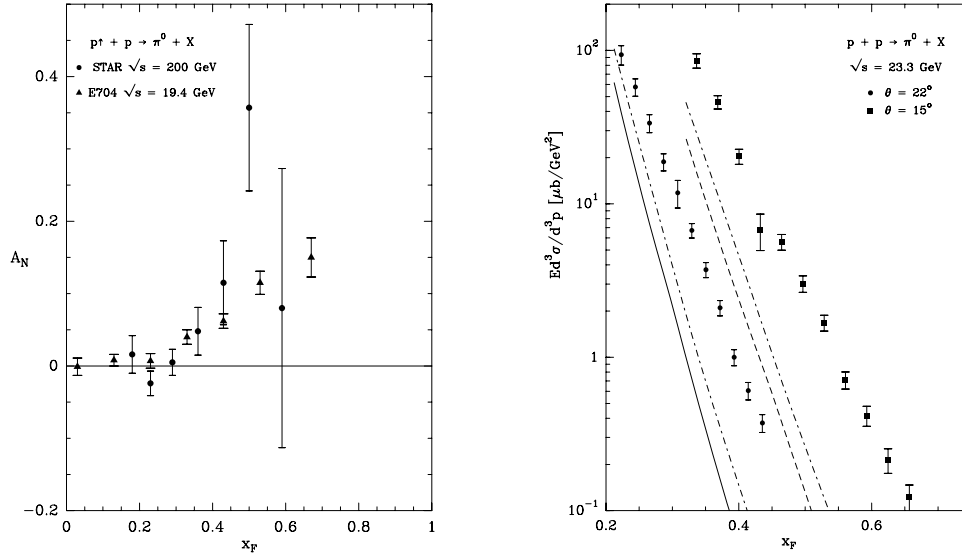


Figure 7: Left: The single spin asymmetry A_N as a function of x_F at two different energies. The data are from Refs. [18, 19]. Right: A comparison between a pQCD NLO calculation and data for two different angles (Taken from Ref. [22]) .

Acknowledgements

This work was completed during my visit at the Universidad Santa Maria, Valparaiso, supported by the cooperation program Ecos-Conicyt C04E04 between France and Chile. I am grateful to the organizers of DSPIN07, for their invitation to this conference dedicated to L. I. Lapidus, I had the great privilege to meet several times. My special thanks go also to Prof. A.V. Efremov for providing a full financial support and for making, once more, this meeting so successful.

References

- [1] C. Bourrely, F. Buccella and J. Soffer, Euro. Phys. J. **C23**, 487 (2002).
- [2] C. Bourrely, F. Buccella and J. Soffer, Modern Phys. Lett. **A18**, 771 (2003).
- [3] C. Bourrely, F. Buccella and J. Soffer, Euro. Phys. J. **C41**, 327 (2005).
- [4] C. Bourrely, F. Buccella and J. Soffer, Modern Phys. Lett. **A21**, 143 (2006).
- [5] C. Bourrely, F. Buccella and J. Soffer, Phys. Lett. **B648**, 39 (2007).
- [6] H. Hirai, S. Kumano and N. Saito, Phys. Rev. **D74**, 014015 (2006).
- [7] C. Bourrely, F. Buccella and J. Soffer, (in preparation).
- [8] Compass Coll., M. Alekseev et *al.*, arXiv:0707.4077 [hep-ex].
- [9] Hermes Coll., K. Ackerstaff et *al.*, Phys. Lett. **B464**, 123 (1999).
- [10] JLab Hall A Coll., X. Zheng, et *al.*, Phys. Rev. **C70**, 065207 (2004).
- [11] Hermes Coll., A. Airapetian et *al.*, Phys. Rev. Lett. **92**, 012005 (2004).
- [12] A. M. Cooper-Sarkar et *al.*, Z. Phys. **C39**, 281 (1988).
- [13] J. Soffer, Phys. Rev. Lett. **74**, 1292 (1995).
- [14] X. Artru, M. Elchikh, J. M. Richard, J. Soffer and O. Teryaev, *Spin observables and spin structure functions: inequalities and dynamics*, Physics Reports (2008).
- [15] J. Soffer, M. Stratmann and W. Vogelsang, Phys. Rev. **D65**, 114024 (2002).
- [16] A. Mukherjee, M. Stratmann and W. Vogelsang, Phys. Rev. **D67**, 114006 (2003).
- [17] G. Bunce et al., Phys. Rev. Lett. **36**, 1113 (1976).
- [18] E704 Coll., D. L. Adams, Phys. Lett. **B261**, 201 (1991).
- [19] STAR Coll., J. Adams et *al.*, Phys. Rev. Lett. **92**, 171801 (2004).
- [20] S. Brodsky, D.S. Hwang and I. Schmidt, Phys. Lett. **B530**, 99 (2002).
- [21] I. Schmidt, J. Soffer and J. J. Yang, Phys. Lett. **B612**, 258 (2005).
- [22] C. Bourrely and J. Soffer, Euro. Phys. J. **C36**, 371 (2004).