

Improved parameters for the transiting planet HD 17156b: a high-density giant planet with a very eccentric orbit

M. Gillon^{1,2}, A. H. M. J. Triaud¹, M. Mayor¹, D. Queloz¹, S. Udry¹, P. North³

¹ Observatoire de Genève, Université de Genève, 51 Chemin des Maillettes, 1290 Sauverny, Switzerland

² Institut d'Astrophysique et de Géophysique, Université de Liège, Allée du 6 Août 17, 4000 Liège, Belgium

³ Laboratoire d'Astrophysique, Ecole Polytechnique Fédérale de Lausanne (EPFL), Observatoire de Sauverny, CH-1290 Versoix, Switzerland

Received date / accepted date

Abstract. We report here high-precision transit photometry for the recently detected planet HD 17156b. Using these new data with previously published transit photometry and radial velocity measurements, we perform a combined analysis based on a Markov Chain Monte Carlo approach. The resulting mass $M_p = 3.111^{+0.035}_{-0.013} M_{Jup}$ and radius $R_p = 0.964^{+0.016}_{-0.027} R_{Jup}$ for the planet places it at the outer edge of the density distribution of known transiting planets with $\rho_p = 3.47^{+0.35}_{-0.18} \rho_{Jup}$. The obtained transit ephemeris is $T_{Tr} = 2454438.4835^{+0.0009}_{-0.0025} + N \times 21.21725^{+0.00048}_{-0.00043}$ BJD. The derived plausible tidal circularization time scales for HD 17156b are larger than the age of the host star. The measured high orbital eccentricity $e = 0.6717^{+0.0028}_{-0.0027}$ can thus not be interpreted as the clear sign of the presence of another body in the system.

Key words. binaries: eclipsing – planetary systems – stars: individual: HD 17156 – techniques: photometric

1. Introduction

At the present day, the exoplanets that transit their parent stars are undoubtedly the most important source of information about the physics and composition of the planetary objects outside our Solar System (see review by Charbonneau et al. 2007). The discovery rate of such transiting planets has increased drastically since several months, thanks mainly to the excellent efficiency of ground-based wide-field surveys such as WASP (Pollaco et al. 2006) and HAT (Bakos et al. 2002). In the mean time, a thorough characterization of the few transiting planets orbiting stars bright enough has brought very interesting results, most of them being due to the exquisite capabilities of the Spitzer Space Telescope (see e.g. Harrington et al. 2007, Knutson et al. 2007). With the space mission CoRoT that is now in operation (Baglin et al. 2006) and the future launch of Kepler (Borucki et al. 2007) and JWST (Gardner et al. 2007), we can expect that transiting planets will continue to play the major role in our understanding of extrasolar planets in the coming years.

Most of the known transiting planets are hot Jupiters, i.e. very short period (less than 5 days) tidally circularized planets with masses ranging from ~ 0.5 to $\sim 2M_{Jup}$ and densities spanning a rather large range with an upper limit

close to the one of Jupiter. Nevertheless, some planets very different from this description have been caught recently in transit. Among them are the very massive HD 147506b (Bakos et al. 2007) and XO-3b (Johns-Krull et al. 2007), and also the hot Neptune GJ 436b (Butler et al. 2004; Gillon et al. 2007a). Interestingly, these three planets have a non-null eccentricity despite their small periods.

Another exceptional transiting planet was announced recently: HD 17156b (Fisher et al. 2007; Barbieri et al. 2007). It orbits around a bright ($B=8.8, V=8.2$) G0V star. Its period $P \sim 21.2$ days is by far the largest one among the transiting planets. Furthermore, this massive planet ($M \sim 3.1M_{Jup}$) has a very eccentric orbit ($e \sim 0.67$). After GJ 436b, this planet is the second one for which the transiting status is detected after the announcement of the radial velocities (RV) orbit. This transit detection (Barbieri et al. 2007) was done under the auspices of the TransitSearch.org network (see e.g. Shankland et al. 2006) which is based on a collaboration between professional and amateur astronomers and aims to detect the possible transits of the planets detected by RV.

One transit of HD17156b was observed by Barbieri et al. (2007). The quality of their photometry was high enough to detect the transit with a good level of confidence. Nevertheless, getting a more precise transit lightcurve at a different epoch was desirable to constrain

more thoroughly the transit parameters and to obtain a more precise orbital period than the one deduced from RV measurements (21.2 ± 0.3 days). This motivated us to observe another transit of HD 17156b on December 3th 2007 from La Palma with the 1.2m Mercator Belgian telescope. We present in Sec. 2 these observations, while their reduction is described in Sec. 3. We analyzed this new photometry in combination with published transit photometry and RV measurements using a method based on a Markov Chain Monte Carlo (MCMC) approach described in Sec. 4. The results of our analysis are presented in Sec. 5 and discussed in Sec. 6.

2. Observations

Based on the ephemeris presented in Barbieri et al. (2007), a transit of HD 17156b was expected to be well visible from Canary Islands during the night of December 3, 2007. We observed it with the 1.2m Mercator Belgian telescope located at the Roque de los Muchachos Observatory on La Palma Island. The instrument used was the MEROPE CCD camera. It has a field of view (FOV) of $6.5'$ by $6.5'$ and a pixel scale of $0.19''$. A set of 213 exposures were taken in the B2 filter ($\lambda_{eff} = 447.8$ nm, $\Delta\lambda = 13.9$ nm) from 19h54 to 04h34 UT. The exposure time varied from 30s to 60s. A large defocus was applied to obtain a good trade-off between duty cycle, time sampling and scintillation mitigation. Transparency conditions during the night were good. The airmass decreased from 1.57 to 1.37 then increase to 2 at the end of the run.

During the first out-of-transit (OOT) part of the run, a problem of defocus adjustment made a minority of the pixels of HD 17156b image to be outside the linearity range for a part of the images. This problem was fixed just before the ingress. Furthermore, another technical problem occurred in the dome during the transit that led to a loss of ~ 30 min of observation. Fortunately, this problem occurred during the long bottom of the transit, not in the ingress or egress.

3. Data reduction

After a standard pre-reduction, all images were reduced with the IRAF/DAOPHOT aperture photometry software (Stetson, 1987). As the defocus was not the same for the whole run, the reduction parameters were adapted to the FWHM of each image. Differential photometry was then performed using the flux of the nearby star BD+71 168 (B=V=9.6) as reference flux. The resulting lightcurve was finally decorrelated for airmass variations using its OOT parts. No correlation with the other external parameters was found.

The *rms* for the first OOT part is $2.e-3$. It is ~ 2 times the theoretical error bar per point. As can be seen clearly on Fig. 1, this part of the curve is more noisy and less populated than the rest of the curve. The cause is the too small defocus in the first part of the run and the resulting linearity problems. The rest of the curve is better. The

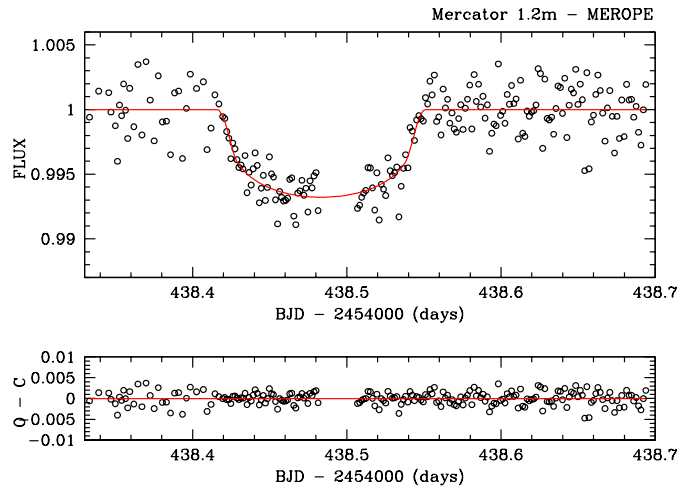


Fig. 1. *Top:* Mercator/MEROPE photometry for the transit of HD 17156b. The best fitting theoretical transit curve is superimposed in red. *Bottom:* residuals of the fit ($rms=1.6e-3$).

rms of the residuals of the fit during the transit is $1.2e-3$, while it is $1.7e-3$ for the second OOT part. The increase of the noise at the end of the run is due to the increase of the airmass and the resulting increase of the scintillation.

We estimated the level of red noise σ_r in our photometry using the equation (Gillon et al. 2006):

$$\sigma_r = \left(\frac{N\sigma_N^2 - \sigma^2}{N-1} \right)^{1/2}, \quad (1)$$

where σ is the *rms* in the original OOT data and σ_N is the standard deviation after binning the OOT data into groups of N points. We used $N = 10$, corresponding to a bin duration similar to the ingress/egress timescale. The obtained value for σ_r is compatible with a purely Gaussian noise.

4. Data analysis

In addition to our Mercator photometry, we used the ‘Almenara’ transit photometry (Barbieri et al. 2007) and published Keck and Subaru RVs (Fischer et al. 2007) to determine the parameters of the system. The data were analysed with a program called FullTransit. It effectuates a combined multi-band photometry and spectroscopy fitting based on a MCMC approach. The models used are, for the photometry: that of Mandel & Agol (2002) and Giménez (2006a), for the spectroscopy: a standard eccentric orbit model, and for the Rossiter-McLaughlin effect: Giménez (2006b) models. Since here no spectroscopic measurements were taken during transit, the Rossiter effect is presented for information purposes.

4.1. Motivations

It seems normal to use all the available data offered in order to characterise a planet. By fitting at the same time

different models on various datasets, the fit finds the best compromise between all of them and also permits to show immediately discrepancies between timings if they arise. It is also a way of remaining consistent in the models fitting the data.

Our choice of using MCMC to do the fitting is triggered by the now abundant literature on the subject (see e.g. Collier Cameron et al. 2007 and references therein), but also because it seems the easiest way to have a single set of parameters common to every model to do the fitting. Also, the MCMC allows to extract precise errors on the model from the simulations undertook.

4.2. Method

The program currently fits 10 free parameters: the depth of the transit, D ; the rotational velocity of the star, $V \sin I$; the RV semi-amplitude, K ; the impact parameter, b ; the width of the transit, W ; the angle between the equatorial plane of the star and the orbital plane of the planet, β ; the orbital period, P ; a shift in phase, " t_0 ", from which the T_0 can be calculated; the eccentricity, e ; and the angle to the periastron, ω_0 . Most of these parameters are directly observable or can be estimated from the data. This set has been chosen as to minimise correlation between parameters, which could potentially lead to a non convergence or a biased result. In that set of mind a shift in phase t_0 has been preferred to a T_0 which depends on how the data is distributed around it.

From these 10 parameters, physical parameters needed by the models are calculated. The model is created in phase for each point and a χ^2 statistics is used to estimate the goodness of fit. Penalty on the χ^2 using Bayesian errors can be added if necessary.

In addition to these 10 parameters, there is also an optimal scaling for each set of data. In the current situation, we have 2 sets of radial velocity and 2 sets of photometry, hence 4 other parameters. It is to be noticed that these are not participating in the MCMC, they are normal outcome of a χ^2 statistics.

Each of the parameter is calculated as follow:

$$parameter_2(j) = parameter_1(j) \sigma(j) G(0, 1) f \quad (2)$$

where $\sigma(j)$ is the standard deviation of the parameter, $G(0, 1)$ is a random Gaussian number, and f is a factor ensuring that 25% of the MCMC steps are being accepted. For each step in the MCMC a set of 10 parameters is created. This step is chosen to be accepted or not by a Metropolis-Hastings algorithm (see e.g. Collier Cameron et al. 2007).

At the start of the MCMC, some guessed parameters are inserted along with their respective σ 's. These are estimated and re-estimated every 100 accepted steps of the chain along with f . The σ 's act as the error on the prior.

After n steps, the best χ^2 is found and its associated set of parameters becomes the best fit. The other sets are scrutinised and the 68.3% sets around the best fit are giv-

ing out the error. It is not calculated using a $\Delta \chi^2$ because some of the distributions are not Gaussian.

It has been decided not to have limb darkening coefficients as free parameters not to overload the MCMC as well as to avoid discrepancies in stellar parameters between individual photometric bands and a fitting of the Rossiter. Using Mandel & Agol (2002), this adds 8 other parameters, 4 in the case of fitting using Giménez models, plus 2 others used for the Rossiter. As FullTransit is a characterization program, previously independently fitted limb darkening coefficients can be inserted in the calculations of the models.

For a convergence, it is necessary to have a good idea of the period. We thus first fitted a theoretical transit on the Mercator photometry using the method described in Gillon et al (2007b), then used the obtained timing and the one presented in Barbieri et al. (2007) to deduce a precise initial guess for the orbital period before starting the MCMC.

FullTransit is to be used in the aim of characterising the parameters of a planet, not for finding them. Once the period is found, it is quite straight forward to find parameters approaching the best fit and launch the MCMC. These, though, should not be too close to the final solution - if known in advance - so as to let the MCMC explore the χ^2 potential around the solution.

4.3. The Analysis

An 2 m.s^{-1} error was added on the already existing error for the radial velocity measurements to allow for the jitter announced in Fischer et al. (2007).

The limb darkening coefficients were extracted for the two bands $B2$ and R from the table produced by Claret (2000). These were selected for a 6000 K star with $\log g = 4.5$, $[\text{Fe}/\text{H}] = 0.2$ close to the physical parameters presented in Fischer et al. (2007). A stellar mass of $1.2 \pm 0.1 M_\odot$ was used (Fischer et al. 2007).

A constant σ was used for b and P at the respective values of 0.05 and 0.0002. This was to allow the chains to converge quicker.

Two analyses could be done, one using Mandel & Agol (2002) models, the other Giménez (2006a). Both were done and being similar, only the Mandel & Agol (2002) was pursued, as it took much less time to run than the other. Would it have been for the presence of a radial velocity point during the transit, the whole analysis would have been conducted using Giménez (2006a and b) to remain consistent throughout the fitting process. For the same reason, because there is no Rossiter involved with this star, the two parameters $V \sin I$ and β are not effectively being used in the fit.

Various starting parameters were tried on a range larger than the error bars on the final parameters calculated by each chain. All chains converged to within error bars of each others. The chains allowed a large safety burn-in period of 10 000 steps, and a simulation of 500 000 steps

<i>MCMC fitted parameters</i>	
D	$0.005358^{+0.000054}_{-0.000060}$
K [m.s^{-1}]	$273.0^{+2.2}_{-2.0}$
b	$0.781^{+0.020}_{-0.073}$
W [phase]	$0.00925^{+0.00066}_{-0.00027}$
P [days]	$21.21725^{+0.00048}_{-0.00043}$
t_0 [phase]	$0.3078^{+0.0048}_{-0.0042}$
e	$0.6717^{+0.0028}_{-0.0027}$
ω_0 [$^\circ$]	$121.23^{+0.42}_{-0.38}$
<i>Fitted transit timing</i>	
T_{tr} [BJD]	$2454438.4835^{+0.0009}_{-0.0025}$
<i>Deduced transit parameters</i>	
$p = R_p/R_\star$	$0.07320^{+0.00036}_{-0.00041}$
$r_\star = R_\star/a$	$0.03949^{+0.00026}_{-0.00035}$
$r_p = R_p/a$	$0.002891^{+0.000022}_{-0.000032}$
Transit duration [days]	$0.196^{+0.072}_{-0.029}$
<i>Deduced stellar radius*</i>	
R_\star [R_\odot]	$1.354^{+0.012}_{-0.037}$
<i>Deduced planetary parameters</i>	
M_p [M_{Jup}]	$3.111^{+0.035}_{-0.013}$
R_p [R_{Jup}]	$0.964^{+0.016}_{-0.027}$
ρ_p [ρ_{Jup}]	$3.47^{+0.35}_{-0.18}$
<i>Deduced orbital parameters</i>	
a [AU]	$0.1594^{+0.0012}_{-0.0041}$
i [$^\circ$]	$88.23^{+0.17}_{-0.05}$

Table 1. Fitted and derived parameters for the HD 17156 system, host star and transiting planet. See Sec. 4.2. for a description of the fitted parameters. *: the value for the stellar mass was kept fixed to the one presented in Fischer et al. (2007): $1.2 \pm 0.1 M_\odot$.

each. The final results give an average over the chains that were calculated and help reduce further more the error.

5. Results

Table 1 shows the 8 fitted parameters. For each set of parameters recorded by the simulations, a set of physical parameters - deduced transit parameters and stellar, planetary & orbital parameters - was calculated. The error on physical parameters was calculated the same way as the fitted parameters are: by taking 68.3 % of the sample around the best fit.

The impact parameter is the most volatile parameter in this fit. The reason is fairly simple, because of a lack of data at the bottom of the lightcurve trough.

An averaged χ^2 was estimated as 565.52 (25.82 on the spectroscopic data, 539.70 on the photometric data) giving an overall reduced $\chi^2 = 1.40$.

Fig. 2 shows the global fit on the data, including the Rossiter-McLaughlin effect as it would occur for a $V \sin I$ of 2 km.s^{-1} . Its amplitude is quite small due to the high slope of the eccentric orbit.

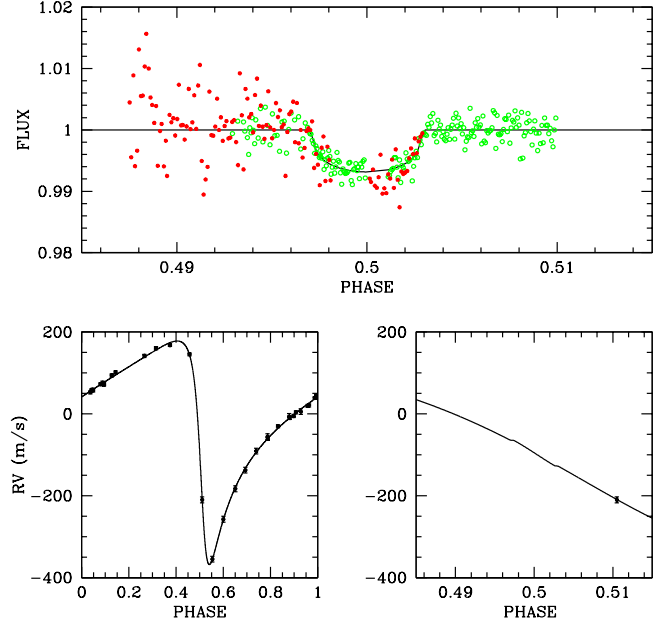


Fig. 2. Model fitted using FullTransit on the photometric (top) and RV (bottom) data. Bottomright: zoom on the transit phase. Top: green open circle = Mercator photometry, red square = ‘Almenara’ photometry.

Optimal scaling for the Keck data is 93.7323 m.s^{-1} while for the Subaru it is 93.2429 m.s^{-1} . The optimal scaling for the Mercator photometry is a factor of 1.000007, while for the Almenara data, it is 1.0017.

6. Discussion

Recently, Fortney et al. (2007) presented theoretical radius values for planets across a wide range of masses, using realistic atmospheric boundary conditions and equations of state for core materials. For a planet similar to HD17156b, their theoretical radii range from $1.02 R_{Jup}$ for a $100 M_\oplus$ core to $1.1 R_{Jup}$ if no core is present. The presence of a core has thus a very weak influence on the planetary radius in this planetary mass regime, but we nevertheless notice that our measured radius tends to favor the presence of a massive core for HD 17156b. As can be seen in Fig. 3, HD 17156b has the highest density among all transiting exoplanets excepting HD 147506b.

The very high orbital eccentricity of HD 17156b could indicate intense interaction with a still undetected third body. The circularization timescale τ_{circ} of a planet can be computed using (Goldreich & Soter 1966):

$$\tau_{\text{circ}} = \left(\frac{2Q_p P}{63\pi} \right) \left(\frac{M_p}{M_*} \right) \left(\frac{a}{R_p} \right)^5 \quad (3)$$

where Q_p is the tidal quality factor. For Jupiter, Q_p is estimated to lie between 10^5 and 2×10^6 (Goldreich & Soter, 1966; Peale & Greenberg 1980) Assuming the lowest of these values for the tidal quality factor of HD 17156b,

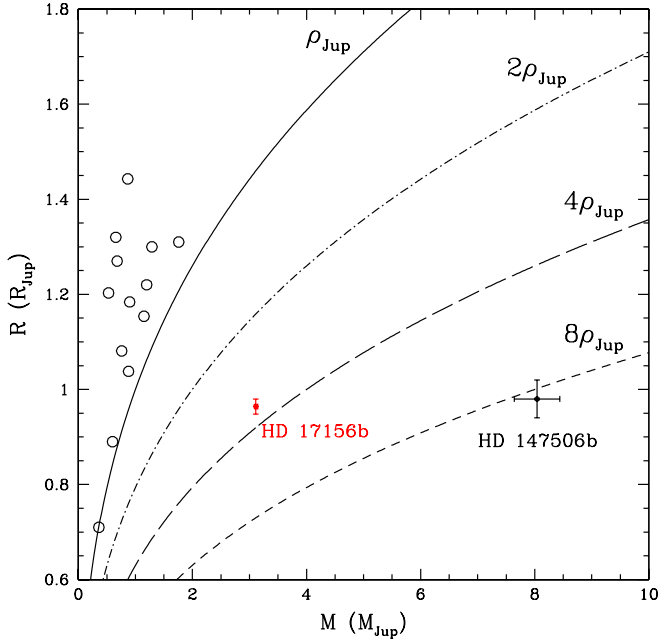


Fig. 3. Mass radius diagram for the known transiting planets with an error bar on the mass and radius smaller than 10 % (except GJ 436b). While most of them (*open circles*) have a density comparable or lower than the one of Jupiter, the two massive planets HD 17156b and HD 147506b are much more dense, as predicted by theory. The 1-sigma error bars are represented only for these 2 planets for the sake of clarity.

the obtained value for τ_{circ} is 728 Gyr, exceeding largely the estimated stellar age of 5.7 Gyr (Fischer et al. 2007). Thus, the large eccentricity of HD 17156b does not necessarily indicate the topical presence of a third body in the system. If nevertheless such a perturber is present, it could be detected with more RV measurements or through the precise measurements of a large number of transits of HD 17156b, as was attempted for several other transiting planets by e.g. the TLC project (Holman & Winn 2006). In the case of a mean-motion resonance, the amplitude of the timing variations is proportional to the period of the perturbed body (see e.g. Holman & Murray 2005). As HD 17156b has the longest period among the known transiting planets, a dedicated monitoring of its transits should thus have a good sensitivity to any other planet in resonance with it.

We finally notice that the values deduced here for the semi-major axis, argument of pericenter and eccentricity lead to a impact parameter of 1.009 for the antitransit, corresponding to a partial grazing eclipse. Its precise observation, or lack of it, with Spitzer would provide an important additional constraint on the orbital inclination.

Acknowledgements. The authors thank F. Courbin and G. Meylan for making possible the observations with the Belgian Mercator telescope. J. M. Almenara, R. Alonso et M. Barbieri are gratefully acknowledged for providing us with their pho-

tometric data. A. H. M. J. Triaud wishes to thank A. Collier Cameron and A. Giménez for all their help and support. This work was supported by the Swiss National Fund for Scientific Research

References

- Baglin A., Auvergne M., Boissard L., et al. 2006, 36th COSPAR Scientific Assembly. Held 16 - 23 July 2006, in Beijing, China.
- Bakos G. Á., Papp I., Sári P., Green E. M., 2002, PASP, 114, 974
- Bakos G. Á., Kovács G., Torres G., 2007, ApJ, 670, 826
- Barbieri M., Alonso R., Laughlin G., et al. 2007, A&A, 476, L13
- Bodenheimer P., Laughlin G., Lin D. N. C. 2003, ApJ, 592, 555
- Borucki W., Koch D., Lissauer J, 2007, ASPC, 366, 309
- Butler P. R., Vogt S. S., Marcy G. W., et al. 2004, ApJ Letters, 617, 580
- Charbonneau, D.; Brown, T. M.; Burrows, A.; Laughlin, G., 2007, Protostars and Planets V, B. Reipurth, D. Jewitt, and K. Keill (eds.), University of Arizona Press, Tucson, 701
- Claret A., 2000, A&A, 363, 1081
- Collier Cameron A., Wilson D. M., West R. G., et al. 2007, MNRAS, 380, 1230
- Fischer D. A., Vogt S. S., Marcy G. W., et al. 2007, ApJ, 669, 1336
- Fortney J. J., Marley M. S., Barnes J. W., 2007, ApJ, 659, 1661
- Gardner J. P., Mather J. C., Clampin M., et al. 2006, SSRv., 123, 485
- Gillon M., Pont F., Moutou C., et al. 2006, A&A, 459, 249
- Gillon M., Pont F., Demory B.-O., et al. 2007a, A&A, 472, L13
- Gillon M., Demory B.-O., Barman T., et al. 2007b, A&A, 471, L51
- Giménez A., 2006a, A&A, 450, 1231
- Giménez A., 2006b, ApJ, 650, 408
- Goldreich P., Soter S., 1966, Icarus, 5, 375
- Guillot T., Showman A. P., 2002, 385, 156
- Holman M. J., Murray N. W., 2005, Science, 307, 1288
- Holman M. J., Winn J. N., 2006, AAS, DPS meeting, 38, 862
- Harrington J., Luszcz S., Seager S., et al. 2007, Nature, 447, 691
- Johns-Krull C. M., McCullough P. M., Burke C. J., 2007, ApJ, submitted
- Knuston H. A., Charbonneau D., Allen L. E., et al. 2007, Nature, 447, 183
- Mandel K., Agol, E., 2002, ApJ, 580-2, L171
- Peale S. J., Greenberg, R. J., 1980, in Lunar and Planetary Institute Conference Abstracts, 871
- Pollaco D. L., Skillen I., Cameron A. C., et al. 2006, PASP, 118, 1407

- Rowe J. F., Matthews J. M, Seager S., et al. 2006, ApJ, 646, 1241
- Shankland P. D., Rivera E. J., Laughlin G., et al. 2006, ApJ, 653, 700
- Stetson, P. B., 1987, PASP, 99, 111