

Deducing the string-breaking distance in strong production processes

Eef van Beveren¹ and George Rupp²

¹*Centro de Física Teórica, Departamento de Física,
Universidade de Coimbra, P-3004-516 Coimbra, Portugal
<http://cft.fis.uc.pt/eef>*

²*Centro de Física das Interações Fundamentais, Instituto Superior Técnico,
Universidade Técnica de Lisboa, Edifício Ciência, P-1049-001 Lisboa, Portugal
george@ist.utl.pt*

PACS number(s): 11.80.Gw, 11.55.Ds, 13.75.Lb, 12.39.Pn

November 30, 2018

Abstract

We show that the string-breaking distance can be read off from meson-production data, by employing a previously derived expression for the production amplitude. Accordingly, we find that the radii of 0.67, 0.34 and 0.20 fm for the creation of non-strange $q\bar{q}$ pairs obtained in the Resonance-Spectrum-Expansion model, for light-quark, $c\bar{c}$, and $b\bar{b}$ environments, respectively, are in perfect agreement with S -wave di-pion production data, upon employing an ansatz with no additional free parameters.

Ever since the reconciliation of quark confinement and hadronic decay by G. Zweig's proposal [1], quark-pair ($q\bar{q}$) creation and annihilation constitute an important piece of research in particle physics. Later, one realised, as applied in hadron models [2], that the created $q\bar{q}$ pairs are favored to carry the quantum numbers of the vacuum [3, 4], which is confirmed by the experimentally observed dominant hadronic decay modes [5]. Inspiration from the theory of strong interactions has given rise to the flux-tube picture [6] and the gluonic string model [7, 8].

In the string picture, the gluonic field energy increases with larger interquark distances. Hence, the energy needed for the creation of a $q\bar{q}$ pair depends on the distance between the hadron constituents. Estimates for the average distance at which $q\bar{q}$ pair creation takes place yield, for mesons, values ranging from a few tenths of [9] to several [10] fermis. Moreover, recently the shape of the transition potentials derived in Ref. [2] has been confirmed by lattice calculations [9].

In the Resonance-Spectrum-Expansion meson model [11], the field energy ε stems from the confinement potential, which is quadratic in distance and has a flavor-independent

level spacing ω . As a consequence, considering a meson with constituents of flavor f , the average string-breaking distance $r_{0,f}$ for the creation of a light $q\bar{q}$ pair is inversely proportional to the square-root [12] of the reduced mass μ_f of the meson constituents, i.e.,

$$\mu_f r_{0,f}^2 = \frac{2\varepsilon_{q\bar{q}}}{\omega^2}, \quad \text{where } q = u, d, \text{ or } s. \quad (1)$$

Here, we employ the flavor masses of Ref. [11] ($m_n \equiv m_{u/d} = 406$, $m_s = 508$, $m_c = 1562$, and $m_b = 4724$ MeV) and $r_{0,n\bar{s}} = 3.24$ GeV $^{-1}$ [13]. Hence, with $n\bar{n}$, $c\bar{c}$, and $b\bar{b}$ for the constituents of a decaying meson, we obtain $r_{0,n\bar{n}} = 0.67$ fm, $r_{0,c\bar{c}} = 0.34$ fm, and $r_{0,b\bar{b}} = 0.20$ fm, respectively, for the creation of a light quark pair. Below, we shall confront these values with the data.

In Refs. [14, 15] we have discussed the expression [16]

$$\mathbf{P} = \Im m(\mathbf{Z}) + T \mathbf{Z}, \quad (2)$$

relating the two-body subamplitude \mathbf{P} , showing up in processes of strong decay under the spectator assumption, with elements of the two-body scattering amplitude T . The vector \mathbf{Z} represents the quark-pair creation vertex, and does not carry information on the two-body final-state interactions, which are contained in T .

For complex coefficients $Z = |Z| \exp(i\phi)$, we obtain from Eq. (2), in the one-channel case (i.e., below the first inelastic threshold) and writing $T = \{\exp(2i\delta) - 1\}/2i$,

$$\begin{aligned} P &= |Z| \left[\frac{1}{2i} \left\{ e^{i\phi} - e^{-i\phi} \right\} + \frac{1}{2i} \left\{ e^{2i\delta} - 1 \right\} e^{i\phi} \right] \\ &= |Z| e^{-i\phi} \frac{1}{2i} \left\{ e^{2i(\delta + \phi)} - 1 \right\}. \end{aligned} \quad (3)$$

A comparable result has recently also been advertised by D.V. Bugg [17], thereby distinguishing between $T(\text{elastic})$ and $T(\text{production})$, which here read $\{\exp(2i\delta) - 1\}/2i$ and $\{\exp(2i(\delta + \phi)) - 1\}/2i$, respectively.

Equation (3) does seem not to satisfy Watson's theorem [18], which states that the phase motion of elastic scattering T and production P should be the same [19]. However, in the following we shall find that the complex phase of two-body subamplitude (3) is identical to the complex phase of T .

Assuming OZI-allowed strong processes, the nonstrange ($n\bar{n}$) and strange ($s\bar{s}$) scalar ($J^{PC}=0^{++}$) isoscalar ($I=0$) $q\bar{q}$ systems couple dominantly to $\pi\pi$ below the $K\bar{K}$ threshold. Hence, we may, to a good approximation, consider uncoupled $\pi\pi$ elastic scattering and production, for total invariant two-pion masses up to about 1 GeV. In the one-channel case, formula (3) becomes a rather simple expression. We find for the S -wave two-pion production and elastic scattering amplitudes the relation [14]

$$P_0 \propto j_0(pr_0) + iT_0 h_0^{(1)}(pr_0), \quad (4)$$

which, by the definition of Bessel and Hankel functions, and the introduction of the elastic scattering phase shift $\delta_0 = \log \{(1 + 2iT_0)/2i\}$, reduces to

$$P_0 \propto \frac{1}{pr_0} \sin[\delta_0 + pr_0] e^{i\delta_0}. \quad (5)$$

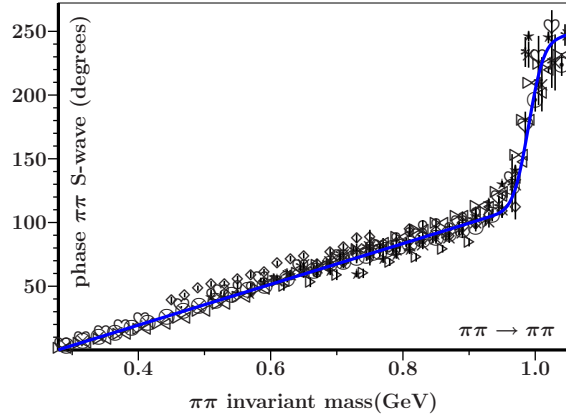


Figure 1: The various sets of elastic scattering data used in this paper are taken from (\odot , Ref. [20]); ($*$, Ref. [21]); (\star , \times , \diamond , \triangleleft , \triangleright for analyses A, B, C, D, E of Ref. [22], respectively); (\circ , Ref. [23]); (\otimes , Ref. [13]); (\boxtimes , Ref. [24]); (\heartsuit , Ref. [25]). The solid line indicates the average behavior of the data as a function of the total invariant two-pion mass.

Consequently, we obtain for production a phase which equals the sum of the elastic scattering phase shift and a term depending on the linear momentum p of the two-pion system. Next, we shall apply relation (5) to the central production of pion pairs in $pp \rightarrow pp\pi\pi$.

For elastic $\pi\pi$ scattering, we use the analyses of Refs. [20–25]. Furthermore, employing conservative estimates for the theoretical uncertainties, we also use the theoretical phases of Ref. [13], which agree well with the data presented by the BES collaboration in Ref. [26]. In Fig. 1 we depict the available experimental phase shifts. The corresponding cross sections, being proportional to $|\exp(2i\delta_0) - 1|^2/p^2$ below the $K\bar{K}$ threshold, peak around 600 MeV.

Using the recipe (5), it is extremely easy to determine the production amplitude that follows for the various experimental phases δ_0 , once we have at our disposal a reasonable value for the average distance r_0 at which quark-pair creation and annihilation is supposed to occur. Such an estimate was given long ago in Ref. [27], and recently in Ref. [13]. The estimates in Refs [13, 27] have been confirmed by recent lattice calculations [9], i.e., for light-quark-pair creation in heavy-quark systems. For light constituents, we shall here use the most recent value of $r_0 = 0.67$ fm used in Ref. [13].

Figure 2a shows how $|P_0|^2$ varies with the total invariant two-pion mass when expression (5) is applied to the eye-guiding curve of Fig. 1. As a first result, we observe that for the production amplitude (5), we obtain a maximum at about 400 MeV. This agrees with the central $\pi\pi$ production data of the AFS collaboration [28] taken at ISR (CERN), and also with the data of the BES collaboration [26]. Similar conclusions can be found in the work of Au, Morgan, and Pennington [19].

Summarizing so far, with one parameter, r_0 , which had been determined two decades ago for the modeling of elastic meson-meson scattering [11, 27], we obtain a good result for two-particle production at low energies, by using a formalism predicting for production a phase motion that differs from the elastic phase by a momentum-dependent function.

However, production amplitude (5) deviates from the data for larger values of the invariant two-pion mass. This result could easily have been anticipated, since from Eq. (5) one observes that at higher energies the discrepancy with elastic scattering increases. Here,

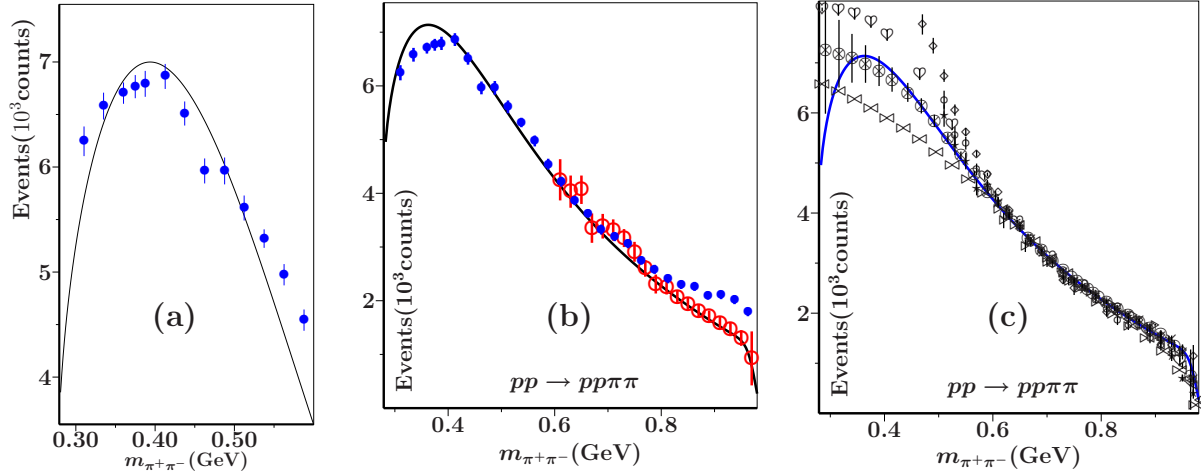


Figure 2: (a) Expression (5) with $r_0 = 0.67$ fm [13], for the eye-guiding curve of Fig. 1 (black), compared to the AFS data [28] (blue). The normalization of the curve has been adjusted to the data. (b) Expression (7) for the eye-guiding curve, compared to the AFS data [28] (\bullet), and to a production amplitude derived from a subset of the elastic scattering data (\circ) by D. V. Bugg [17], using a different method. (c) Expression (7) applied directly to the data exhibited in Fig. 1 (black), to be compared with the same production data as shown in (b).

we assume that the complex phase of the vertex, represented by the vector \mathbf{Z} in Eq. (2), stems from the time delay necessary for the initially created quark pair to escape from the interaction region. Naively, we expect that at higher energies this supposed constant time delay will have a relatively larger effect. At this stage, it is worthwhile to mention that expression (5) stems from the one-delta-shell approximation to the peaked potential that describes the transitions between $q\bar{q}$ and meson-meson configurations. Now, the δ -shell approximation is good enough for the demonstration of certain aspects of the meson spectrum [12, 29, 30], but not for a detailed description of meson-meson scattering at high energies.

More accurate transition potentials have been determined in Ref. [2]. Their form, as a function of the interquark distance r , is reasonably well described by [31]

$$V_t(r) \propto \frac{r}{r_0} e^{-\frac{1}{2}(r/r_0)^2}. \quad (6)$$

From this shape, which strongly resembles the form of the $q\bar{q} \leftrightarrow$ meson-meson transition rate determined on the lattice (see Fig. 18 of Ref. [9]), we infer [32] that for the phases in production processes one has

$$P_0 \propto \frac{1}{pr_0} \sin \left[\delta_0 + pr_0 e^{-(pr_0)^2} \right] e^{i\delta_0}. \quad (7)$$

Note that, with the latter expression, also the real production phase tends towards the elastic-scattering phase as p increases. Figure 2b shows the behavior of expression (7) for $\pi\pi$ production, when applied to the eye-guiding line of Fig. 1, for invariant masses below the $K\bar{K}$ threshold. Above about 600 MeV, we compare our semi-theoretical production amplitude, besides the AFS data, also to an analysis based on standard methods, though restricted to $I = 0$ and S -waves only [17], just as in the present paper. The slight

discrepancy between the AFS data and our predictions above 800 MeV may be explained by $I = 2$ and D -wave contributions [33].

In Fig. 2c we show the result for the procedure defined in Eq. (7) applied separately to each of the data points exhibited in Fig. 1. The general trend is similar to that of the curve shown in Fig. 2b. However, at low energies we note that the procedure (7) is very sensitive to the precise values of the elastic phases.

The theoretical maximum in the curve of Fig. 2b at an invariant two-pion mass of 363 MeV is a consequence of the choice $r_0 = 0.67$ fm. The latter value was determined in our unitarized meson model [13, 27] for light-quark-pair creation in the presence of light quarks. Through flavor invariance of the strong interactions according to Eq. (1), it is related to the average radius of light-quark-pair creation in the presence of heavy quarks [12].

In the process $J/\psi \rightarrow \omega\pi\pi$, we must consider the presence of a $c\bar{c}$ system. This implies $r_0 = 0.34$ fm, which causes the maximum of the corresponding amplitude to come out at 467 MeV. This appears to be the reason why in the experiment of the BES collaboration [26] a σ signal at such a higher energy was observed. Nevertheless, the σ pole position, contained in the T matrix, which is not altered by Eq. (2), is the same as for the results of the AFS collaboration and also for the elastic $\pi\pi$ amplitudes.

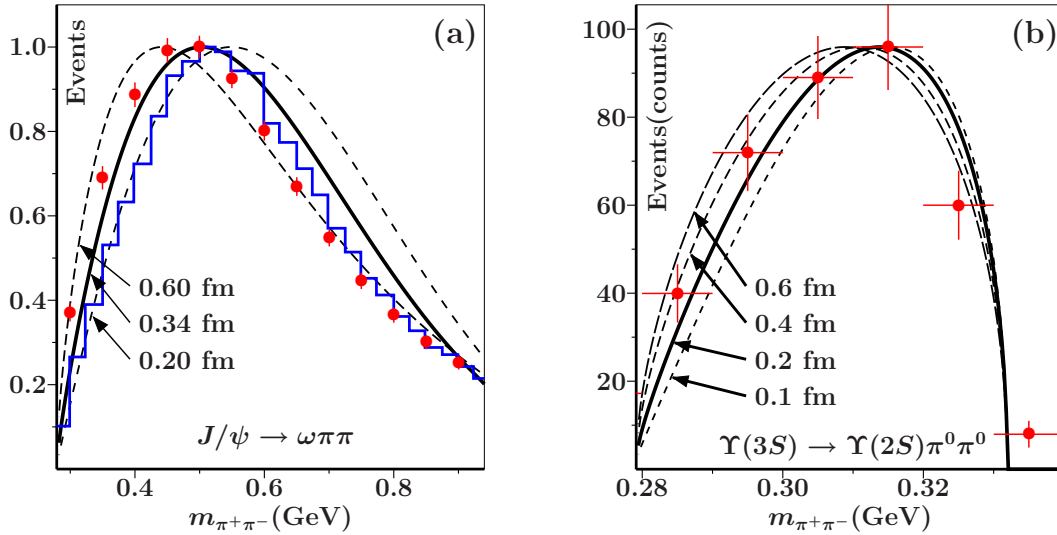


Figure 3: (a) Expression (7) applied to the eye-guiding curve, with $r_0 = 0.34$ fm [12] (solid) and two different values of r_0 (dashed), compared to data of the BES collaboration [26] (blue histogram), and to an analysis of the same data done by D. V. Bugg in Ref. [24], here multiplied with phase space (\bullet). Data and curves have been normalized to unity at the peak. (b) As in (a), but now for $r_0 = 0.20$ fm (solid) and also for different values of r_0 (dashed), and compared to di-pion data (\bullet) of the CLEO collaboration [34].

In Fig. 3a we compare the data of the BES collaboration [26], and an analysis of the same data carried out by D. V. Bugg in Ref. [24], with the prediction of the procedure defined in Eq. (7), for $r_0 = 0.34$ fm, applied to the eye-guiding curve of Fig. 1. A similar comparison, but now for $r_0 = 0.20$ fm, is given in Fig. 3b with the apparently clean S -wave di-pion signal in $\Upsilon(3S) \rightarrow \Upsilon(2S)\pi^0\pi^0$ of the CLEO collaboration [34]. We again notice a nice agreement of our *parameter-free* procedure with the data. The production

amplitudes, obtained from Figs. (3a,3b) by correcting for phase space, show maxima at 467 MeV for the BES data and 521 MeV for the CLEO data.

In conclusion, our modification (7) of the elastic phases appears to explain well the differences between S -wave production and elastic scattering data. Furthermore, just above threshold, from the slope of the production curve as a function of linear momentum, one can read from the data the interquark distance at which pair creation is favored. For light-quark-pair creation in the presence of light quarks, we find $r_0 = 0.67$ fm, whereas in the presence of heavy quarks the radii are $r_0 = 0.34$ fm for $c\bar{c}$ and $r_0 = 0.20$ fm for $b\bar{b}$, the latter value being in agreement with recent lattice calculations [9], too.

Acknowledgments

We are indebted to D. V. Bugg for enlightening discussions, to I. J. R. Aitchison and I. Caprini for pertinent clarifications on Watson's theorem, and also thank P. Bicudo for drawing our attention to the lattice results in Ref. [9]. This work was supported in part by the *Fundação para a Ciência e a Tecnologia* of the *Ministério da Ciência, Tecnologia e Ensino Superior* of Portugal, under contract PDCT/ FP/63907/2005.

References

- [1] G. Zweig, CERN Reports TH-401 and TH-412 (1963), see also *Developments in the Quark Theory of Hadrons*, Vol. 1, 22–101 (1981), edited by D. B. Lichtenberg and S. P. Rosen.
- [2] E. van Beveren, Z. Phys. C **21**, 291 (1984).
- [3] M. Micu, Phys. Rev. D **7**, 2136 (1973).
- [4] R. D. Carlitz and M. Kislinger, Phys. Rev. D **2**, 336 (1970).
- [5] W.-M. Yao *et al.* [Particle Data Group Collaboration], J. Phys. G **33**, 1 (2006).
- [6] N. Isgur and J. E. Paton, Phys. Lett. B **124**, 247 (1983).
- [7] A. B. Migdal, Nucl. Phys. A **518**, 358 (1990).
- [8] A. B. Migdal, S. B. Khokhlachev and V. Y. Borue, Phys. Lett. B **228**, 167 (1989).
- [9] G. S. Bali, H. Neff, T. Düssel, T. Lippert and K. Schilling [SESAM Collaboration], Phys. Rev. D **71**, 114513 (2005).
- [10] C. Alexandrou, S. Gusken, F. Jegerlehner, K. Schilling and R. Sommer, Nucl. Phys. B **414**, 815 (1994).
- [11] E. van Beveren, G. Rupp, T. A. Rijken, and C. Dullemond, Phys. Rev. D **27**, 1527 (1983).
- [12] E. van Beveren, C. Dullemond, and G. Rupp, Phys. Rev. D **21**, 772 (1980) [Erratum-ibid. D **22**, 787 (1980)].

- [13] E. van Beveren, D. V. Bugg, F. Kleefeld and G. Rupp, Phys. Lett. B **641**, 265 (2006).
- [14] E. van Beveren and G. Rupp, Ann. Phys. **323**, 1215 (2008).
- [15] E. van Beveren and G. Rupp, Europhys. Lett. **80**, 51001 (2007).
- [16] Here we change notations from $i\mathbf{Z}$ to just \mathbf{Z} , as suggested in M. R. Pennington and D. J. Wilson, arXiv:0711.3521 [hep-ph].
- [17] D. V. Bugg, Eur. Phys. J. C **54**, 73 (2008).
- [18] K. M. Watson, Phys. Rev. **88**, 1163 (1952).
- [19] K. L. Au, D. Morgan and M. R. Pennington, Phys. Rev. D **35**, 1633 (1987).
- [20] S. D. Protopopescu *et al.*, Phys. Rev. D **7**, 1279 (1973).
- [21] B. Hyams *et al.*, Nucl. Phys. B **64**, 134 (1973) [AIP Conf. Proc. **13**, 206 (1973)];
B. Hyams *et al.*, Nucl. Phys. B **100**, 205 (1975).
- [22] G. Grayer *et al.*, Nucl. Phys. B **75**, 189 (1974).
- [23] P. Estabrooks and A. D. Martin, Nucl. Phys. B **79**, 301 (1974).
- [24] D. V. Bugg, Eur. Phys. J. C **52**, 55 (2007).
- [25] I. Caprini, G. Colangelo and H. Leutwyler, Phys. Rev. Lett. **96**, 132001 (2006).
- [26] M. Ablikim *et al.* [BES Collaboration], Phys. Lett. B **598**, 149 (2004).
- [27] E. van Beveren, T. A. Rijken, K. Metzger, C. Dullemond, G. Rupp and J. E. Ribeiro, Z. Phys. C **30**, 615 (1986).
- [28] T. Åkesson *et al.* [Axial Field Spectrometer Collaboration], Nucl. Phys. B **264**, 154 (1986).
- [29] E. van Beveren and G. Rupp, Phys. Rev. Lett. **91**, 012003 (2003).
- [30] E. van Beveren and G. Rupp, Phys. Rev. Lett. **97**, 202001 (2006).
- [31] C. Dullemond, G. Rupp, T. A. Rijken, and E. van Beveren, Comput. Phys. Commun. **27**, 377 (1982).
- [32] F. Calogero, *Variable phase approach to potential scattering*, (Academic Press, New York 1967);
K. Chadani, R. Kobayashi, T. Kobayashi, arXiv:math-ph/0103044.
- [33] J. R. Peláez, AIP Conf. Proc. **814**, 706 (2006).
- [34] D. Cronin-Hennessy *et al.* [CLEO Collaboration], Phys. Rev. D **76**, 072001 (2007).