

Non-equilibrium fluctuation theorems in the presence of local heating

Punyabrata Pradhan, Yariv Kafri, and Dov Levine
Physics Department, Technion, Haifa, Israel

We show that the Jarzynski equality and Crooks theorem hold for a test-system coupled to an extended stochastic heat-bath despite the fact that the immediate vicinity of the test-system heats up and goes out of equilibrium during the process. We also study the effect of the coupling to the heat-bath on the convergence of $\langle \exp(-\beta W) \rangle$ to its theoretical mean value, where W is the work done on the test-system and β is the inverse temperature. It is shown that the larger the local heating, the slower the convergence.

PACS numbers: 71.30.+h, 71.10.Fd, 72.15.Rn

The recently discovered fluctuation theorems (FT) deal with large deviations and symmetries of quantities such as entropy production or work fluctuations in non-equilibrium systems [1, 2, 3, 4]. Two examples which have received much attention are the Jarzynski equality (JE) and Crooks theorem (CT). In the JE one considers a test-system which is initially in equilibrium with a heat bath at temperature T . The test-system is then driven to another state by varying an external parameter λ over a finite time interval $0 \leq t \leq \tau$ using a fixed protocol $\lambda(t)$. In this process, a history dependent work, W , is performed. The JE [3] states that the average of $e^{-\beta W}$ over histories satisfies

$$\langle e^{-\beta W} \rangle = e^{-\beta \Delta F}, \quad (1)$$

where $\beta = 1/T$ and $\Delta F = F_{\mathcal{B}} - F_{\mathcal{A}}$ is the free energy difference between the equilibrium states, \mathcal{A} and \mathcal{B} , of the test-system at the initial and final values of λ , respectively.

The closely related CT is a statement on a symmetry of the work probability distribution [4]. As for the JE, one considers a test-system in contact with a heat reservoir at temperature T . The test-system is initially in an equilibrium state \mathcal{A} with $\lambda = \lambda(0)$, and is driven, during the time interval $(0, \tau)$, by the protocol $\lambda(t)$ (the ‘forward process’). The likelihood that work W is performed is specified by a probability distribution $P_F(W)$. One then considers the reverse process in which the system starts in the equilibrium state \mathcal{B} with $\lambda = \lambda(\tau)$, and is driven by the time-reversed protocol $\tilde{\lambda}(t) \equiv \lambda(\tau - t)$ in the time interval $(0, \tau)$. In this process the probability of work W being done is specified by the distribution $P_R(W)$. The CT states that

$$\frac{P_F(W)}{P_R(-W)} = e^{\beta(W - \Delta F)}. \quad (2)$$

Note that the JE can be obtained by integrating the CT.

As has been discussed extensively in the past [3, 5, 6], both relations (1) and (2) rely on rare events in which the work performed deviates significantly from the average. Thus, Eq. (1) is a useful tool for measuring free-energy differences in small systems, since in such cases the probability of sampling atypical events is non-negligible even

for experimentally reasonable realizations of the protocol [7].

Despite having been discovered a decade ago, the validity of the FT’s under general conditions has been the subject of debate [8, 9]. As stated, both Eqs.(1) and (2) are independent of the specific form of the protocol $\lambda(t)$ and are therefore ostensibly applicable to systems driven arbitrarily far from thermal equilibrium. The proofs, however, are less general. For example, those relying on Markovian dynamics assume detailed balance in the test-system, or equivalently white noise satisfying the fluctuation-dissipation relation [4, 5, 10, 11]. In essence, this implies that the stochastic bath is *always* in equilibrium. In reality, this assumption is clearly not valid, since whenever work is done on a test-system at a finite rate, its internal energy increases and locally heats the bath at their region of contact. Consequently, the portion of the heat bath felt by the test-system may be very far from equilibrium, and as such, it does not have a well defined temperature. This means that any realistic model of a bath must either model its internal dynamics explicitly or be non-Markovian in nature [12, 13]. Accordingly, recent work has examined work distributions for non-Markovian systems [14], and demonstrated the validity of both the JE and CT under some specific assumptions. However, proofs are still lacking for a generic description of a system and a heat-bath.

In this Letter we address the issue of local heating for stochastic models, by explicitly modeling the degrees of freedom of a heat-bath. The ‘combined system’ (CS), consisting of the test-system and the heat-bath, is assumed to be isolated, and thus described by a micro-canonical ensemble. Consistent with systems obeying classical dynamics [15], the CS is assumed to evolve under Markovian dynamics satisfying detailed balance, which leads to an equilibrium state. We stress that the effective heat bath experienced by the test-system alone is *not* Markovian and the condition of microscopic reversibility for the test-system alone as used in [4, 10] does not hold.

With the aid of a simple model, we first illustrate numerically that even in the presence local heating, both the JE and CT are satisfied. However, local heating ma-

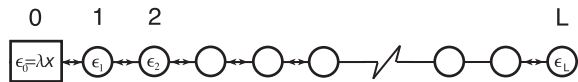


FIG. 1: Schematic diagram of the CS. The test-system occupies site $i = 0$, and the sites of the heat bath are labeled by $i = 1, 2, 3 \dots L$. Interactions are between neighboring sites.

terially affects the typical number of experimental runs needed to estimate the average in Eq.1 well: The larger the local heating, the greater the number of runs needed. We end the Letter by providing proofs of both the JE and CT under the assumptions discussed above, but independent of the model. While we focus on stochastic models, we expect the same qualitative behavior for classical, non-stochastic systems.

We now define a simple model that will illustrate our main conclusions. Consider a one-dimensional [16] lattice of $L + 1$ sites, with sites labeled $i = 0, \dots, L$; this is our CS. The test-system is placed at site $i = 0$, and the heat-bath occupies sites $1 \leq i \leq L$, as indicated in Fig.1. At each site we define a real and positive energy variable ϵ_i . For the test-system we assume, for simplicity, a single degree of freedom denoted by x which takes values $x \geq 0$. The energy of the test-system is chosen to have the simple form $\epsilon_0 = H(x, \lambda) = \lambda x$, where λ is a forcing parameter. (Similar results were obtained for different energy functions, such as $\epsilon_0 = H(x, \lambda) = \lambda x^2$.)

The parameter λ is updated according to a set deterministic protocol $\lambda(t)$ in the time interval $(0, \tau)$. During this time, the CS evolves with random sequential stochastic dynamics, with each site $i < L$ in the CS interacting with rate r with the site to its right by stochastically redistributing their total energy:

$$\epsilon'_i = q(\epsilon_i + \epsilon_{i+1}) \quad \text{and} \quad \epsilon'_{i+1} = (1-q)(\epsilon_i + \epsilon_{i+1}). \quad (3)$$

Here $0 \leq q \leq 1$ is drawn from a uniform distribution and the prime denotes the values after redistribution [17]. Large r means a quickly thermalizing bath; in the limit $r \rightarrow \infty$, we expect the bath to lose all memory and become Markovian. In accordance with standard definitions [5] the work done on the test-system is given by

$$W = \int_0^\tau \frac{\partial H}{\partial \lambda} \frac{d\lambda}{dt} dt = \int_0^\tau x(t) \frac{d\lambda}{dt} dt. \quad (4)$$

When $\lambda(t) = \lambda_0 = \text{constant}$, the total energy of the CS is conserved, and the dynamics satisfy detailed balance with respect to a measure that is uniform on a constant energy surface, as required in a micro-canonical ensemble. It is straightforward to show that in the thermodynamic limit $L \rightarrow \infty$, the equilibrium energy distribution of any site i can be shown to take the form

$$P(\epsilon_i) = \beta e^{-\beta \epsilon_i} \quad (5)$$

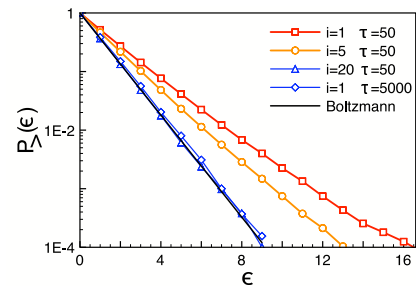


FIG. 2: The integrated final ($t = \tau$) energy distributions, $P_{>}(\epsilon)$ for several sites, i for a short ($\tau = 50$) and long experiment ($\tau = 5000$). We take $r = 1$ in arbitrary units and measure all times with respect to it. Results are for $L = 100$, $T = 1$, $\lambda_0 = 1$, $\delta\lambda = 1$ and $n_\lambda = 10$. The distributions were obtained by averaging over 10^5 realizations.

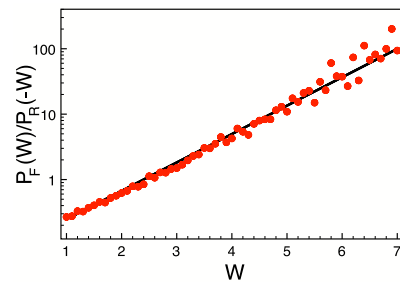


FIG. 3: To check the validity of the CT in the presence of local heating we plot $P_F(W)/P_R(-W)$ as a function of W . The solid line is $\exp(\beta W - \beta \Delta F)$, where ΔF is obtained analytically. Here we use the same parameters as in Fig. 2 which exhibited local-heating ($\tau = 50$).

where $\beta^{-1} = \sum_{i=0}^L \epsilon_i / (L + 1)$, independent of the rest of the system.

As the test-system is driven, there is local heating in the region of its contact with the bath [18]. We study this numerically by employing the following driving protocol $\lambda(t)$: Starting at $\lambda(0) = \lambda_0$ we increase the force to $\lambda(\tau) \equiv \lambda_0 + \Delta\lambda$ at intervals $\delta\tau$ in $n_\lambda \equiv \tau / \delta\tau$ discrete steps of size $\delta\lambda \equiv \Delta\lambda / n_\lambda$. For fixed $\Delta\lambda$, a *reversible* process occurs in the limit $\frac{\lambda(t+\delta t) - \lambda(t)}{r\delta t} \rightarrow 0$. For this to occur, the limit $n_\lambda \rightarrow \infty$ must be taken first, followed by either taking $r \rightarrow \infty$ or $\tau \rightarrow \infty$. All other protocols, in particular those with finite n_λ , are irreversible. In the following we compare systems with the same value of r and vary τ .

The effect of local heating on the single-site energy distribution is shown in Fig. 2, where we plot the (integrated) distributions $P_{>}(\epsilon) = \int_\epsilon^\infty P(\epsilon') d\epsilon'$ for several sites for two values of τ and with the same protocol for $\lambda(t)$. We see that far from the test-system ($i \gg 0$) the bath is Boltzmann-distributed, but there is significant deviation near to the point of contact with the test-

system (as expected, for large τ this effect decreases). In a sense, local heating is a measure of the non-Markovian nature of the bath as experienced by the test-system. This notwithstanding, Fig. 3 demonstrates that even in the presence of local heating, the CT is clearly satisfied. The validity of the CT automatically implies that the JE also holds (this will be discussed at greater length below).

While local heating does not lead to a violation of the JE and CT, it does have a pronounced effect on the number of experimental runs which must be carried out to accurately determine the free-energy difference $\Delta F = F_B - F_A$. (Our discussion will focus on the JE, but similar conclusions hold for the CT.) To see this, note that the scale of the estimated error [19] of the average of $X \equiv e^{-\beta(W-\Delta F)}$ is set by the width $\sigma_X \equiv \sqrt{\langle X^2 \rangle - \langle X \rangle^2}$ of the probability distribution $P(X)$. The central limit theorem states that for N_R runs, the error in the estimate of $\langle X \rangle$ scales as $\sigma_X N_R^{-1/2}$ for large N_R . It is straightforward to show that the error in the estimate of ΔF scales in the same fashion. Therefore, the smaller σ_X , the fewer the runs needed to obtain the JE, or equivalently, for the measured free energy difference, $\Delta F_M \equiv -\beta^{-1} \ln e^{-\beta W}$ to accurately estimate ΔF (Here the overline indicates an average over N_R experiments.).

Fig. 4 shows the dependence of σ_X on τ for two values of n_λ . As is clearly seen in the data, the longer the time of the experiment, the smaller σ_X . In the absence of local heating, such as occurs in the $\tau \rightarrow \infty$ limit, σ_X achieves a parameter-dependent constant value, as seen in Fig. 4. Since n_λ is finite, σ_X does not reach zero even for infinitely long experiments. However, it diminishes with increasing n_λ , and approaches zero in the reversible limit. Fig. 5 shows the deviation of the estimated free-energy difference $\Delta F_M - \Delta F \equiv -\beta^{-1} \ln \bar{X}$ from the actual value as a function of the expected scaling variable N_R/σ_X^2 . Once again, we see that the larger the local heating, the more experimental runs are needed to evaluate the free-energy. Note that by considering a system with maximal local-heating, an upper-bound on the number of realizations can be obtained. This can be realized by making sudden changes in the test-system, thus effectively disconnecting the heat-bath after an initial equilibrium distribution has been attained.

General Proofs: We now provide general proofs, independent of the above model, for both the JE and the CT. Again we consider an isolated CS comprised of a test-system coupled to a bath. As before, we assume that the CS evolves through Markovian dynamics obeying detailed-balance [20]. In order to have a well defined free energy for the test-system, we assume that it is weakly coupled to the bath, in that the steady-state probability distribution of the CS is a product measure:

$$P_{CS}^{eq}(x, \lambda, X) = P_{TS}^{eq}(x, \lambda) \times P_B^{eq}(X). \quad (6)$$

Here x and X denote the degrees of freedom of the test-system and the bath respectively, and λ is the forcing

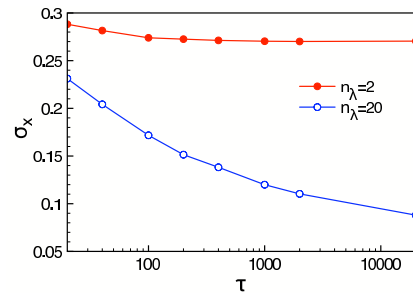


FIG. 4: σ_X as a function of τ for $L = 100$, $T = 4$, $\lambda_0 = 2$, $\Delta\lambda = 1$, and $N_R = 10^4$.

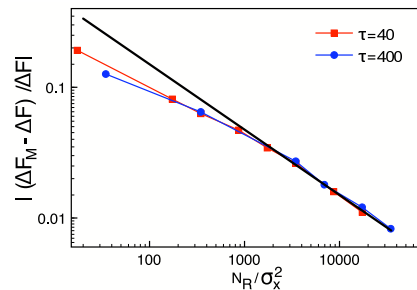


FIG. 5: The fractional error in the measured free energy difference ΔF_M , versus N_R/σ_X^2 . $L = 100$, $T = 4$, $\lambda_0 = 2$, $\Delta\lambda = 1$, $n_\lambda = 20$. The straight line has slope -0.5 . The results are averaged over 10^3 realizations for each value of N_R/σ_X^2 .

parameter. Since the bath is much larger than the test-system, in the thermodynamic limit

$$P_{TS}^{eq}(x, \lambda) = \exp(-\beta H(x, \lambda)) / \mathcal{Z}, \quad (7)$$

where \mathcal{Z} is the partition function of the test-system. Eq. 7 is a consequence of the detailed balance of the CS.

Proof of the JE: We discretize the Markov process and consider a general protocol $\{\lambda_0, \lambda_1, \dots, \lambda_{n_\lambda}\}$, where λ_k is the value of λ for the k^{th} update interval. The process consists of changing the value of λ (while leaving x and X unchanged), updating the CS, changing λ again, etc. Denoting the values of the degrees of freedom of the CS at step k by $Y_k \equiv (x_k, X_k)$, this process is specified by the sequence of transitions $(Y_0, \lambda_0) \rightarrow (Y_0, \lambda_1) \rightarrow (Y_1, \lambda_1) \rightarrow (Y_1, \lambda_2) \dots$. The transition probability matrix between the states (Y_{k-1}, λ_k) and (Y_k, λ_k) , which has an implicit dependence on time through the changing parameter λ , is denoted by $w_{k,k-1}$. The Markovian dynamics for the entire CS implies that

$$\int w_{k+1,k} P_{CS}^{eq}(Y_k, \lambda) dY_k = P_{CS}^{eq}(Y_{k+1}, \lambda). \quad (8)$$

Noting that the work at time step k is defined as $\Delta W_k = H(x_k, \lambda_{k+1}) - H(x_k, \lambda_k)$ and the total work performed is given by $W = \sum_{k=1}^{n_\lambda} \Delta W_k$, the proof follows in

a straightforward manner. From Eqs. 7 and 8, we have

$$\int e^{-\beta\Delta W_k} w_{k+1,k} P_{CS}^{eq}(Y_k) dY_k = \frac{Z_{k+1}}{Z_k} P_{CS}^{eq}(Y_{k+1}),$$

where Z_k is defined in Eq. 7 with $\lambda = \lambda_k$. Using this repeatedly in the relation

$$\langle e^{-\beta W} \rangle = \int P_{CS}^{eq}(Y_0, \lambda_0) \prod_{k=0}^{n_\lambda} e^{-\beta\Delta W_k} w_{k+1,k} dY_k,$$

we readily obtain Eq. 1 by identifying $F_k = -\beta^{-1} \ln(Z_k)$, the free energy of the test-system for $\lambda = \lambda_k$.

Proof of the CT: Consider the ‘forward’ process in the time range $(-\infty < t < \infty)$, where $\lambda(t) = \lambda_A$ for $(-\infty, 0)$, λ_B for (τ, ∞) , and varies in a fixed fashion in $(0, \tau)$. At $t = -\infty$ the CS is in an equilibrium state \mathcal{A} , and at $t = \infty$ the CS comes to an equilibrium state \mathcal{B} . For a given protocol $\lambda(t)$ we indicate the probability of a given *trajectory* $Y(t)$ in the forward process by $\mathcal{P}_F[Y, \lambda]$. $\mathcal{P}_R[\tilde{Y}, \tilde{\lambda}]$ denotes the probability of the corresponding time-reversed trajectory $\tilde{Y}(t)$ and forcing protocol, $\tilde{\lambda}(t) = \lambda(\tau - t)$, in which the CS begins in state \mathcal{B} at $t = -\infty$ and ends in \mathcal{A} at $t = \infty$. Detailed balance in the CS implies that

$$\mathcal{P}_F[Y, \lambda] = \mathcal{P}_R[\tilde{Y}, \tilde{\lambda}] \quad (9)$$

for any trajectory. Eq. 9 replaces the canonical condition of microscopic reversibility [4, 10]. $\mathcal{W}_F[Y, \lambda]$ is the functional giving the work performed along the forward trajectory, and $\mathcal{W}_R[\tilde{Y}, \tilde{\lambda}]$ is that for the corresponding time-reversed trajectory, with $\mathcal{W}_F[Y, \lambda] = -\mathcal{W}_R[\tilde{Y}, \tilde{\lambda}]$. The probability distributions $P_F(W)$ and $P_R(W)$ of W for the forward and reverse protocols are given by

$$P_F(W) = \int P_{\mathcal{A}}^{eq}(Y_{-\infty}) \mathcal{P}_F[Y, \lambda] \delta(\mathcal{W}_F - W) \mathcal{D}Y \quad (10)$$

and

$$P_R(W) = \int P_{\mathcal{B}}^{eq}(\tilde{Y}_{\infty}) \mathcal{P}_R[\tilde{Y}, \tilde{\lambda}] \delta(\mathcal{W}_R - W) \mathcal{D}\tilde{Y} \quad (11)$$

where $\mathcal{D}Y \equiv \prod_{n=-\infty}^{\infty} dY_n$, $P_{\mathcal{A}}^{eq}(Y_{-\infty})$ and $P_{\mathcal{B}}^{eq}(Y_{\infty})$ are the initial and final equilibrium distributions of the CS, and we have omitted the explicit trajectory dependence of $\mathcal{W}_F[Y, \lambda]$ and $\mathcal{W}_R[\tilde{Y}, \tilde{\lambda}]$.

The CS is in equilibrium for $t = \pm\infty$, and an amount of work W is performed during the interval $(0, \tau)$. For $t = \pm\infty$ the CS is described by a microcanonical ensemble, and the probability of any microstate $Y = (x, X)$ is the inverse of the total number of microstates. Noting that λ couples directly only to the test-system, and using the fact that the entropy of the CS is the sum of the entropies of the bath and test-system (owing to weak coupling), we have that $P_{\mathcal{A}}^{eq}(Y_{-\infty}) = P_{\mathcal{B}}^{eq}(Y_{\infty}) e^{\beta(W - \Delta F)}$, where $\Delta F = F_{\mathcal{B}} - F_{\mathcal{A}}$ is the free-energy difference of the test-system

at $t = \infty$ and $t = -\infty$, that is, for the values $\lambda_{\mathcal{B}}$ and $\lambda_{\mathcal{A}}$. Using this and Eq. 9 in Eq. 10, and comparing with Eq. 11 proves the CT.

Finally, we comment that general proofs, similar to those presented above, can be obtained for classical Newtonian dynamics by introducing a test-system coupled to a heat-bath and either employing Ref. [21] or Ref. [8] and [22]. We expect similar effects on the convergence properties of the JE and CT to hold also there.

YK and DL acknowledges support from grants 1183/06 and 660/05 of the Israel Science Foundation. PP acknowledges a fellowship of the Israel Council for Higher Education.

-
- [1] C. Bustamante, J. Liphardt and F. Ritort, *Phys. Today* **58**, 43 (2005).
 - [2] D. J. Evans, E. G. D. Cohen and G. P. Morris, *Phys. Rev. Lett.* **71**, 2401 (1993). G. Gallavotti and E. G. D. Cohen, *Phys. Rev. Lett.* **74**, 2694 (1995).
 - [3] C. Jarzynski, *Phys. Rev. Lett.* **78**, 2690 (1997).
 - [4] G. E. Crooks, *Phys. Rev. E* **60**, 2721 (1999).
 - [5] C. Jarzynski, *Phys. Rev. E* **56**, 5018 (1997).
 - [6] R.C. Lua, and A.Y. Grosberg, *J. Phys. Chem. B* **109**, 6805 (2005).
 - [7] J. Liphardt *et. al.*, *Science* **296**, 1832 (2002).
 - [8] C. Jarzynski, *J. Stat. Mech: Theor. and Exp.* P00005 (2004).
 - [9] E. G. D. Cohen and D. Mauzerall, *J. Stat. Mech: Theor. and Exp.* P07006 (2004). E. G. D. Cohen and D. Mauzerall, *Molecular Physics* **103**, 2923 (2005).
 - [10] G. E. Crooks, *J. Stat. Phys.* **90**, 14811 (1998).
 - [11] J. Kurchan, *J. Phys. A* **31**, 3719 (1998). J. L. Lebowitz and H. Spohn, *J. Stat. Phys.* **95**, 333 (1999).
 - [12] R. Zwanzig, *Nonequilibrium Statistical Mechanics* (Oxford university Press, New York, 2001).
 - [13] K. Obhayashi, T. Kohno and H. Utiyama, *Phys. Rev A* **27**, 2632 (1983). B. Lukic *et. al.*, *Phys. Rev. Lett.* **95**, 160601 (2005).
 - [14] S. Presse and R. J. Silbey, *Phys. Rev. E* **74**, 061105 (2006). T. Mai and A. Dhar, *Phys. Rev. E* **75**, 061101 (2007). T. Speck and U. Seifert, *cond-mat/0709.2236*.
 - [15] N. G. van Kampen, *Stochastic processes in Physics and Chemistry*, (Amsterdam: Elsevier, 1992).
 - [16] The effect of local heating is expected to be largest in 1D, since heat diffuses less effectively than in higher dimensions.
 - [17] C. Kipnis, C. Marchioro and E. Presutti, *J. Stat. Phys.* **27**, 65 (1982).
 - [18] We take the CS large enough so that the local heating has a negligible effect on the total energy of the CS.
 - [19] J. Gore, F. Ritort, and C. Bustamante, *PNAS* **100**, 12564 (2003).
 - [20] For classical systems this can be always be justified by properly defining the phase space [15].
 - [21] B. Cleuren, C. Van den Broeck and R. Kawai, *Phys. Rev. Lett.* **96**, 050601 (2006).
 - [22] S. Park and K. Schulten, *J. Chem. Phys.*, **120**, 5946 (2004).