

$SU_f(3)$ -Symmetry Breaking Effects of the $B \rightarrow K$ Transition Form Factor in the QCD Light-Cone Sum Rules

Xing-Gang Wu^{1 *}, Tao Huang^{2†} and Zhen-Yun Fang^{1 ‡}

¹*Department of Physics, Chongqing University, Chongqing 400044, P.R. China*

²*Institute of High Energy Physics, Chinese Academy of Sciences,
P.O.Box 918(4), Beijing 100049, P.R. China*

Abstract

We present an improved calculation of the $B \rightarrow K$ transition form factor with chiral current in the QCD light-cone sum rule (LCSR) approach. Under the present approach, the most uncertain twist-3 contribution is eliminated. And the contributions from the twist-2 and the twist-4 structures of the kaon wave function are discussed, including the $SU_f(3)$ -breaking effects. One-loop radiative corrections to the kaonic twist-2 contribution together with the leading-order twist-4 corrections are studied. The $SU_f(3)$ breaking effect is obtained, $\frac{F_+^{B \rightarrow K}(0)}{F_+^{B \rightarrow \pi}(0)} = 1.16 \pm 0.04$. By combining the LCSR results with the newly obtained perturbative QCD results that have been calculated up to $\mathcal{O}(1/m_b^2)$ in Ref.[8], we present a consistent analysis of the $B \rightarrow K$ transition form factor in the large and intermediate energy regions.

PACS numbers: 12.38.Aw, 12.38.Lg, 13.20.He, 14.40.Aq

* email: wuxg@cqu.edu.cn

† email: huangtao@mail.ihep.ac.cn

‡ email: zyfang@cqu.edu.cn

I. INTRODUCTION

There are several approaches to calculate the $B \rightarrow$ light meson transition form factors, such as the lattice QCD technique, the QCD light-cone sum rules (LCSRs) and the perturbative QCD (PQCD) approach. The PQCD calculation is more reliable when the involved energy scale is hard, i.e. in the large recoil regions; the lattice QCD results of the $B \rightarrow$ light meson transition form factors are available only for soft regions; while, the QCD LCSRs can involve both the hard and the soft contributions below $m_b^2 - 2m_b\chi$ (χ is a typical hadronic scale of roughly 500 MeV) and can be extrapolated to higher q^2 regions. Therefore, the results from the PQCD approach, the lattice QCD approach and the QCD LCSRs are complementary to each other, and by combining the results from these three methods, one may obtain a full understanding of the $B \rightarrow$ light meson transition form factors in its whole physical region. In Refs.[1, 2], we have done a consistent analysis of the $B \rightarrow \pi$ transition form factor in the whole physical region. Similarly, one can obtain a deep understanding of the $B \rightarrow K$ transition form factor in the physical energy regions by combining the QCD LCSR results with the PQCD results and by properly taking the $SU_f(3)$ breaking effects into account.

The $B \rightarrow K$ transition form factors are defined as follows:

$$\begin{aligned} \langle K(p) | \bar{q} \gamma_\mu b | \bar{B}(p_B) \rangle &= F_+^{B \rightarrow K}(q^2) \left((p + p_B)_\mu - \frac{M_B^2 - M_K^2}{q^2} q_\mu \right) + F_0^{B \rightarrow K}(q^2) \frac{M_B^2 - M_K^2}{q^2} q_\mu \\ &= 2F_+^{B \rightarrow K}(q^2) p_\mu + F_-^{B \rightarrow K}(q^2) q_\mu, \end{aligned} \quad (1)$$

where the momentum transfer $q = p_B - p$. If we confine ourselves to discuss the semi-leptonic decays $B \rightarrow Kl\nu_l$, it is found that the form factors $F_-^{B \rightarrow K}(q^2)$ is irrelevant for light leptons ($l = e, \mu$) and only $F_+^{B \rightarrow K}(q^2)$ matters, i.e.

$$\frac{d\Gamma}{dq^2}(B \rightarrow Kl\nu_l) = \frac{G_F^2 |V_{tb} V_{ts}^*|^2}{192\pi^3 M_B^3} \lambda^{3/2}(q^2) |F_+^{B \rightarrow K}(q^2)|^2, \quad (2)$$

where $\lambda(q^2) = (M_B^2 + M_K^2 - q^2)^2 - 4M_B^2 M_K^2$ is the usual phase-space factor. So in the following, we shall concentrate our attention on $F_+^{B \rightarrow K}(q^2)$.

The $B \rightarrow K$ transition form factor has been analyzed by several groups under the QCD LCSR approach [3, 4, 5], where some extra treatments to the correlation function either from the B-meson side or from the kaonic side are adopted to improve their LCSR estimations. It is found that the main uncertainties in estimation of the $B \rightarrow K$ transition form factor come

from the different twist structures of the kaon wave functions. It has been found that by choosing proper chiral currents in the LCSR approach, the contributions from the pseudo-scalars' twist-3 structures to the form factor can be eliminated [6, 7]. In the present paper, we calculate the $B \rightarrow K$ form factor with chiral current in the LCSR approach to eliminate the most uncertain twist-3 light-cone functions' contributions. And more accurately, we calculate the $\mathcal{O}(\alpha_s)$ corrections to the kaonic twist-2 terms. The $SU_f(3)$ -breaking effects from the twist-2 and twist-4 kaon wave functions shall also be discussed.

In Ref[8], we have calculated the $B \rightarrow K$ transition form factor up to $\mathcal{O}(1/m_b^2)$ in the large recoil region within the PQCD approach [8], where the B-meson wave functions Ψ_B and $\bar{\Psi}_B$ that include the three-Fock states' contributions are adopted and the transverse momentum dependence for both the hard scattering part and the non-perturbative wave function, the Sudakov effects and the threshold effects are included to regulate the endpoint singularity and to derive a more reliable PQCD result. Further more, the contributions from different twist structures of the kaon wave function, including its $SU_f(3)$ -breaking effects, are discussed. So we shall adopt the PQCD results of Ref.[8] to do our discussion, i.e. to give a consistent analysis of the $B \rightarrow K$ transition form factor in the large and intermediate energy regions with the help of the LCSR and the PQCD results.

The paper is organized as follows. In Sec.II, we present the results for the $B \rightarrow K$ transition form factor within the QCD LCSR approach. In Sec.III, we discuss the kaonic DAs with $SU_f(3)$ breaking effect being considered. Especially, we construct a model for the kaonic twist-2 wave function based on the two Gegenbauer moments a_1^K and a_2^K . Numerical results is given in Sec.IV, where the uncertainties of the LCSR results and a consistent analysis of the $B \rightarrow K$ transition form factor in the large and intermediate energy regions by combining the QCD LCSR result with the PQCD result is presented. The final section is reserved for a summary.

II. $F_+^{B \rightarrow K}(q^2)$ IN THE QCD LIGHT-CONE SUM RULE

The sum rule for $F_+^{B \rightarrow K}(q^2)$ by including the perturbative $\mathcal{O}(\alpha_s)$ corrections to the kaonic twist-2 terms can be schematically written as [3, 7, 9]

$$f_B F_+^{B \rightarrow K}(q^2) = \frac{1}{M_B^2} \int_{m_b^2}^{s_0} e^{(M_B^2 - s)/M^2} \left[\rho_{T2}^{LC}(s, q^2) + \rho_{T4}^{LC}(q^2) \right] ds, \quad (3)$$

where $\rho_{T2}^{LC}(s, q^2)$ is the contribution from the twist-2 DA and $\rho_{T4}^{LC}(q^2)$ is for twist-4 DA, f_B is the B-meson decay constant. The Borel parameter M^2 and the continuum threshold s_0 are determined such that the resulting form factor does not depend too much on the precise values of these parameters; in addition the continuum contribution, that is the part of the dispersive integral from s_0 to ∞ that has been subtracted from both sides of the equation, should not be too large, e.g. less than 30% of the total dispersive integral. The functions $\rho_{T2}^{LC}(s, q^2)$ and $\rho_{T4}^{LC}(q^2)$ can be obtained by calculating the following correlation function with chiral current

$$\begin{aligned}\Pi_\mu(p, q) &= i \int d^4x e^{iq \cdot x} \langle K(p) | T \{ \bar{s}(x) \gamma_\mu (1 + \gamma_5) b(x), \bar{b}(0) i(1 + \gamma_5) d(0) \} | 0 \rangle \\ &= \Pi_+[q^2, (p+q)^2] p_\mu + \Pi_-[q^2, (p+q)^2] q_\mu.\end{aligned}\quad (4)$$

The calculated procedure is the same as that of $B \rightarrow \pi$ form factor that has been done in Refs.[6, 7, 9, 10]. So for simplicity, we only list the main results for $B \rightarrow K$ and highlight the parts that are different from the case of $B \rightarrow \pi$, and the interesting reader may turn to Refs.[7, 9] for more detailed calculation technology.

As for $\rho_{T2}^{LC}(s, q^2)$, it can be further written as

$$\rho_{T2}^{LC}(s, q^2) = -\frac{f_K}{\pi} \int_0^1 du \phi_K(u, \mu) \text{Im } T_{T2} \left(\frac{q^2}{m_b^{*2}}, \frac{s}{m_b^{*2}}, u, \mu \right), \quad (5)$$

where $T_{T2} \left(\frac{q^2}{m_b^{*2}}, \frac{s}{m_b^{*2}}, u, \mu \right)$ is the renormalized hard scattering amplitude, m_b^* stands for the b-quark pole mass [9]. Defining the dimensionless variables $r_1 = q^2/m_b^{*2}$, $r_2 = (p+q)^2/m_b^{*2}$ and $\rho = [r_1 + u(r_2 - r_1) - u(1-u)M_K^2/m_b^{*2}]$, up to order α_s , we have

$$\begin{aligned}-\frac{\text{Im} T_{T2}(r_1, r_2, u, \mu)}{\pi} &= \delta(1-\rho) + \frac{\alpha_s(\mu) C_F}{4\pi} \left\{ \delta(1-\rho) \left[2\pi^2 - 6 + 3 \ln \frac{m_b^{*2}}{\mu^2} - 2\text{Li}_2(r_1) + \right. \right. \\ &\quad 2\text{Li}_2\left(\frac{1}{r_2}\right) + \ln^2 r_2 + 2 \frac{(1-r_2) \ln(r_2-1)}{r_2} - 2 \ln^2(1-r_1) + \\ &\quad 2 \ln(1-r_1) - 2 \ln(1-r_1) \ln \frac{m_b^{*2}}{\mu^2} - 2 \ln^2(r_2-1) + 2 \ln(r_2-1) - \\ &\quad \left. 2 \ln(r_2-1) \ln \frac{m_b^{*2}}{\mu^2} \right] + \theta(\rho-1) \left[8 \frac{\ln(\rho-1)}{\rho-1} \Big|_+ + 2 \frac{1}{r_2-\rho} \left(\frac{1}{\rho} - \frac{1}{r_2} \right) \right. \\ &\quad \left. + 2 \left(\ln r_2 + \frac{1}{r_2} - 2 - 2 \ln(r_2-1) + \ln \frac{m_b^{*2}}{\mu^2} \right) \frac{1}{\rho-1} \Big|_+ + \frac{1-\rho}{\rho^2} + \right. \\ &\quad \left. \frac{2(1-r_1)}{(r_1-r_2)(r_2-\rho)} \left(\ln \frac{\rho}{r_2} - 2 \ln \frac{\rho-1}{r_2-1} \right) - \frac{4 \ln \rho}{\rho-1} - \right.\end{aligned}$$

$$\begin{aligned} & \frac{2(r_2 - 1)}{(r_1 - r_2)(\rho - r_1)} \left(\ln \rho - 2 \ln(\rho - 1) + 1 - \ln \frac{m_b^{*2}}{\mu^2} \right) \Bigg] + \\ & \theta(1 - \rho) \left[2 \left(\ln r_2 + \frac{1}{r_2} - 2 \ln(r_2 - 1) - \ln \frac{m_b^{*2}}{\mu^2} \right) \frac{1}{\rho - 1} \Bigg|_+ - \right. \\ & \left. \frac{2(1 - r_2)}{r_2(r_2 - \rho)} - \frac{2(1 - r_1)}{(r_1 - r_2)(r_2 - \rho)} \left(1 + \ln \frac{r_2}{(r_2 - 1)^2} - \ln \frac{m_b^{*2}}{\mu^2} \right) \right] \Bigg\}, \quad (6) \end{aligned}$$

for the case of $r_1 < 1$ and $r_2 > 1$. The dilogarithm function $\text{Li}_2(x) = -\int_0^x \frac{dt}{t} \ln(1 - t)$ and the relation $\text{Li}_2(x) + \text{Li}_2(1/x) = \pi^2/3 - \log^2(x)/2 - i\pi \log(x)$ ($x > 1$) is implicitly adopted, and the operation “+” is defined by

$$F(x)|_+ = \lim_{\eta \rightarrow 0} \left(F(x)\theta(1 - x - \eta) - \delta(1 - x - \eta) \int_0^{1-\eta} F(y)dy \right). \quad (7)$$

In the calculation, both the ultraviolet and the collinear divergences are regularized by dimensional regularization and are renormalized in the \overline{MS} scheme with the totally anti-commuting γ_5 . And similar to Ref.[3], to calculate the renormalized hard scattering amplitude $T_{T2} \left(\frac{q^2}{m_b^{*2}}, \frac{s}{m_b^{*2}}, u, \mu \right)$, the current mass effects of s -quark are not considered due to its smallness. By setting $M_K \rightarrow 0$, it returns to the case of $B \rightarrow \pi$ and it can be found that the coefficients of $\theta(\rho - 1)$ and $\theta(1 - \rho)$ agree with those of Refs.[7, 9], while the coefficients of $\delta(1 - \rho)$ confirm that of Ref.[7] and disagree with that of Ref.[9].

As for the sub-leading twist-4 contribution $\rho_{T4}^{LC}(q^2)$, we calculate them only in the zeroth order in α_s , i.e.

$$\begin{aligned} \frac{\int_{m_b^2}^{s_0} e^{\frac{M_B^2 - s}{M^2}} \rho_{T4}^{LC}(q^2) ds}{M_B^2} &= \frac{m_b^{*2} f_K e^{\frac{M_B^2}{M^2}}}{M_B^2} \left\{ \int_{\Delta}^1 du e^{-\frac{m_b^{*2} - (1-u)(q^2 - uM_K^2)}{uM^2}} \left(\frac{2g_2(u)}{uM^2} - \frac{8m_b^2[g_1(u) + G_2(u)]}{u^3M^4} \right) \right. \\ &+ \int_0^1 dv \int D\alpha_i \frac{\theta(\alpha_1 + v\alpha_3 - \Delta)}{(\alpha_1 + v\alpha_3)^2 M^2} e^{-\frac{m_b^2 - (1-\alpha_1 - v\alpha_3)(q^2 - (\alpha_1 + v\alpha_3)M_K^2)}{M^2(\alpha_1 + v\alpha_3)}} \times \\ &\left. (2\varphi_{\perp}(\alpha_i) + 2\tilde{\varphi}_{\perp}(\alpha_i) - \varphi_{\parallel}(\alpha_i) - \tilde{\varphi}_{\parallel}(\alpha_i)) \right\}, \quad (8) \end{aligned}$$

where $\varphi_{\perp}(\alpha_i)$, $\tilde{\varphi}_{\perp}(\alpha_i)$, $\varphi_{\parallel}(\alpha_i)$ and $\tilde{\varphi}_{\parallel}(\alpha_i)$ are three-particle twist-4 DAs respectively, and $g_1(u)$ and $g_2(u)$ are two-particle twist-4 wave functions. Here, $G_2(u) = \int_0^u g_2(v)dv$, $\Delta = \frac{\sqrt{(s_0 - q^2 - M_K^2)^2 + 4M_K^2(m_b^2 - q^2)} - (s_0 - q^2 - M_K^2)}{2M_K^2}$ and s_0 denotes the subtraction of the continuum from the spectral integral. By setting $M_K \rightarrow 0$ (the lower integration range of u should be changed to be $\Delta = \frac{m_b^{*2} - q^2}{s_0 - q^2}$ for the case), we return the results for $B \rightarrow \pi$ [7].

III. THE DISTRIBUTION AMPLITUDES OF KAON

A. twist-2 DA moments

Generally, the leading twist-2 DA ϕ_K can be expanded as Gegenbauer polynomials:

$$\phi_K(u, \mu_0) = 6u(1-u) \left(1 + \sum_{n=1}^{\infty} a_n^K(\mu_0) C_n^{3/2}(2u-1) \right). \quad (9)$$

In the literature, only $a_1^K(\mu_0)$ is determined with more confidence level and the higher Gegenbauer moments are still with large uncertainty and are determined with large errors. Alternative determinations of Gegenbauer moments rely on the analysis of experimental data.

The first Gegenbauer moment a_1^K has been studied by the light-front quark model [13], the LCSR approach [14, 15, 16] and the lattice calculation [17, 18] and etc. In Ref.[15], the QCD sum rule for the diagonal correlation function of local and nonlocal axial-vector currents is used, in which the contributions of condensates up to dimension six and the $\mathcal{O}(\alpha_s)$ -corrections to the quark-condensate term are taken into account. The moments derived there are close to that of the lattice calculation [17, 18], so we shall take $a_1^K(1\text{GeV}) = 0.05 \pm 0.02$ to do our discussion. At the scale $\mu_b = \sqrt{M_B^2 - m_b^{*2}} \simeq 2.2 \text{ GeV}$, $a_1^K(\mu_b) = 0.793a_1^K(1\text{GeV})$ with the help of the QCD evolution.

The higher Gegenbauer moments, such as a_2^K , are still determined with large uncertainty and are determined with large errors [3, 14, 15, 16, 19, 20]. For example, Ref.[20] shows that the value of a_2^K is very close to the asymptotic distribution amplitude, i.e. $|a_2^K(1\text{GeV})| \leq 0.04$; while Refs.[15, 16, 19] gives larger values for a_2^K , i.e. $a_2^K(1\text{GeV}) = 0.16 \pm 0.10$ [16], $a_2^K(1\text{GeV}) = 0.27_{-0.12}^{+0.37}$ [15] and $a_2^K(2\text{GeV}) = 0.175 \pm 0.065$ [19]. It should be noted that the value of a_2^K affects not only the twist-2 structure's contribution but also the twist-4 structures' contributions, since the $SU_f(3)$ -breaking twist-4 DAs also depend on a_2^K due to the correlations among the twist-2 and twist-4 DAs as will be shown in the next subsection. Since the value of a_2^K can not be definitely known, we take its center value to be a smaller one, i.e. $a_2^K(1\text{GeV}) = 0.115$, for easily comparing with the results of Ref.[3]. Further more, to study the uncertainties caused by the second Gegenbauer moment a_2^K , we shall vary a_2^K within a broader region, e.g. $a_2^K(1\text{GeV}) \in [0.05, 0.15]$, so as to see which value is more favorable for a_2^K by comparing with the PQCD results.

B. Models for the twist-2 and twist-4 DAs

Before doing the numerical calculation, we need to know the detail forms for the kaon twist-2 DA and the twist-4 DAs.

As for the twist-2 DA, we do not adopt the Gegenbauer expansion (9), since its higher Gegenbauer moments are still determined with large errors whose contributions may not be too small, i.e. their contributions are comparable to that of the higher twist structures. For example, by taking a typical value $a_4^K(1\text{GeV}) = -0.015$ [3], our numerical calculation shows that its absolute contributions to the form factor is around 1% in the whole allowable energy region, which is comparable to the twist-4 structures' contributions. Recently, a reasonable phenomenological model for the kaon wave function has been suggested in Ref.[8], which is determined by its first Gegenbauer moment a_1^K , by the constraint over the average value of the transverse momentum square, $\langle \mathbf{k}_\perp^2 \rangle_K^{1/2} \approx 0.350\text{GeV}$ [11], and by its overall normalization condition. With the help of such model, a more reliable PQCD calculation on the $B \rightarrow K$ transition form factors up to $\mathcal{O}(1/m_b^2)$ have been finished.

In the following, we construct a kaon twist-2 wave function following the same arguments as that of Ref.[8] but with slight change to include the second Gegenbauer moment a_2^K 's effect, i.e.

$$\Psi_K(x, \mathbf{k}_\perp) = [1 + B_K C_1^{3/2}(2x-1) + C_K C_2^{3/2}(2x-1)] \frac{A_K}{x(1-x)} \exp \left[-\beta_K^2 \left(\frac{k_\perp^2 + m_q^2}{x} + \frac{k_\perp^2 + m_s^2}{1-x} \right) \right], \quad (10)$$

where $q = u, d$, $C_1^{3/2}(1-2x)$ is the Gegenbauer polynomial. The constituent quark masses are set to be: $m_q = 0.30\text{GeV}$ and $m_s = 0.45\text{GeV}$. The four parameters A_K , B_K , C_K and β_K can be determined by its first two Gegenbauer moments a_1^K and a_2^K , the constraint $\langle \mathbf{k}_\perp^2 \rangle_K^{1/2} \approx 0.350\text{GeV}$ [11] and the normalization condition $\int_0^1 dx \int_{k_\perp^2 < \mu_0^2} \frac{d^2 \mathbf{k}_\perp}{16\pi^3} \Psi_K(x, \mathbf{k}_\perp) = 1$. For example, we have $A_K(\mu_b) = 252.044\text{GeV}^{-1}$, $B_K(\mu_b) = 0.09205$, $C_K(\mu_b) = 0.05250$ and $\beta_K = 0.8657\text{GeV}^{-1}$ for the case of $a_1^K(1\text{GeV}) = 0.05$ and $a_2^K(1\text{GeV}) = 0.115$. Quantitatively, it can be found that B_K , C_K and β_K decreases with the increment of a_1^K ; β_K decreases with the increment of a_2^K , while B_K and C_K increase with the increment of a_2^K . Under such model, the uncertainty of the twist-2 DA mainly comes from a_1^K and a_2^K . It can be found that the $SU_f(3)$ symmetry is broken by a non-zero B_K and by the mass difference between the s quark and u (or d) quark in the exponential factor. The $SU_f(3)$ symmetry breaking effect of the leading twist kaon distribution amplitude has been studied in Refs.[15, 21] and refer-

ences therein. The $SU_f(3)$ symmetry breaking in the lepton decays of heavy pseudoscalar mesons and in the semileptonic decays of mesons have been studied in Ref.[12]. After doing the integration over the transverse momentum dependence, we obtain the twist-2 kaon DA,

$$\begin{aligned}\phi_K(x, \mu_0) &= \int_{k_\perp^2 < \mu_0^2} \frac{d^2 \mathbf{k}_\perp}{16\pi^3} \Psi_K(x, \mathbf{k}_\perp) \\ &= \frac{A_K}{16\pi^2 \beta^2} \left[1 + B_K C_1^{3/2} (2x - 1) + C_K C_2^{3/2} (2x - 1) \right] \\ &\quad \times \exp \left[-\beta_K^2 \left(\frac{m_q^2}{x} + \frac{m_s^2}{1-x} \right) \right] \left[1 - \exp \left(-\frac{\beta_K^2 \mu_0^2}{x(1-x)} \right) \right],\end{aligned}\quad (11)$$

where $\mu_0 = \mu_b$ for the present case. Then, the Gegenbauer moments $a_n^K(\mu_0)$ can be defined as

$$a_n^K(\mu_0) = \frac{\int_0^1 dx \phi_K(1-x, \mu_0) C_n^{3/2}(2x-1)}{\int_0^1 dx 6x(1-x) [C_n^{3/2}(2x-1)]^2}, \quad (12)$$

where $\phi_K(1-x, \mu_0)$ other than $\phi_K(x, \mu_0)$ is adopted to compare the moments with those defined in the literature, e.g. [14, 15, 16], since in these references x stands for the momentum fraction of s -quark in the kaon (\bar{K}), while in the present paper we take x as the momentum fraction of the light q -(anti)quark in the kaon (K).

The twist-3 contribution is eliminated by taking proper chiral currents under the LCSR approach, so we only need to calculate the subleading twist-4 contributions. The needed four three-particle twist-4 DAs that are defined in Ref.[22] can be expressed as [23]¹

$$\begin{aligned}\varphi_\perp(\alpha_i) &= 30\alpha_3^2(\alpha_2 - \alpha_1) \left[h_{00} + h_{01}\alpha_3 + \frac{1}{2}h_{10}(5\alpha_3 - 3) \right], \\ \tilde{\varphi}_\perp(\alpha_i) &= -30\alpha_3^2 \left[h_{00}(1 - \alpha_3) + h_{01}[\alpha_3(1 - \alpha_3) - 6\alpha_1\alpha_2] + h_{10}[\alpha_3(1 - \alpha_3) - \frac{3}{2}(\alpha_1^2 + \alpha_2^2)] \right], \\ \varphi_\parallel(\alpha_i) &= 120\alpha_1\alpha_2\alpha_3 [a_{10}(\alpha_1 - \alpha_2)], \\ \tilde{\varphi}_\parallel(\alpha_i) &= 120\alpha_1\alpha_2\alpha_3 [v_{00} + v_{10}(3\alpha_3 - 1)],\end{aligned}\quad (13)$$

where

$$\begin{aligned}h_{00} &= v_{00} = -\frac{M_K^2}{3}\eta_4 = -\frac{\delta^2}{3}, \\ a_{10} &= \frac{21M_K^2}{8}\eta_4\omega_4 - \frac{9}{20}a_2^K M_K^2 = \delta^2\epsilon - \frac{9}{20}a_2^K M_K^2, \\ v_{10} &= \frac{21M_K^2}{8}\eta_4\omega_4 = \delta^2\epsilon, \\ h_{01} &= \frac{7M_K^2}{4}\eta_4\omega_4 - \frac{3}{20}a_2^K M_K^2 = \frac{2}{3}\delta^2\epsilon - \frac{3}{20}a_2^K M_K^2\end{aligned}$$

¹ Similar to Ref.[3], we adopt the results that only include the dominant meson-mass corrections. The less important meson-mass correction terms are not taken into consideration.

and

$$h_{10} = \frac{7M_K^2}{2}\eta_4\omega_4 + \frac{3}{20}a_2^K M_K^2 = \frac{4}{3}\delta^2\epsilon + \frac{3}{20}a_2^K M_K^2,$$

with $\eta_4 = \delta^2/M_K^2$, $\omega_4 = 8\epsilon/21$ and $\delta^2(1GeV) = 0.20GeV^2$ and $\epsilon(1GeV) = 0.53$ [23]. With the help of QCD evolution, we obtain $\delta^2(\mu_b) = 0.16GeV^2$ and $\epsilon(\mu_b) = 0.34$. It can be found that the dominant meson-mass effect are proportional to a_2^K and M_K^2 , so if setting $M_K \rightarrow 0$ or the value of a_2^K is quite small, then we return to the results of Ref.[22]. For the remaining two-particle twist-4 wave functions, their contributions are quite small in comparison to the leading twist contribution and even to compare with those of the three-particle twist-4 wave functions. And by taking the leading meson-mass effect into consideration only, they can be related to the three-particle twist-4 wave functions through the following way:

$$g_2(u) = \int_0^u d\alpha_1 \int_0^{\bar{u}} d\alpha_2 \frac{1}{\alpha_3} [2\varphi_{\perp}(\alpha_i) - \varphi_{\parallel}(\alpha_i)] \quad (14)$$

and

$$g_1(u) + \int_0^u dv g_2(v) = \frac{1}{2} \int_0^u d\alpha_1 \int_0^{\bar{u}} d\alpha_2 \frac{1}{\alpha_3^2} (\bar{u}\alpha_1 - u\alpha_2) [2\varphi_{\perp}(\alpha_i) - \varphi_{\parallel}(\alpha_i)], \quad (15)$$

which lead to

$$g_1(u) = \frac{\bar{u}u}{6} [-5\bar{u}u(9h_{00} + 3h_{01} - 6h_{10} + 4\bar{u}h_{01}u + 10\bar{u}h_{10}u) + a_{10}(6 + \bar{u}u(9 + 80\bar{u}u))] + a_{10}\bar{u}^3(10 - 15\bar{u} + 6\bar{u}^2) \ln \bar{u} + a_{10}u^3(10 - 15u + 6u^2) \ln u, \quad (16)$$

$$g_2(u) = \frac{5\bar{u}u(u - \bar{u})}{2} [4h_{00} + 8a_{10}\bar{u}u - h_{10}(1 + 5\bar{u}u) + 2h_{01}(1 - \bar{u}u)]. \quad (17)$$

Similarly, it can be found that when setting $a_2^K \rightarrow 0$, the above expressions of $g_1(u)$ and $g_2(u)$ return to those of Ref.[22]. Here by adopting the relations $\frac{d}{du} g_2(u) = -\frac{1}{2} \lim_{M_K^2 \rightarrow 0} M_K^2 [g_K(u) - \phi_K(u)]$ and $g_1(u) - \int_0^u dv g_2(v) = \frac{1}{16} \lim_{M_K^2 \rightarrow 0} M_K^2 \mathbf{A}(u)$, one can conveniently obtain the higher mass-correction terms for $g_1(u)$ and $g_2(u)$ on the basis of $g_K(u)$ and $\mathbf{A}(u)$ derived in Refs.[14, 23], and numerically, it can be found that these terms' contributions are indeed small.

IV. NUMERICAL RESULTS

A. basic input

In the numerical calculations, we use

$$M_B = 5.279GeV, \quad M_K = 494MeV, \quad f_K = 160MeV, \quad f_{\pi} = 131MeV. \quad (18)$$

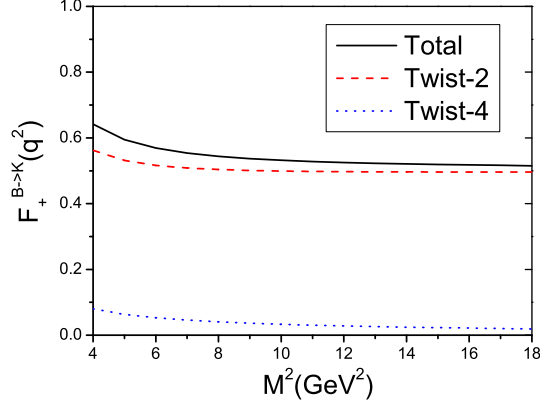


FIG. 1: $F_+^{B \rightarrow K}(q^2)$ as a function of Borel parameter M^2 at $q^2 = 6\text{GeV}^2$, where $s_0 = 33.5\text{GeV}^2$, $a_1^K(1\text{GeV}) = 0.05$, $a_2^K(1\text{GeV}) = 0.115$, $m_b^* = 4.7\text{GeV}$. The solid line stands for the total contributions, the dashed line is for NLO result of the twist-2 kaonic wave function and the dotted line is for the LO result of twist-4 kaonic wave functions.

Next, let us choose the input parameters entering into the QCD sum rule. In general, the value of the continuum threshold s_0 might be different from the phenomenological value of the first radial excitation mass. Here we set the threshold value of s_0 to be smaller than $s_0^{\text{max}} \simeq 34\text{GeV}^2$, whose root is slightly bigger than the mass of the B-meson first radial excitation predicted by the potential model [24]. The pole quark mass m_b^* is taken as $4.7 - 4.9\text{GeV}$. Another important input is the decay constant of B meson f_B . To keep consistently with the next-to-leading order calculation of twist-2 contribution, we need to calculate the two-point sum rule for f_B up to the corrections of order α_s . And in doing the numerical calculation, we shall adopt the NLO f_B to calculate the NLO twist-2 contribution and LO f_B for the LO twist-4 contributions for consistence.

The reasonable range for the Borel parameter M^2 is determined by the requirement that the contributions of twist-4 wave functions do not exceed 10% and those of the continuum states are not too large, i.e. less than 30% of the total dispersive integration. At a typical $q^2 = 6\text{GeV}^2$, we draw $F_+^{B \rightarrow K}(q^2)$ versus M^2 in Fig.(1). It can be found that the contribution from the kaonic twist-2 wave function slightly increases with the increment of M^2 while the contributions from the kaonic twist-4 wave functions decreases with the increment of M^2 , as a result, there is a platform for $F_+^{B \rightarrow K}(q^2)$ as a function of the Borel parameter M^2 for

the range of $8GeV^2 < M^2 < 18GeV^2$. For convenience, we shall take $M^2 = 12GeV^2$ to do our following discussions.

B. uncertainties for the LCSR results

In the following we discuss the main uncertainties caused by the present LCSR approach with the chiral current.

The present adopted chiral current approach has a striking advantage that the twist-3 light-cone functions which are not known as well as the twist-2 light-cone functions are eliminated, and then it is supposed to provide results with less uncertainties. In fact, it has been pointed out that the twist-3 contributions can contribute $\sim 30 - 40\%$ to the total contribution [25] by using the standard weak current in the correlator, e.g.

$$\Pi_\mu(p, q) = i \int d^4x e^{iq \cdot x} \langle K(p) | T \{ \bar{s}(x) \gamma_\mu b(x), \bar{b}(0) i \gamma_5 d(0) \} | 0 \rangle. \quad (19)$$

If the twist-3 wave functions are not known well, then the uncertainties shall be large. So in the literature, two ways are adopted to improve the QCD sum rule estimation on the twist-3 contribution: one is to calculate the above correlator by including one-loop radiative corrections to the twist-3 contribution together with the updated twist-3 wave functions [3]; the other is to introduce proper chiral current into the correlator, cf. Eq.(4), so as to eliminate the twist-3 contribution exactly, which is what we have adopted. We make a comparison of these two ways in the following. For such purpose, we adopt the following form for the QCD sum rule of Ref.[3], which splits the form factor into contributions from different Gegenbauer moments:

$$F_+^{B \rightarrow K}(q^2) = f^{as}(q^2) + a_1^K(\mu_0) f^{a_1^K}(q^2) + a_2^K(\mu_0) f^{a_2^K}(q^2) + a_4^K(\mu_0) f^{a_4^K}(q^2), \quad (20)$$

where f^{as} contains the contributions to the form factor from the asymptotic DA and all higher-twist effects from three-particle quark-quark-gluon matrix elements, $f^{a_1^K, a_2^K, a_4^K}$ contains the contribution from the higher Gegenbauer term of DA that is proportional to a_1^K , a_2^K and a_4^K respectively. The explicit expressions of $f^{as, a_1^K, a_2^K, a_4^K}$ can be found in Table V and Table IX of Ref.[3]. And in doing the comparison, we shall take the same DA moments for both methods, especially the value of $a_4^K(\mu_0)$ is determined from Eq.(12).

We show a comparison of our result of $F_+^{B \rightarrow K}(q^2)$ with that of Eq.(20) in Fig.(2) by varying $a_1^K(1GeV) \in [0.03, 0.07]$ and $a_2^K(1GeV) \in [0.05, 0.15]$, where $M^2 = 12GeV^2$, $s_0 = 33.5GeV^2$,

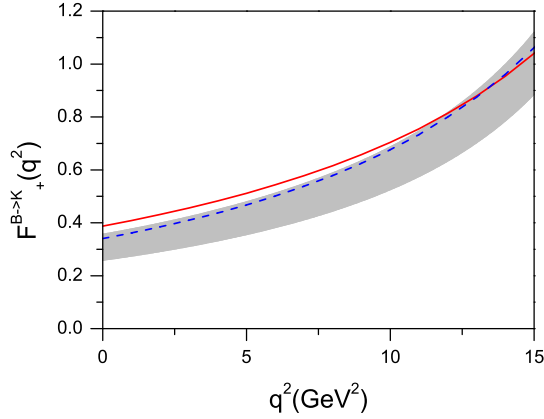


FIG. 2: $F_+^{B \rightarrow K}(q^2)$ for $a_1^K(1\text{GeV}) \in [0.03, 0.07]$ and $a_2^K(1\text{GeV}) \in [0.05, 0.15]$, where $M^2 = 12\text{GeV}^2$, $s_0 = 33.5\text{GeV}^2$, $m_b^* = 4.7\text{GeV}$. The solid line is obtained with $a_1^K(1\text{GeV}) = 0.03$ and $a_2^K(1\text{GeV}) = 0.15$ and the dashed line is obtained with $a_1^K(1\text{GeV}) = 0.07$ and $a_2^K(1\text{GeV}) = 0.05$, which set the upper and the lower ranges of $F_+^{B \rightarrow K}(q^2)$ respectively. As a comparison, the shaded band shows the results of Ref.[3] together with its 12% theoretical uncertainty.

$m_b^* = 4.7\text{GeV}$. The solid line is obtained with $a_1^K(1\text{GeV}) = 0.03$ and $a_2^K(1\text{GeV}) = 0.15$ and the dashed line is obtained with $a_1^K(1\text{GeV}) = 0.07$ and $a_2^K(1\text{GeV}) = 0.05$, which set the upper and the lower ranges of $F_+^{B \rightarrow K}(q^2)$ respectively. The shaded band in the figure shows the results of Eq.(20) within the same a_1^K and a_2^K region and with its 12% theoretical uncertainty [3]. It can be found that in the lower q^2 region, different from Ref.[3] where $F_+^{B \rightarrow K}(q^2)$ increases with the increment of both a_1^K and a_2^K , the predicted $F_+^{B \rightarrow K}(q^2)$ will increase with the increment of a_2^K but with the decrement of a_1^K . This difference is caused by the fact that we adopt the model wave function (10) to do our discussion, whose parameters are determined by the combined effects of a_1^K and a_2^K ; while in Ref.[3], a_1^K and a_2^K are varied independently and then their contributions are changed separately.

Next, we discuss the uncertainties of $F_+^{B \rightarrow K}(q^2)$ caused by the effective quark mass m_b^* by fixing $a_1^K(1\text{GeV}) = 0.05\text{GeV}$ and $a_2^K(1\text{GeV}) = 0.115\text{GeV}$. Under such case, the value of s_0 , the LO and NLO vales of f_B should be determined by using the two-point sum rule with the chiral currents, e.g. to calculate the following two-point correlator:

$$\Pi(q^2) = i \int d^4x e^{iqx} \langle 0 | \bar{q}(x)(1 + \gamma_5)b(x), \bar{b}(0)(1 - \gamma_5)q(0) | 0 \rangle. \quad (21)$$

	LO result			NLO result		
-	s_0	M^2	f_B	s_0	M^2	f_B
$m_b = 4.7$	33.5	2.80	0.165	33.5	2.80	0.219
$m_b = 4.8$	33.2	2.39	0.131	33.2	2.31	0.174
$m_b = 4.9$	32.8	2.16	0.0997	32.8	2.02	0.132

TABLE I: Parameters for f_B , where m_b and f_B are given in GeV , s_0 and M^2 in GeV^2 .

The sum rule for f_B up to NLO can be obtained from Ref.[27] through a proper combination of the scalar and pseudo-scalar results shown there ², which can be schematically written as

$$f_B^2 M_B^2 e^{-M_B^2/M^2} = \int_{m_b^2}^{s_0} \rho^{tot}(s) e^{-s/M^2} ds, \quad (22)$$

where the spectral density $\rho^{tot}(s)$ can be read from Ref.[27]. The Borel parameter M^2 and the continuum threshold s_0 are determined such that the resulting form factor does not depend too much on the precise values of these parameters; in addition, 1) the continuum contribution, that is the part of the dispersive integral from s_0 to ∞ , should not be too large, e.g. less than 30% of the total dispersive integral; 2) the contributions from the dimension-six condensate terms shall not exceed 15% for f_B . Further more, we adopt an extra criteria as suggested in Ref.[3] to derive f_B : i.e. the derivative of the logarithm of Eq.(22) with respect to $1/M^2$ gives the B-meson mass M_B ,

$$M_B^2 = \int_{m_b^2}^{s_0} \rho^{tot}(s) e^{-s/M^2} s ds \Bigg/ \int_{m_b^2}^{s_0} \rho^{tot}(s) e^{-s/M^2} ds,$$

and we require its value to be full-filled with high accuracy $\sim 0.1\%$. These criteria define a set of parameters for each value of m_b^* . Some typical values of f_B are shown in TAB.I, where f_B is taken as the extremum within the reasonable region of (M^2, s_0) and the value of m_b^* is taken as [29]: $m_b^* \simeq (4.8 \pm 0.1) GeV$. The value of f_B decreases with the increment of m_b^* . The NLO result agrees with the first direct measurement of this quantity by Belle experiment $f_B = 229_{-31}^{+36}(\text{stat})_{-37}^{+34}(\text{syst})$ MeV from the measurement of the decay $B^- \rightarrow \tau \bar{\nu}_\tau$ [26].

The value of $F_+^{B \rightarrow K}(q^2)$ for three typical values of m_b^* , i.e. $m_b^* = 4.7 GeV$, $4.8 GeV$ and $4.9 GeV$ respectively, are shown in Fig.(3). $F_+^{B \rightarrow K}(q^2)$ increases with the increment of m_b^* . It

² One needs to change the c -quark mass to the present case of b -quark mass and we take $\langle \frac{\alpha_s}{\pi} G_{\mu\nu}^a G^{a\mu\nu} \rangle = 2 \times (0.33 GeV)^4$ [28] and $\alpha_s \langle q\bar{q} \rangle^2 = 0.162 \times 10^{-3} GeV^6$ [27] to do the numerical calculation.

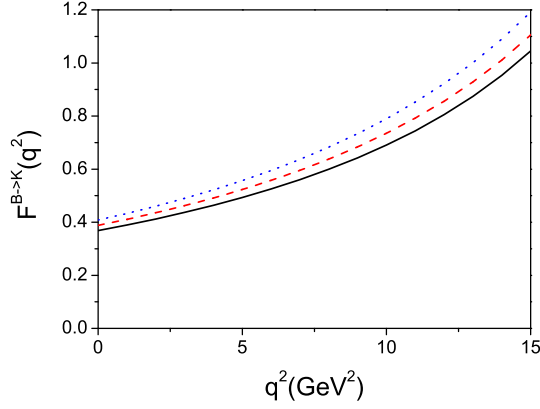


FIG. 3: $F_{+}^{B \rightarrow K}(q^2)$ as a function of q^2 with varying m_b^* . The solid, dashed line and the dash-dot line are for $m_b^* = 4.7\text{GeV}$, 4.8GeV and 4.9GeV respectively, where $a_1^K(1\text{GeV}) = 0.05\text{GeV}$ and $a_2^K(1\text{GeV}) = 0.115\text{GeV}$.

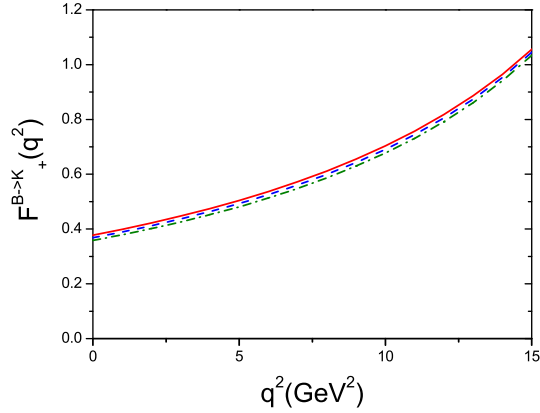


FIG. 4: $F_{+}^{B \rightarrow K}(q^2)$ as a function of q^2 with varying $a_1^K(1\text{GeV})$, where $a_2^K(1\text{GeV}) = 0.115$. The solid line, the dashed line and the dash-dot line are for $a_1^K(1\text{GeV}) = 0.03$, 0.05 and 0.07 respectively.

can be found that the uncertainty of the form factor caused by $m_b^* \in [0.47\text{GeV}, 0.49\text{GeV}]$ is $\sim 5\%$ at $q^2 = 0$ and increases to $\sim 9\%$ at $q^2 = 14\text{GeV}^2$. By taking a more accurate m_b^* , e.g. $m_b^* = (4.80 \pm 0.05)\text{GeV}$ as suggested by Ref.[3], the uncertainties can be reduced to $\sim 3\%$ at $q^2 = 0$ and $\sim 5\%$ at $q^2 = 14\text{GeV}^2$.

Third, we discuss the uncertainties of $F_{+}^{B \rightarrow K}(q^2)$ caused by the twist-2 wave function Ψ_K , i.e. the two Gegenbauer moments $a_1^K(1\text{GeV})$ and $a_2^K(1\text{GeV})$. For such purpose, we

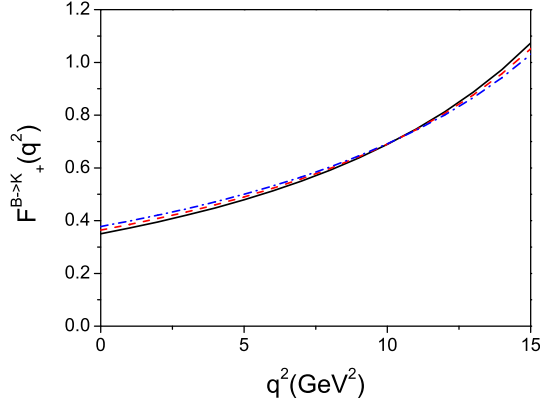


FIG. 5: $F_{+}^{B \rightarrow K}(q^2)$ as a function of q^2 with varying $a_2^K(1\text{GeV})$, where $a_1^K(1\text{GeV}) = 0.05$. The solid line, the dashed line and the dash-dot line are for $a_2^K(1\text{GeV}) = 0.05, 0.10$ and 0.15 respectively.

fix $M^2 = 12\text{GeV}^2$, $s_0 = 33.5\text{GeV}^2$, $m_b^* = 4.7\text{GeV}$. To discuss the uncertainties caused by $a_1^K(1\text{GeV})$, we take $a_2^K(1\text{GeV}) = 0.115$. $F_{+}^{B \rightarrow K}(q^2)$ for three typical $a_1^K(1\text{GeV})$, i.e. $a_1^K(1\text{GeV}) = 0.03, 0.05$ and 0.07 respectively, are shown in Fig.(4). $F_{+}^{B \rightarrow K}(q^2)$ decreases with the increment of a_1^K . It can be found that the uncertainty of form factor caused by $a_1^K(1\text{GeV}) \in [0.03, 0.07]$ is small, i.e. it is about 3% at $q^2 = 0$ and becomes even smaller for larger q^2 . Similarly, to discuss the uncertainties caused by $a_2^K(1\text{GeV})$, we fix $a_1^K(1\text{GeV}) = 0.05$. Since the value of a_2^K is less certain than a_1^K , so we take three typical values of $a_2^K(1\text{GeV})$ with broader separation to calculate $F_{+}^{B \rightarrow K}(q^2)$, i.e. $a_2^K(1\text{GeV}) = 0.05, 0.10$ and 0.15 respectively. The results are shown in Fig.(5). It can be found that the uncertainty of the form factor caused by $a_2^K(1\text{GeV}) \in [0.05, 0.15]$ is also small, i.e. it is about 5% at $q^2 = 0$ and becomes smaller for larger q^2 . $F_{+}^{B \rightarrow K}(q^2)$ increases with the increment of a_2^K in the lower energy region $q^2 < 10\text{GeV}^2$ and decreases with the increment of a_2^K in the higher energy region $q^2 > 10\text{GeV}^2$.

As a summary, a more accurate values for m_b^* , a_1^K and a_2^K shall be helpful to derive a more accurate result for the form factor. Our results favor a smaller a_2^K to compare with the form factor in the literature, e.g. $a_2^K(1\text{GeV}) \leq 0.15$. And under such region, the uncertainties from a_2^K is small, i.e. its uncertainty is less than 5% for $a_2^K(1\text{GeV}) \in [0.05, 0.15]$. It can be found that by varying $a_1^K(1\text{GeV}) \in [0.03, 0.07]$ and $a_2^K(1\text{GeV}) \in [0.05, 0.15]$, the kaonic twist-4 wave functions' contribution is about 6% of the total contribution at $q^2 = 0$. The

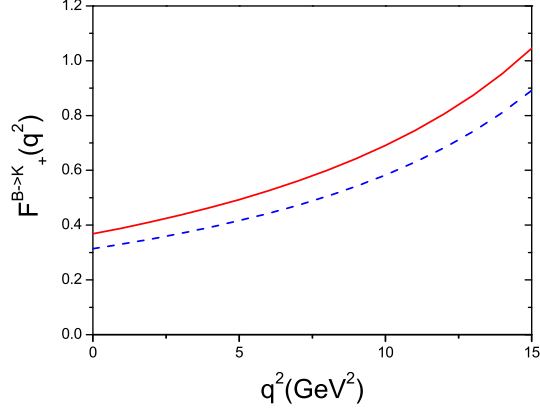


FIG. 6: Comparison of $F_+^{B \rightarrow K}(q^2)$ and $F_+^{B \rightarrow \pi}(q^2)$, where $m_b = 4.7 \text{ GeV}$, $s_0 = 33.5 \text{ GeV}^2$, $f_B^{LO} = 0.165 \text{ GeV}$, $f_B^{NLO} = 0.219 \text{ GeV}$, $a_1^K(1 \text{ GeV}) = 0.05$ and $a_1^{\pi/K}(1 \text{ GeV}) = 0.115$. The solid line and the dashed line are for $F_+^{B \rightarrow K}(q^2)$ and $F_+^{B \rightarrow \pi}(q^2)$ respectively.

uncertainties of a_1^K shows that the $SU_f(3)$ -breaking effect is small but it is comparable to that of the higher twist structures' contribution. So the $SU_f(3)$ breaking effect and the higher twist's contributions should be treated on the equal footing. Using the chiral current in the correlator, as shown in Eq.(4), the theoretical uncertainty can be remarkably reduced. And our present LCSR results are consist with those of Ref.[3] within large energy region $q^2 \in [0, 15 \text{ GeV}^2]$, which is calculated with the correlator (19) and includes one-loop radiative corrections to twist-2 and twist-3 contributions together with the updated twist-3 wave functions. In another words these two approaches are equivalent to each other in some sense, while the chiral current approach is more simpler due to the elimination of the more or less uncertain twist-3 contributions. For higher energy region $q^2 > 15 \text{ GeV}^2$, the LCSR approach is no longer reliable. Therefore the lattice calculations, would be extremely useful to derive a more reliable estimation on the high energy behaviors of the form factors.

C. $SU_f(3)$ breaking effect of the form factor within the LCSR

To have an overall estimation of the $SU_f(3)$ breaking effect, we make a comparison of the $B \rightarrow \pi$ and $B \rightarrow K$ form factors: $F_+^{B \rightarrow \pi}(q^2)$ and $F_+^{B \rightarrow K}(q^2)$. The formulae for $F_+^{B \rightarrow \pi}(q^2)$ can be conveniently obtained from that of $F_+^{B \rightarrow K}(q^2)$ by taking the limit $M_K \rightarrow 0$. And as

a cross check, we have compared our formulae and also the numerical results of $F_+^{B \rightarrow \pi}(q^2)$ with those of Ref.[7], which shows a good agreement under the same parameters. In doing the calculation for $F_+^{B \rightarrow \pi}(q^2)$, we directly use the Gegenbauer expansion for pion twist-2 DA, because different to the kaon case, now the higher Gegenbauer terms' contributions are quite small even in comparison to the twist-4 contributions, e.g. by taking $a_4^\pi(1GeV) = -0.015$ [3], our numerical calculation shows that its absolute contributions to the form factor is less than 0.5% in the whole allowable energy region. We show a comparison of $F_+^{B \rightarrow K}(q^2)$ and $F_+^{B \rightarrow \pi}(q^2)$ in Fig.(6) with the parameters taken to be their center values. For the present purpose, we fix $m_b = 4.7GeV$, $s_0 = 33.5GeV^2$, $f_B^{LO} = 0.165GeV$, $f_B^{NLO} = 0.219GeV$ and $a_1^K(1GeV) = 0.05 \pm 0.02$. By varying $a_2^{\pi/K}(1GeV)$ within the region of $[0.05, 0.15]$, we obtain $F_+^{B \rightarrow \pi}(0) \in [0.300, 0.322]$ and $F_+^{B \rightarrow K}(0) \in [0.340, 0.387]$. Then we obtain $\frac{F_+^{B \rightarrow K}(0)}{F_+^{B \rightarrow \pi}(0)} = 1.16 \pm 0.04$, which favors a small $SU_f(3)$ breaking effect and is consistent with the PQCD estimation 1.13 ± 0.02 [8] and the QCD sum rule estimations, e.g. $[F_+^{B \rightarrow K}(0)/F_+^{B \rightarrow \pi}(0)] \approx 1.16$ [3]³, $1.08_{-0.17}^{+0.19}$ [30] and $1.36_{-0.09}^{+0.12}$ [15] respectively.

D. consistent analysis of the form factor within the large and the intermediate energy regions

Recently, Ref[8] gives a calculation of the $B \rightarrow K$ transition form factor up to $\mathcal{O}(1/m_b^2)$ in the large recoil region within the PQCD approach [8], where the B-meson wave functions Ψ_B and $\bar{\Psi}_B$ that include the three-Fock states' contributions are adopted and the transverse momentum dependence for both the hard scattering part and the non-perturbative wave function, the Sudakov effects and the threshold effects are included to regulate the endpoint singularity and to derive a more reliable PQCD result. Further more, the uncertainties for the PQCD calculation of the $B \rightarrow K$ transition form factor has been carefully studied in Ref.[8]. So we shall adopt the PQCD results of Ref.[8] to do our discussion. Only we need to change the twist-2 kaon wave function Ψ_K used there to the present one as shown in Eq.(10).

We show the LCSR results together with the PQCD results in Fig.(7). In drawing the figure, we take $a_1^K(1GeV) = 0.07$, $a_2^K(1GeV) = 0.05$ and $m_b^* = 4.7GeV$. And the

³ To estimate the ratio $[F_+^{B \rightarrow K}(0)/F_+^{B \rightarrow \pi}(0)]$ from Ref.[3], we take $a_1^K(1GeV) = 0.05 \pm 0.02$.

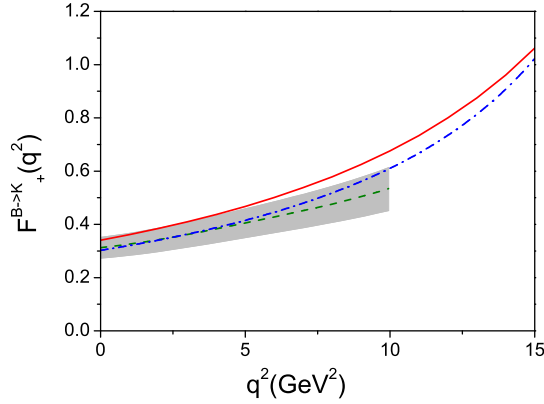


FIG. 7: LCSR and PQCD results for $F_{+}^{B \rightarrow K}(q^2)$. The solid line is for our LCSR result, the dash-dot line is for the LCSR result of Ref.[3] with $a_1^K(1GeV) = 0.07$ and $a_2^K(1GeV) = 0.05$. The shaded band is the PQCD result with $\bar{\Lambda} \in [0.50, 0.55]$ and $\delta \in [0.25, 0.30]$, where the dashed line is for the center values $\bar{\Lambda} = 0.525$ and $\delta = 0.275$, the upper edge of the band is for $\bar{\Lambda} = 0.50$ and $\delta = 0.30$ and the lower edge of the band is for $\bar{\Lambda} = 0.55$ and $\delta = 0.25$.

uncertainties of these parameters cause about $10\% \sim 15\%$ errors for the LCSR calculation. While for the PQCD results, we should also consider the uncertainties from the B-meson wave functions, i.e. the values of the two typical parameters $\bar{\Lambda}$ and δ , and we take $\bar{\Lambda} \in [0.50, 0.55]$ and $\delta \in [0.25, 0.30]$ [8]. It can be found that the PQCD results can match with the LCSR results for small q^2 region, e.g. $q^2 < 10GeV^2$. Then by combining the PQCD results with the LCSR results, we can obtain a consistent analysis of the form factor within the large and the intermediate energy regions. Inversely, if the PQCD approach must be consistent with the LCSR approach, then we can obtain some constraints to the undetermined parameters within both approaches. For example, according to the QCD LCSR calculation, the form factor $F_{+}^{B \rightarrow K}(q^2)$ increases with the increment of b-quark mass, then the value of m_b can not be too large. And if allowing the discrepancy between the LCSR result and the PQCD results to be less than 15% , then m_b should be less than $4.8GeV$ ⁴.

⁴ Another reason to exclude larger m_b is that the value of f_B decreases with the increment of m_b and according to experimental data [26] the value of f_B should not be too small.

V. SUMMARY

In the paper, we have calculated the $B \rightarrow K$ transition form factor by using the chiral current approach under the LCSR framework, where the $SU_f(3)$ breaking effects have been considered and the twist-2 contribution is calculated up to next-to-leading order. The uncertainties of the LCSR approach have been discussed, especially we have found that the second Gegenbauer moment a_2^K prefers asymptotic-like smaller values. Consequently, we obtain $\frac{F_+^{B \rightarrow K}(0)}{F_+^{B \rightarrow \pi}(0)} = 1.16 \pm 0.04$, which favors a small $SU_f(3)$ breaking effect and is consistent with the PQCD and the QCD sum rule estimations. Also, it has been shown that one can do a consistent analysis of the $B \rightarrow K$ transition form factor in the large and intermediate energy regions by combining the QCD LCSR result with the PQCD result. The PQCD approach can be applied to calculate the $B \rightarrow K$ transition form factor in the large recoil regions; while the QCD LCSR can be applied intermediate energy regions. Combining the PQCD results with the QCD LCSR, we can give a reasonable explain for the form factor in the low and intermediate energy regions. Further more, the lattice estimation shall help to understand the form factors' behaviors in even higher momentum transfer regions, e.g. $q^2 > 15 GeV^2$. So, we suggest such a lattice calculation can be helpful. Then by comparing the results of these three approaches, the $B \rightarrow K$ transition form factor can be determined in the whole kinematic regions.

Acknowledgements

This work was supported in part by the Natural Science Foundation of China (NSFC) and by the Grant from Chongqing University. This work was also partly supported by the National Basic Research Programme of China under Grant NO. 2003CB716300. The authors would like to thank Z.H. Li, Z.G. Wang and F.Zuo for helpful discussions on the determination of f_B .

-
- [1] T. Huang and X.G. Wu, Phys.Rev. D**71**, 034018(2005).
 - [2] T. Huang, C.F. Qiao and X.G. Wu, Phys.Rev. D**73**, 074004(2006).
 - [3] P. Ball and R. Zwicky, Phys.Rev. D**71**, 014015(2005); hep-ph/0406232.

- [4] P. Ball, J.High Energy Phys. **9809**, 005(1998).
- [5] A. Khodjamirian, T. Mannel and N. Offen, Phys.Rev. D**75**, 054013(2007).
- [6] T. Huang, Z.H. Li and X.Y. Wu, Phys.Rev. D**63**, 094001(2001).
- [7] Z.G. Wang, M.Z. Zhou and T. Huang, Phys.Rev. D**67**, 094006(2001).
- [8] X.G. Wu, T. Huang and Z.Y. Fang, Eur.Phys.J. C**52**, 561(2007).
- [9] A. Khodjamirian, R. Ruckl, S. Weinzierl and Oleg I. Yakovlev, Phys.Lett. B**410**, 275(1997).
- [10] E. Bagan and P. Ball, Phys.Lett. B**417**, 154(1998).
- [11] X.H. Guo and T. Huang, Phys.Rev. D**43**, 2931(1991).
- [12] S.S. Gershtein and M.Yu. Khlopov, JETP Lett. **23**, 338 (1976); M.Yu. Khlopov, Yad. Fiz. 18, 1134 (1978).
- [13] C.R. Ji, P.L. Chung and S.R. Cotanch, Phys.Rev. D**45**, 4214(1992); H.M. Choi and C.R. Ji, Phys.Rev. D**75**, 034019(2007).
- [14] P. Ball, V.M. Braun and A. Lenz, J.High Energy Phys. **0605**, 004(2006).
- [15] A. Khodjamirian, Th. Mannel and M. Melcher, Phys.Rev. D**70**, 094002(2004).
- [16] P. Ball and M. Boglione, Phys.Rev. D**68**, 094006(2003).
- [17] V.M. Braun *et al.*, Phys.Rev. D**74**, 074501(2006).
- [18] P.A. Boyle *et al.*, Phys.Lett. B**641**, 67(2006); hep-lat/0610025.
- [19] V.M. Braun, *etal.*, QCDSF/UKQCD collaboration, hep-lat/0610055; Phys.Rev. D**74**, 074501(2006).
- [20] Seung-il Nam and Hyun-Chul Kim, Phys.Rev. D**74**, 076005(2006).
- [21] P. Ball and R. Zwicky, Phys.Lett. B**633**, 289(2006).
- [22] V.M. Braun and I.E. Filyanov, Z.Phys. C**48**, 239(1990).
- [23] P. Ball, J.High Energy Phys. **9901**, 010(1999).
- [24] M.Di Pierro and E. Eichten, Phys.Rev. D**64**, 114004(2001).
- [25] V.M. Belyaev, A. Khodjamirian and R. Ruckl, Z.Phys. C**60**, 349(1993).
- [26] K. Ikado *et al.*, Belle Collaboration, Phys.Rev.Lett. **97**, 251802(2006).
- [27] A. Khodjamirian and R. Ruckl, hep-ph/9801443.
- [28] S. Narison, “QCD as a Theory of Hadrons, From Partons to Confinement”, Cambridge University Press, Cambridge (2004); and references therein.
- [29] Pietro Colangelo and Alexander Khodjamirian, hep-ph/0010175.
- [30] A. Khodjamirian, T. Mannel and M. Melcher, Phys.Rev. D**68**, 114007(2003).