

Gate-dependent tunneling-induced level shifts in carbon nanotube quantum dots

J. V. Holm, H. I. Jørgensen, K. Grove-Rasmussen, J. Paaske, K. Flensberg, P. E. Lindelof
Niels Bohr Institute & Nano-Science Center, University of Copenhagen, DK-2100 Copenhagen, Denmark
 (Dated: November 28, 2022)

We have studied electron transport in clean single-walled carbon nanotube quantum dots. Because of the large number of Coulomb blockade diamonds simultaneously showing both shell structure and Kondo effect, we are able to perform a detailed analysis of tunneling renormalization effects. In shells where only one of the two orbitals is coupled strongly enough to facilitate a Kondo resonance, we observe a marked asymmetric gate-dependence of the inelastic cotunneling lines together with a systematic gate dependence of the size (and shape) of the Coulomb diamonds. These effects are all given a simple explanation in terms of second order perturbation theory in the tunnel coupling.

A solid-state quantum dot (QD) is often referred to as an artificial atom[1, 2], and the energy levels of this artificial atom can be measured using bias spectroscopy in the Coulomb blockade regime[3, 4, 5, 6]. In this regime, the couplings to the metallic leads are usually regarded as small perturbations, giving rise to a finite conductance without otherwise affecting the internal structure and energy levels of the QD. Deviations from the perfect shell structure in, for example, carbon nanotubes are usually attributed to imperfections of the single-walled carbon nanotube (SWCNT). Consequences of stronger tunnel coupling to the metallic leads have been studied in the context of broadening of energy levels[7] and Kondo effects [8, 9, 10].

For moderate coupling strengths a certain degree of level-shifts and broadening is expected to arise from the hybridization with the leads. Nevertheless, these effects are difficult to distinguish and therefore rarely discussed in the literature. So far, the only case where such renormalization effects have been shown to have important observable consequences is for QD spin-valve systems, where either non-collinear magnetization gives rise to off-diagonal renormalization of the spin structure on the QD[11] or spin-dependent tunneling gives rise to a gate-dependent exchange-field on the QD [12, 13]. In a similar manner, one might expect a difference in couplings to the two orbitals (or subbands) in the SWCNT to give rise to distinct observable renormalization effects in a SWCNT.

In this Letter, we report on measurements on several SWCNT-devices showing regular four-electron shell structure. The best device shows a total of 60 regular four-electron shells, allowing for a unique quantitative and statistical analysis of renormalization effects. In particular, we study the cases where the four-electron shells exhibit Kondo effect in only one of the diamonds in the quartet, indicating that one of the (almost) degenerate orbitals has a stronger coupling to the leads than the other. Such behavior is seen in 28 four-electron shells. Based on this analysis we find that the relative magnitudes of the tunnel coupling of orbitals one and two determine three distinctly different types of quartets.

A difference in tunnel coupling for the two orbitals gives rise to two features: 1) the inelastic cotunneling

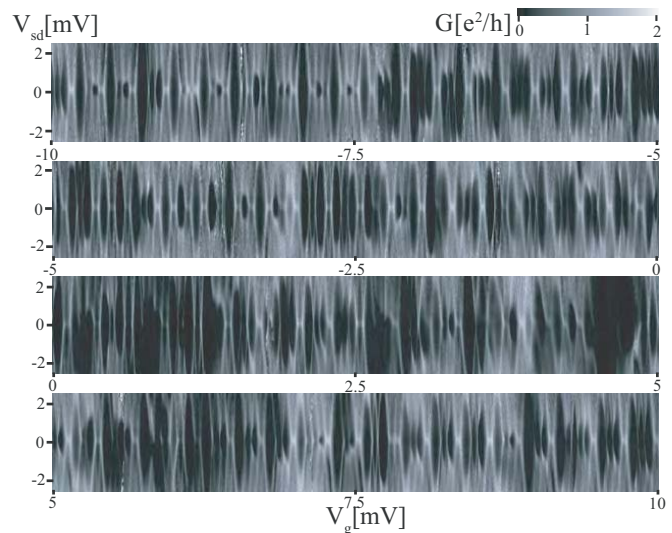


FIG. 1: Bias spectroscopy plot of a SWCNT QD for $-10\text{V} < V_g < 10\text{V}$. Coulomb diamonds are seen for almost every added electron (285), and 88 odd-occupancy Coulomb blockade diamonds exhibit a zero-bias Kondo resonance.

threshold given by the renormalized orbital splitting develops a marked gate dependence, and 2) the addition energies of the individual Coulomb diamonds within a quartet renormalize differently, depending of the relative magnitude of the couplings. Both features can be explained by level-shifts of the many-body states of the QD, calculated to second order in the tunnel coupling.

The devices were made on a highly n-doped $500\mu\text{m}$ thick silicon substrate with a 500nm thick SiO_2 top layer. Chemical vapor deposition (CVD) were used to grow the SWCNT from predefined catalyst particle areas. The SWCNTs were contacted by thermal evaporation of titanium/ aluminum/ titanium ($5\text{nm}/ 40\text{nm}/ 5\text{nm}$) [20]. The electrodes were separated by 300nm and patterned by electron beam lithography. The silicon substrate was used as a back-gate to change the electrostatic potential of the SWCNT QD. The electron transport measurements were carried out in a cryogenic insert system with a base temperature of 300mK . The two-terminal conductance was measured using lock-in techniques with $13\mu\text{V}$

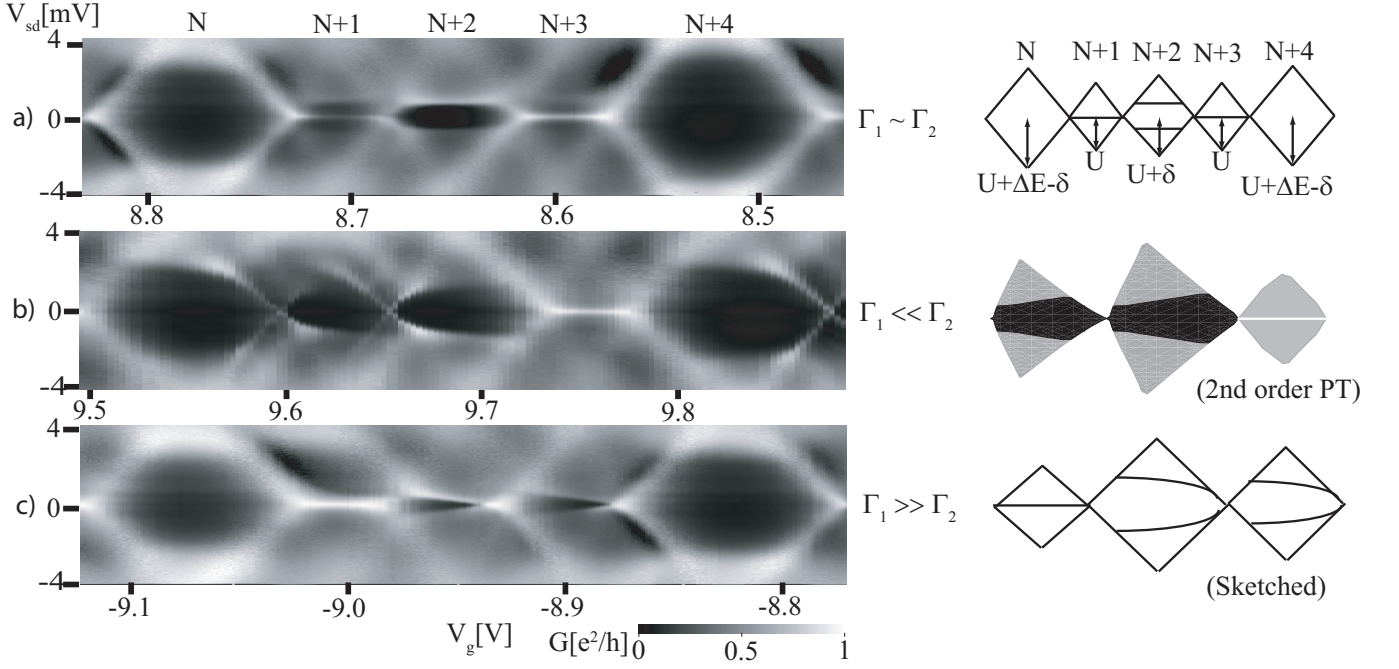


FIG. 2: Differential conductance as a function of bias voltage, V_{sd} , and gate voltage, V_g (left). Schematic of the four-electron shells (right). (a) Four-electron shell filling for $\Gamma_1 \sim \Gamma_2$, with strong enough coupling to facilitate kondo ridges in the N+1 and N+3 diamonds, as shown in the schematic. A total of 17 four-electron shells show this type of behavior across the full gate voltage range. (b) Four-electron shell filling for $\Gamma_1 \ll \Gamma_2$. In the N+1 and N+2 diamonds, the inelastic cotunneling threshold has clearly acquired a gate-dependence. In total there are 21 four-electron shells showing this type of behavior. Here the right panel shows the cotunneling-thresholds and diamond edges as calculated within second order PT (The white Kondo-ridge is drawn by hand). (c) Four-electron shell filling for $\Gamma_1 \gg \Gamma_2$. Gate-dependent cotunneling thresholds are now observed in the N+2 and N+3 diamonds instead. In total there are 7 four-electron shells showing this type of behavior. 15 four-electron shells could not be uniquely categorized.

AC excitation amplitude and a DC bias voltage (V_{sd}) applied to the source, while the drain was grounded through a current amplifier.

Room temperature measurements of the conductance as a function of back gate voltage (V_g) indicate that the SWCNT in the presented device is metallic. In the full gate voltage span, $-10V < V_g < 10V$, four-electron shell-filling is observed at low temperatures. An overview of the regular behavior of the device can be seen in Fig. 1. In total, 60 full four-electron shells are observed across the measured gate voltage range. Disregarding a few gate-switches, we have observed 285 consecutive electron additions. 60 four-electron shells can be identified, the remaining 45 electrons are counted in incomplete shells. We have extracted the Kondo temperatures from 88 equilibrium Kondo resonances from the width of the Kondo peak ($W_{FWHM} \sim 4k_B T_K$) [14]. The Kondo temperatures found by measuring the Kondo peak widths are in good agreement with Kondo temperatures found for selected peaks, when measuring the zero-bias conductance as a function of temperature, and fitting to the universal scaling function [15] (not shown). We observe no systematic gate-dependence of the Kondo temperatures, with an average of $\langle T_K \rangle \approx 1.2K$ and standard deviation 0.5K.

A more detailed bias spectroscopy plot of one of the four-electron shells from Fig. 1 can be seen in Fig. 2 (a). The plot resembles previously reported characteristics of a SWCNT QD in the Kondo regime [8, 9]. In diamonds N+1 and N+3, corresponding to odd electron occupation, spin-1/2 Kondo ridges can be seen as horizontal lines at zero bias voltage. In the N+1, N+2, and N+3 diamonds, the onset of inelastic cotunneling can be seen as practically horizontal lines at $V_{sd} \approx \pm 0.7mV$ [16]. The cotunneling ridge at $V_{sd} \approx +0.7mV$ in the N+2 diamond is significantly Kondo enhanced [10]. Equilibrium and nonequilibrium Kondo features are observed in the full gate voltage span. From the plot we can extract the characteristic energies of the system as indicated in the schematic drawing on the right in Fig. 2 (a) [2, 17]. We obtain a Coulomb energy of $U = 2.9meV$, orbital splitting $\delta = 0.7meV$ and single-particle level spacing $\Delta E = 3.5meV$.

In addition to this well-established four-electron shell behavior, we have observed two distinctly different types of four-electron shells, exemplified by the plots in Figs. 2 (b) and (c). In Fig. 2 (b), there is a Kondo ridge in N+3, but the expected Kondo ridge in the N+1 diamond is absent. In addition, the cotunneling thresh-

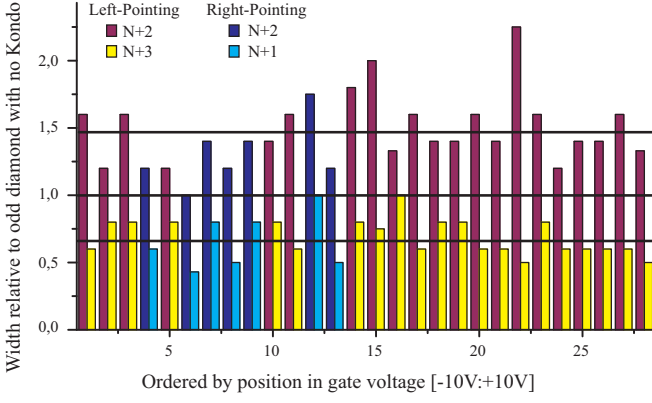


FIG. 3: Relative widths of the diamonds in the 28 non-symmetric four-electron shells. The purple/yellow (blue/cyan) pairs are for the right (left) pointing double arrows. The average widths are shown as black lines.

olds in the N+1, and N+2 diamonds increase from left ($V_{sd} \approx \pm 0.4 \text{ mV}$) to right ($V_{sd} \approx \pm 1.2 \text{ mV}$), showing almost identical gate-dependence. In Fig. 2 (c), the situation is reversed: A zero-bias Kondo ridge now only occurs in the N+1 diamond, and the cotunneling thresholds in the N+2, and N+3 diamonds *decrease* from left ($V_{sd} \approx \pm 0.4 \text{ mV}$) to right ($V_{sd} \approx 0 \text{ mV}$). The electron-hole symmetry (around the middle of the N+2 diamond [6]) which is observed in panel (a) is clearly lifted in panels (b) and (c). Furthermore the main features in panels (b) and (c) are each others mirror image.

As already mentioned, the sample shows a large number of four-electron shells (60). 28 of them show only a single equilibrium Kondo resonance and exhibit gate dependent inelastic cotunneling lines inside the two adjacent Coulomb diamonds. These 28 shell-sequences form a structure resembling a "two headed arrow" which points away from the diamond with the zero-bias Kondo ridge.

Furthermore, there is a clear correlation between the size of the odd-electron diamonds with, and without the zero-bias Kondo ridge, respectively. This is demonstrated in Fig. 3, where the widths of the $N+2$ diamond (purple/blue) and the odd-electron diamond where the Kondo is present (yellow/cyan) are shown relative to the width of the odd-electron diamond where the Kondo is missing. For all 28 quartets of this type, the diamond showing a zero-bias Kondo ridge is narrower than the diamond without the Kondo ridge, independent of whether the double-headed arrow points left or right. Observing this in 28 out of 60 shell-sequences, this behavior cannot be dismissed as a measurement irregularity. We have seen similar gate dependences in several other SWCNT devices with intermediate coupling to the electrodes.

We shall now focus on the quartet mapped out in Fig. 2 (b), showing an "arrow" pointing to the left. The presence and absence of a zero-bias Kondo-ridge in the

N+3, and N+1 diamonds, respectively, already indicates that the two orbitals must have different tunnel couplings, since the Kondo temperatures must be respectively larger than or smaller than the base temperature (300 mK). The Kondo temperatures are given by $T_K^{(i)} \sim \sqrt{4\Gamma_i U} \exp(-\pi U/(8\Gamma_i))$ [18], in terms of the individual tunnel-broadenings, $\Gamma_i = \pi \nu_F \sum_{\alpha=s,d} |t_{i,\alpha}|^2$, determined by the density of states in the source, and drain electrodes, ν_F , and their respective tunnel couplings to the dot, $t_{i,\alpha}$. The lack of particle-hole symmetry in this quartet is thus consistent with the orbital symmetry being lifted by a difference between Γ_1 and Γ_2 . The Γ_i are generally difficult to extract, but by fitting the even valley part of the Coulomb peaks of Fig. 2 (b) to a Lorentzian (cf. Ref. 19), we estimate that $\Gamma_1 \approx 0.08 \text{ meV}$ and $\Gamma_2 \approx 0.46 \text{ meV}$. This yields $T_K^{(1)} \sim 7 \mu\text{K}$ and $T_K^{(2)} \sim 2 \text{ K}$, consistent with the observation of a Kondo ridge only in the N+3 diamond at $T \sim 300 \text{ mK}$.

The finite-bias cotunneling lines inside the N+1 and N+2 diamonds of Fig. 2 (b) can be ascribed to an inelastic cotunneling processes in which an electron traversing the dot from source to drain has enough energy to excite a single electron from orbital one to orbital two. The individual many-body states of the dot electrons are renormalized by virtual charge-fluctuations, and, as we shall argue below, these tunneling-induced level shifts can indeed give rise to a gate-dependent cotunneling threshold.

Within a single four-electron shell, the many-body states of the dot electrons can be enumerated by the number of electrons occupying the two highest lying single-particle orbitals. In terms of bare level-position, ε_d , intra-dot Coulomb repulsion, U , and orbital splitting, δ , the corresponding energies are given by $E_{i,j} = (i+j)\varepsilon_d + j\delta + (i+j)(i+j-1)U/2$, where $i(j)$ denotes the number of electrons in orbital 1(2). The level shifts, $\delta E_{i,j} = \tilde{E}_{i,j} - E_{i,j}$, are determined, within second order perturbation theory (PT) in the tunnel coupling, by considering all possible fluctuations experienced by a given charge configuration. For example, the charge state $|1,0\rangle$ connects to $|0,0\rangle$ and to $|2,0\rangle$ and $|1,1\rangle$, respectively, by virtual tunneling *out*, and *in* of an electron. This leads to

$$\delta E_{1,0} = \sum_{\alpha=s,d} \int_{-D}^D \frac{d\omega}{\pi} \text{Re} \left[\frac{\Gamma_{1\alpha}(1-f(\omega-\mu_\alpha))}{E_{1,0} - (E_{0,0} + \omega) + i\Gamma} \right. \quad (1) \\ \left. + \frac{\Gamma_{1\alpha}f(\omega-\mu_\alpha)}{E_{1,0} + \omega - E_{2,0} + i\Gamma} + \frac{2\Gamma_{2\alpha}f(\omega-\mu_\alpha)}{E_{1,0} + \omega - E_{1,1} + i\Gamma} \right],$$

where $2D$ is the conduction-electron band-width, $\Gamma \sim \Gamma_1 + \Gamma_2$, $f(\omega)$ is the Fermi-Dirac function, and $\mu_{s,d}$ the chemical potentials of the source, and drain electrodes. Notice that the last process has multiplicity two from spin, and that only this process has the amplitude Γ_2 . The excited state is renormalized correspondingly and $\tilde{E}_{0,1}$ is given by Eq. 1 with all orbital indices reversed,

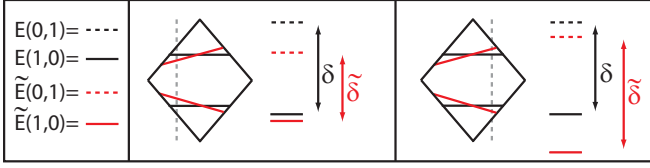


FIG. 4: Schematic drawing illustrating the difference in renormalization of $\tilde{E}_{1,0}$ (red solid lines) and $\tilde{E}_{0,1}$ (red dashed lines), at opposite ends of the $N + 1$ -diamond. Assuming $\Gamma_1 \ll \Gamma_2$, the (0,1)-level is strongly perturbed by virtual emptying (left), whereas the (1,0)-level is most strongly perturbed by virtual double-occupancy (right).

i.e. $E_{i,j} \rightarrow E_{j,i}$ and $\Gamma_{1\alpha} \leftrightarrow \Gamma_{2\alpha}$. This means that for gate-voltages close to the 0/1, or 1/2, charge-degeneracy point, respectively, it is the first, or the two last terms in Eq. 1 which dominate the renormalization, with small energy denominators. When $\Gamma_1 \ll \Gamma_2$, the $E_{0,1}$ energy level (orbital 2) will have a large shift at the left corner of the diamond (0/1) and the $E_{1,0}$ energy level (orbital 1) will have a large shift at the right corner (1/2), as illustrated in Fig. 4. This means that the cotunneling threshold increases from left to right when $\Gamma_1 \ll \Gamma_2$, and decreases from left to right when $\Gamma_1 \gg \Gamma_2$. To be more precise, the inelastic cotunneling threshold inside the $N+1$ diamond is determined as the energy, $\tilde{\delta}$, solving the equation $\tilde{\delta} = \tilde{E}_{1,0} - \tilde{E}_{0,1}$, with $\mu_{s/d} = \pm \tilde{\delta}/2e$ in the expressions for the $\tilde{E}_{i,j}$. The solution, with parameters found above [21], is plotted in the right panel of Fig. 2 (b), with a reasonable resemblance to the gate-dependence observed in the left panel. Expanding near the middle of the $N + 1$ diamond, we find that $d\tilde{\delta}/d\varepsilon_d \approx -4(\Gamma_2 - \Gamma_1)/(\pi U)$, for $\varepsilon_d = -U/2$. Thus if $\Gamma_2 > \Gamma_1$ the cotunneling threshold clearly increases with gate voltage ($eV_g \propto -\varepsilon_d$), i.e. in the direction towards the stronger coupled $N + 3$ diamond, as we observe.

Calculating all the relevant level-shifts, one can also determine the renormalized gate voltage width, $\Delta V_g(n)$, of the $N + n$ diamond. We find that $\Delta V_g(1) \approx U - (2\Gamma_1/\pi) \ln(U/\Gamma)$, $\Delta V_g(2) \approx U + \delta$ and $\Delta V_g(3) \approx U - (2\Gamma_2/\pi) \ln(U/\Gamma)$, strictly valid only in the regime where $\delta \ll \Gamma \ll U$. A finite δ will imply more logarithmic corrections, but the main trend remains the same: a large $N + 2$ diamond and a small $N + 3$ diamond, as compared to the $N + 1$ diamond ($\Gamma_1 \ll \Gamma_2$) in agreement with the statistics presented in Fig. 3.

Finally, we have calculated the renormalized Coulomb diamond boundaries, using the 2nd order level-shifts. For the found parameters, this gives rise to the diamond boundaries seen in right panel of Fig. 2 (b). The details of this figure are not entirely reliable, and more work is needed in order to proceed beyond 2nd order PT and to incorporate the nonequilibrium mixing of ground, and excited states within each diamond. Nevertheless, this simple analysis indicates that tunneling-induced level shifts

may give rise to skewed (i.e. non-parallel edges), rather than merely shifted and rescaled Coulomb diamonds, which is in fact seen in several of our experimental quartets, e.g. Fig. 2 (c).

In conclusion, we have fabricated gated SWCNT devices with intermediate transparency contacts. Transport measurements have revealed three distinct types of four-electron shells, two of which show a marked gate-dependence of the inelastic cotunneling ridges, together with a systematic pattern for the individual diamond-widths within a shell. Calculating second order level shifts for the many-body states on the QD, we have explained all of these observation in terms of a difference in tunnel coupling to the two orbitals in the SWCNT.

We acknowledge support from EU projects ULTRA-1D, SECOQC, CARDEQ, and the Danish Research Council.

-
- [1] L. P. Kouwenhoven, T. H. Oosterkamp, M. W. S. Danoestasro, M. Eto, D. G. Austing, T. Honda and S. Tarucha, *Science* **278**, 1788 (1997).
 - [2] L. P. Kouwenhoven, D. G. Austing and S. Tarucha, *Rep. Prog. Phys.* **64**, 701 (2001)
 - [3] S. Tans, M. H. Devoret, H. Dai, A. Thess, R. E. Smalley, L. J. Geerlings, and C. Dekker, *Nature (London)* **386**, 474 (1997)
 - [4] M. Bockrath, D. H. Cobden, P. L. McEuen, N. G. Chopra, A. Zettl, A. Thess, and R. E. Smalley, *Science* **275**, 1922 (1997)
 - [5] D. H. Cobden and J. Nygård, *Phys. Rev. Lett.* **89**, 046803 (2002)
 - [6] P. J. Herrero, S. Sapmaz, C. Dekker, L. P. Kouwenhoven, and H. S. van der Zandt, *Nature (London)* **429**, 389 (2004)
 - [7] W. Liang, M. Bockrath, and H. Park, *Phys. Rev. Lett.* **88**, 126801 (2002).
 - [8] J. Nygård, D. H. Cobden and P. E. Lindelof, *Nature (London)* **408**, 342 (2000)
 - [9] B. Babic, T. Kontos and C. Schönenberger, *Phys. Rev. B* **70**, 235419 (2004)
 - [10] J. Paaske, A. Rosch, P. Wölfe, N. Mason, C. M. Marcus, and J. Nygård, *Nature Physics* **2**, 460 (2006)
 - [11] S. Braig and P. W. Brouwer, *Phys. Rev. B* **71**, 195324 (2005).
 - [12] J. Martinek, M. Sindel, L. Borda, J. Barnas, R. Bulla, J. König, G. Schön, S. Maekawa and J. von Delft *Phys. Rev. B* **72**, 121302(R) (2005).
 - [13] J. R. Hauptmann, J. Paaske, P. E. Lindelof, *arXiv:0711.0320*.
 - [14] T. Micklitz, A. Altland, T. A. Costi, and A. Rosch *Phys. Rev. Lett.* **96**, 226601 (2006).
 - [15] T. A. Costi, A. C. Hewson and V. Zlatic, *J. Phys. Cond. Matter*, **6**, 2519 (1994)
 - [16] S. De Franceschi, S. Sasaki, J. M. Elzerman, W. G. van der Wiel, S. Tarucha and L. P. Kouwenhoven, *Phys. Rev. Lett* **86**, 878 (2001)
 - [17] Y. Oreg, K. Byczuk, and B. I. Halperin *Phys. Rev. Lett.* **85**, 365 (2000).

- [18] Hewson, A. C. The Kondo Problem to Heavy Fermions. Cambridge University Press, 1993.
- [19] H. I. Jørgensen, T. Novotny, K. Grove-Rasmussen, K. Flensberg and P. E. Lindelof, Nano Letters, **7**, 2441 (2007)- supplement.
Etilde
- [20] The sample was cooled to 30mK, but due to a thin oxide layer forming between the titanium and aluminum during evaporation, no superconducting gap has been observed.
- [21] As a rough estimate we use δ and U found from Fig. 2 (a)