

Occurrence of Metal-free Galaxies in the Early Universe

Jarrett L. Johnson^{1*}, Thomas H. Greif^{2,3}, and Volker Bromm¹

¹*Department of Astronomy, University of Texas, Austin, TX 78712, USA*

²*Institut für Theoretische Astrophysik, Universität Heidelberg, Albert-Weber-Strasse 2, 69120 Heidelberg, Germany*

³*Fellow of the International Max Planck Research School for Astronomy and Cosmic Physics at the University of Heidelberg*

17 February 2019

ABSTRACT

The character of the first galaxies at redshifts $z \gtrsim 10$ strongly depends on their level of pre-enrichment, which is in turn determined by the rate of primordial star formation prior to their assembly. In order for the first galaxies to remain metal-free, star formation in minihaloes must be highly suppressed, most likely by H_2 -dissociating Lyman-Werner (LW) radiation. We show that the build-up of such a strong LW background is hindered by two effects. Firstly, the level of the LW background is self-regulated, being produced by the Population III (Pop III) star formation which it, in turn, suppresses. Secondly, the high opacity to LW photons which is built up in the relic H II regions left by the first stars acts to diminish the global LW background. Accounting for a self-regulated LW background, we estimate a lower limit for the rate of Pop III star formation in minihaloes at $z \gtrsim 15$. Further, we simulate the formation of a ‘first galaxy’ with virial temperature $T_{\text{vir}} \gtrsim 10^4$ K and total mass $\gtrsim 10^8 M_{\odot}$ at $z \gtrsim 10$, and find that complete suppression of previous Pop III star formation is unlikely, with stars of $\gtrsim 100 M_{\odot}$ (Pop III.1) and $\gtrsim 10 M_{\odot}$ (Pop III.2) likely forming. Finally, we discuss the implications of these results for the nature of the first galaxies, which may be observed by future missions such as the *James Webb Space Telescope*.

Key words: cosmology: theory – early Universe – galaxies: formation – molecular processes – stars: supernovae.

1 INTRODUCTION

How did the first galaxies in the Universe form? In the hierarchical picture of structure formation, the first galaxies, with masses of $\gtrsim 10^8 M_{\odot}$, were built up from the mergers of smaller dark matter (DM) minihaloes, with virial temperatures $\lesssim 10^4$ K, in which the first Pop III star formation may have occurred (e.g. Bromm et al. 1999, 2002; Abel et al. 2002). The feedback effects from the first stars forming in minihaloes, likely having masses of the order of $100 M_{\odot}$ (e.g. Tan & McKee 2004; Yoshida et al. 2006), may thus have established the properties of the gas from which the first galaxies formed (see e.g. Ciardi & Ferrara 2005). During their brief lives of ~ 3 Myr, very massive Pop III stars emit copious UV radiation which can ionize the primordial gas and destroy H_2 molecules (e.g. Schaerer 2002), and upon their deaths they may explode as powerful supernovae, expelling the first heavy elements into their surroundings (Mori et al. 2002; Bromm et al. 2003; Kitayama et al. 2005; Greif et al. 2007).

The nature of the first galaxies may largely be determined by the metallicity of the gas from which they form, as the character of star formation is predicted to transition from a massive Pop III initial mass function (IMF) to a low-mass dominated IMF when the primordial gas has been enriched to a critical metallicity Z_{crit} (e.g. Bromm et al. 2001; Schneider et al. 2003; Santoro & Shull 2006; Frebel et al. 2007; but see Jappsen et al. 2007). In turn, the metallicity of the gas from which these systems form is dependent on the amount of Pop III star formation that takes place in the minihaloes from which they form. While the supernova explosions of Pop III stars formed during the assembly of the first galaxies could drive the metallicity of these systems to super-critical levels (see e.g. Greif et al. 2007; Karlsson et al. 2007), Pop III star formation in minihaloes could, in principle, be largely suppressed due to radiative feedback effects (e.g. Haiman et al. 2000; Mackey et al. 2003).

Much recent work has been devoted to studying the effects of both ionizing and molecule-dissociating, Lyman-Werner (LW), radiation emitted from local star forming regions on Pop III star formation in minihaloes (Glover & Brand 2001; Shapiro et al. 2004; Alvarez et al. 2006; Abel et al. 2006; Susa & Umemura 2006; Ahn & Shapiro 2007;

* E-mail: jljohnson@astro.as.utexas.edu

Yoshida et al. 2007; Johnson et al. 2007; Whalen et al. 2007), with results generally suggesting that local intermittent LW feedback does little to delay star formation, while ionizing radiation only delays star formation in minihaloes with relatively low density gas that may not efficiently form stars even in the absence of radiative effects (e.g. Ahn & Shapiro 2007; Whalen et al. 2007). Thus, it appears likely that intermittent local radiative feedback effects may not be decisive in suppressing the formation of Pop III stars in the assembly of the first galaxies (see also Wise & Abel 2007a).

The properties of the first galaxies are, however, more likely related to the global LW background, as it has been shown that a strong, persistent LW background can suppress star formation in the minihaloes which eventually are merged to form the first galaxies (e.g. Dekel & Rees 1987; Haiman et al. 1997; Bromm & Larson 2004). If star formation in these small systems can be suppressed effectively by the LW background, the first protogalaxies are much more likely to be kept metal-free. However, if star formation is not easily suppressed in minihaloes, either because the LW background is weak or if star formation can continue unimpeded despite strong LW feedback, then the first galaxies will likely form from already metal-enriched gas. Many studies have sought to estimate the global LW background during the epoch of the first stars (Haiman et al. 1997, 2000; Yoshida et al. 2003; Wise & Abel 2005; Greif & Bromm 2006). Additionally, the impact of a constant LW background on Pop III star formation has been investigated, suggesting that, while global LW feedback does not completely suppress star formation in minihaloes, it can delay such star formation (Machacek et al. 2001; Mesinger et al. 2006; O’Shea & Norman 2007; Wise & Abel 2007b).

In this paper, we investigate the impact of the build-up of a LW background on star formation in systems which later evolve into the first galaxies at redshift $z \gtrsim 10$. In Section 2, we develop analytical models which self-consistently couple the evolution of the LW background to that of the Pop III star formation rate (SFR) at $z \gtrsim 15$. We describe our implementation of the LW background in cosmological simulations in Section 3. We report the outcome of simulations designed to test the hypothesis of a self-regulated LW background in Section 4, while in Section 5, we simulate the assembly of the first galaxy under the influence of such a self-regulated LW background. Finally, in Section 6 we discuss the implications of our findings for the galaxy formation process, and we conclude in Section 7.

2 THE LYMAN-WERNER BACKGROUND

The LW background radiation field is produced by sources, either stars or miniquasars, at cosmological distances, beginning with the formation of the first stars at the end of the cosmic dark ages. This radiation field acts to delay star formation by dissociating H_2 molecules, which are the primary coolants allowing primordial gas to collapse and form stars in minihaloes. Thus, to fully address both the production of the LW background radiation and the Pop III star formation which is sensitively coupled to it would require a cosmological simulation resolving the collapse of gas into minihaloes over enormous volumes of the Universe. As carrying out simulations over such large cosmological scales,

while resolving the collapse of gas in minihaloes, is still prohibitively expensive, we revert to simple analytical estimates for the self-consistent build-up of the LW background which draw on the results of detailed numerical simulations of Pop III star formation and radiative feedback. The simple self-consistent analytical model that we develop in this Section may serve as a first order approximation to a more detailed self-consistent model for the build-up of the LW background and of the Pop III star formation rate in minihaloes at redshifts $z \gtrsim 15$.

2.1 The Critical LW Flux

We first estimate the LW flux required to significantly delay the formation of Pop III stars in minihaloes. We note that for a typical case, following the extensive results of detailed simulations of Pop III star formation (see e.g. Bromm et al. 2002; Yoshida et al. 2003), the primordial gas first collapses adiabatically into a minihalo until it reaches a temperature $T \sim 1000$ K and density $n \sim 1 \text{ cm}^{-3}$. As the evolution of the gas is adiabatic up to this point, the cooling properties of the gas play a role in its evolution only at higher densities. In particular, for the gas to continue collapsing on the way to forming a Pop III star, in accordance with the results of detailed simulations, a sufficient fraction of the coolant H_2 is required (Tegmark et al. 1997). In the presence of a LW radiation field, however, H_2 may be destroyed at a rate higher than it can be produced, effectively delaying the collapse of the gas.

We may estimate the flux of the radiation field required to achieve this delay by comparing the formation time of H_2 molecules, at this temperature and density, to the dissociation time of H_2 molecules as determined by the LW flux. For the dissociation time, we have (Abel et al. 1997)

$$t_{\text{diss}} \sim 3 \times 10^4 J_{\text{LW}}^{-1} \text{ yr}, \quad (1)$$

where J_{LW} is in units of $10^{-21} \text{ erg s}^{-1} \text{ cm}^{-2} \text{ Hz}^{-1} \text{ sr}^{-1}$. Equating to the formation time found in our simulations, $t_{\text{form}} \sim 8 \times 10^5 \text{ yr}$, yields $t_{\text{diss}} = t_{\text{form}}$ when the LW flux is $J_{\text{LW,crit}} \sim 0.04$, which we define as the critical flux necessary to significantly delay Pop III star formation in minihaloes, roughly consistent with numerous simulation results (see Machacek et al. 2001; Yoshida et al. 2003; Mesinger et al. 2006; O’Shea & Norman 2007; Wise & Abel 2007b).

2.2 The Maximum Background Flux

As a first step in developing our estimate of a self-consistent Pop III star formation rate and LW background flux, we calculate the maximum value for J_{LW} , as a function of redshift z , that we expect to be produced by Pop III stars forming in minihaloes at $z \gtrsim 15$. We use the Sheth-Tormen formalism (see Sheth et al. 2001), with the cosmological parameters derived from the *Wilkinson Microwave Anisotropy Probe* (WMAP) third year data (Spergel et al. 2007), to find the mass fraction collapsed in minihaloes at these high redshifts. In comparison, the collapsed fraction in more massive haloes is very small, allowing us to neglect star formation that may be taking place in systems with virial temperatures $T_{\text{vir}} \gtrsim 10^4$ K. Most studies of primordial star formation in minihaloes find that single stars with masses of the order

of $100 M_{\odot}$ form in these systems (Abel et al. 2002; Bromm & Loeb 2004; Yoshida et al. 2006; Gao et al. 2007). To estimate the maximum star formation rate we assume that each minihalo with a virial temperature $T_{\text{vir}} \gtrsim 10^3$ K (see Yoshida et al. 2003) hosts a $100 M_{\odot}$ Pop III star which lives for $t_* = 3$ Myr (e.g. Schaerer 2003). The maximum comoving star formation rate of Pop III stars in minihaloes can then be estimated to be

$$\text{SFR}_{\text{III,max}} \sim 10^{-3} \left(\frac{f_*}{10^{-3}} \right) \left(\frac{|dF/dz|}{2 \times 10^{-3}} \right) \times \left(\frac{1+z}{16} \right)^{\frac{5}{2}} M_{\odot} \text{yr}^{-1} \text{Mpc}^{-3}, \quad (2)$$

where f_* is the fraction of collapsed baryons converted into Pop III stars, and $|dF/dz|$ is the change in the collapse fraction in minihaloes with redshift derived from the Sheth-Tormen formalism. In turn, to estimate the LW background flux, it is convenient to compute a physical (proper) number density of Pop III stars in minihaloes as a function of redshift z , which we find to be

$$n_{\text{III,max}} \sim 6 \times 10^4 \left(\frac{f_*}{10^{-3}} \right) \left(\frac{|dF/dz|}{2 \times 10^{-3}} \right) \left(\frac{1+z}{16} \right)^{\frac{1}{2}} \text{Mpc}^{-3}, \quad (3)$$

assuming a constant Pop III mass of $100 M_{\odot}$.

To calculate the LW background generated when every minihalo hosts Pop III star formation, we next compute the maximum physical distance traveled by a LW photons before being absorbed by a Lyman series transition in atomic hydrogen, which will be abundant at these epochs, when the Universe has not yet been substantially reionized (e.g. Haiman et al. 1997; Mackey et al. 2003). This distance corresponds to that of light traveling for a time needed to redshift the $\text{Ly}\beta$ line of neutral hydrogen, at 12.1 eV, to the low-energy end of the LW band at 11.2 eV. At this point essentially all LW photons, with energies between 11.2 and 13.6 eV, will have been absorbed by neutral hydrogen. The distance to the LW horizon is thus

$$r_{\text{max}} \sim 10 \left(\frac{1+z}{16} \right)^{-\frac{3}{2}} \text{Mpc}, \quad (4)$$

again given in physical units. Using the number density of Pop III stars in equation (3), we integrate the flux from all the stars within a sphere of radius r_{max} , obtaining the following estimate for the maximum background LW flux:

$$J_{\text{LW,max}} \sim 2 \left(\frac{f_*}{10^{-3}} \right) \left(\frac{|dF/dz|}{2 \times 10^{-3}} \right) \left(\frac{1+z}{16} \right)^4. \quad (5)$$

Following Johnson et al. (2007), we here assume that the LW photons are emitted with a blackbody spectrum at 10^5 K from a $100 M_{\odot}$ Pop III star, as modeled by Bromm et al. (2001). In Fig. 1, we show the redshift evolution of $J_{\text{LW,max}}$, along with the corresponding $\text{SFR}_{\text{III,max}}$, for the case of $f_* = 10^{-3}$.

We note that this idealized approach somewhat overestimates the LW background from $100 M_{\odot}$ primordial stars, as many of the LW photons will be absorbed over shorter distances by the higher order Lyman series transitions corresponding to higher LW photon energies (e.g. Haiman et al. 2000). Nevertheless, we expect that the above calculation gives a useful estimate for the maximum J_{LW} generated by Pop III star formation in minihaloes.

2.3 Self-consistent Models of the LW background

In our calculation of the maximum LW background, we assumed that the Pop III SFR was independent of the level of the LW background generated. However, as shown in Fig. 1, the value of $J_{\text{LW,max}}$ can exceed that necessary to significantly delay star formation (e.g. Machacek 2001; Mesinger 2006; O'Shea & Norman 2007; Wise & Abel 2007b). Therefore, the model presented in Section 2.2 is inconsistent in that the SFR required to produce the maximum LW background cannot be maintained under such a strong background. Therefore, we now modify our model to more accurately couple the SFR to the LW background.

2.3.1 Self-regulation

The sources that produce the LW flux at redshifts $z \gtrsim 15$ may be stars or miniquasars, in principle. However, the accretion onto massive black holes resulting from the collapse of Pop III stars is not efficient in general (Johnson & Bromm 2007; Pelupessy et al. 2007), and the first miniquasars were likely not the dominant source of LW radiation in the early Universe. Also, at these redshifts $\gtrsim 90$ percent of the collapsed mass is in minihaloes which, if they host star formation, are expected to host single massive Pop III stars (Abel et al. 2002; Yoshida et al. 2006; Gao et al. 2007). Therefore, while there may be rare haloes massive enough to enable atomic hydrogen line-cooling (e.g. Oh & Haiman 2002) that host star formation at $z \gtrsim 15$, the vast majority of stars is still forming in minihaloes at this time, thus producing the dominant portion of the LW background at these redshifts.

With this assumption, the production of the LW background becomes a purely self-regulated process: any increase in the star formation rate will translate into an increase in the LW background, which will in turn suppress the star formation rate, and vice versa. While a prohibitively expensive simulation would be required to self-consistently track the build-up of the LW background in this way (but see Yoshida et al. 2003), we suggest that a self-consistent flux would be similar to the value that we found for the critical LW flux, $J_{\text{LW,crit}}$. As explained in Section 2.1, a LW flux much below this value will not efficiently delay the formation of molecules in minihaloes and so will only slightly suppress the star formation rate; in turn, a LW flux much above this value will delay the star formation rate substantially (see e.g. O'Shea & Norman 2007; Wise & Abel 2007b).

The star formation rate expected under the assumption that the LW background must not exceed $J_{\text{LW,crit}}$ can be derived from the Sheth-Tormen formalism. We follow our treatment for the maximum LW flux from Pop III star formation in minihaloes (Section 2.2), now requiring that $J_{\text{LW,crit}} = 0.04$ is not exceeded, as shown in Fig. 1. We then find the fraction f_{crit} of minihaloes that must form stars in order to produce this self-regulated LW flux from the simple relation

$$f_{\text{crit}}(z) \sim \frac{J_{\text{LW,crit}}(z)}{J_{\text{LW,max}}(z)}. \quad (6)$$

Assuming that Pop III stars form in minihaloes, if not prevented from doing so by negative feedback, as single, massive stars (e.g. O'Shea & Norman 2007; Wise & Abel 2007b), it is the number of minihaloes at a given redshift which

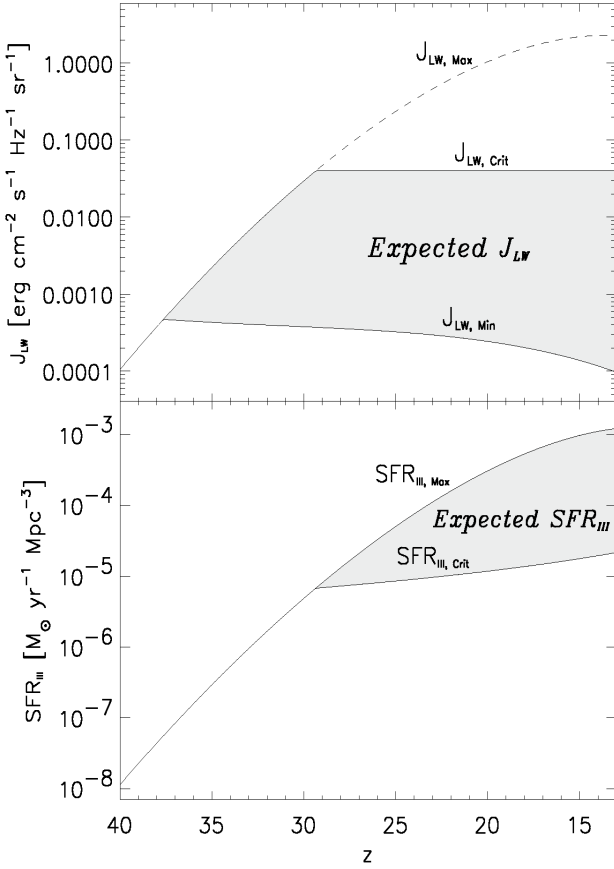


Figure 1. The LW background fluxes (*top panel*) and the corresponding Pop III star formation rates (*bottom panel*) for the three cases discussed here. The maximum possible LW background, $J_{\text{LW,max}}$, is generated for the case that every minihalo with a virial temperature $\geq 10^3$ K hosts a Pop III star, without the LW background in turn diminishing the SFR. The self-regulated model considers the coupling between the star formation rate, $\text{SFR}_{\text{LW,crit}}$, and the LW background built-up by it, $J_{\text{LW,crit}}$. The minimum value for the LW background, $J_{\text{LW,min}}$, is produced for the case of a high opacity through the relic H II regions left by the first stars. The expected ranges for the LW background J_{LW} and for the Pop III star formation rate SFR_{III} are shown as the shaded regions.

determines the SFR. We thus infer that this critical rate, $\text{SFR}_{\text{III,crit}}$, is suppressed, at most, by a fraction f_{crit} compared to the maximum possible Pop III rate in minihaloes, $\text{SFR}_{\text{III,max}}$, as shown in Fig. 1. Because our value for $J_{\text{LW,max}}$ is an upper limit (see Section 2.2), the corresponding suppression factor, f_{crit} , is a lower limit.

The calculation presented here gives a simple estimate of the Pop III SFR at $z \gtrsim 15$, accounting for the coupling of the SFR to the LW background generated by Pop III stars. In Section 4, we report on a simulation carried out to test the validity of this model as a first approximation to a more detailed self-consistent model of the Pop III star formation rate history.

2.3.2 Shielding from Relic H II Regions

While massive Pop III stars formed in minihaloes create large H II regions, with (proper) radii of a few kpc (Alvarez et al. 2006; Abel et al. 2006), these stars live for only $\lesssim 3$ Myr, at which point the relic H II regions that are left behind begin to cool and recombine. The conditions in such relic H II regions are conducive for the rapid formation of H_2 and HD molecules (Nagakura & Omukai 2005; O’Shea et al. 2005; Johnson & Bromm 2006; Yoshida et al. 2007). Johnson et al. (2007) showed that the resulting opacity to LW photons, τ_{LW} , can be significant, exceeding unity across just a single relic H II region. Furthermore, these authors found that the high H_2 fractions formed in these regions generally remain high, as molecules quickly reform in between the intermittent episodes of exposure to LW radiation produced by nearby, short-lived Pop III stars. However, Johnson & Bromm (2007) do find that H_2 molecules may be efficiently dissociated by a LW background with $J_{\text{LW}} \gtrsim 10^{-3}$.

To evaluate the effect of the opacity through relic H II regions on the build-up of the LW background, we now repeat the calculation in Section 2.2, this time including a factor f_{shield} accounting for the self-shielding of H_2 from Draine & Bertoldi (1996):

$$f_{\text{shield}} \sim \min[1, (N_{\text{H}_2}/10^{14} \text{ cm}^{-2})^{-3/4}], \quad (7)$$

where N_{H_2} is the column density of H_2 , averaged over the cosmological distances which LW photons can traverse. Johnson & Bromm (2007) found that the high residual free electron fraction in relic H II regions can persist for of the order of 500 Myr, in turn driving the vigorous production of H_2 molecules. These regions are thus expected to maintain a high H_2 fraction for over a Hubble time, and their abundance is therefore assumed to be proportional to the collapsed fraction and only increases with time. The volume-filling fraction of relic H II regions f_{HII} then is

$$f_{\text{HII}} \sim \frac{4\pi}{3} \left[4\text{kpc} \left(\frac{1+z}{20} \right)^{-1} \right]^3 n_{\text{HII}}, \quad (8)$$

where we have assumed that each Pop III star leaves behind a relic H II region with a radius of ~ 4 kpc $[(1+z)/20]^{-1}$ in which the recombination time is longer than the lifetime of the star (see Abel et al. 2006; Alvarez et al. 2006; Johnson et al. 2007; Yoshida et al. 2007). The (physical) number density of H II regions, n_{HII} , taken to be proportional to the collapse fraction in minihaloes as explained above, is given by

$$n_{\text{HII}} \sim 10^6 \left(\frac{f_*}{10^{-3}} \right) \left(\frac{F(z)}{6 \times 10^{-3}} \right) \left(\frac{1+z}{16} \right)^3 \text{ Mpc}^{-3}, \quad (9)$$

resulting in a volume-filling factor of H II regions of

$$f_{\text{HII}} \sim 0.5 \left(\frac{f_*}{10^{-3}} \right) \left(\frac{F(z)}{6 \times 10^{-3}} \right). \quad (10)$$

Here $F(z)$ is the collapsed fraction in minihaloes as a function of redshift, given by the Sheth-Tormen formalism, which takes the fiducial value of $F(z) \sim 6 \times 10^{-3}$ at $z \sim 15$, while $F(z) \sim 10^{-3}$ at $z \sim 20$.

Now we can estimate the column density of H_2 across a physical cosmological distance r as

$$N_{\text{H}_2} \sim f_{\text{HII}} f_{\text{H}_2} n_{\text{H}} r, \quad (11)$$

where f_{H_2} is the average H_2 abundance in a relic H II region and n_{H} the average number density of H nuclei in a relic H II region. From Johnson & Bromm (2007) and Johnson et al. (2007), we find that typical values for these quantities are $f_{\text{H}_2} \sim 10^{-4}$ and

$$n_{\text{H}} \sim 5 \times 10^{-3} \left(\frac{1+z}{16} \right)^3 \text{ cm}^{-3}, \quad (12)$$

where the z dependence approximately accounts for the evolution of the density field. With these values, the column density of H_2 across a physical distance r can be expressed as

$$N_{\text{H}_2} \sim 10^{18} \left(\frac{f_*}{10^{-3}} \right) \left(\frac{F(z)}{6 \times 10^{-3}} \right) \left(\frac{1+z}{16} \right)^3 \left(\frac{r}{\text{Mpc}} \right) \text{ cm}^{-2}. \quad (13)$$

Thus evaluating the factor f_{shield} , we integrate over a sphere of radius r_{max} , assuming the maximum star formation rate $\text{SFR}_{\text{III,max}}$ calculated in Section 2.2, to find the background LW flux. This yields the LW flux for the case of high opacity due to relic H II regions

$$J_{\text{LW,min}} \sim 10^{-4} \left(\frac{f_*}{10^{-3}} \right)^{1/4} \left(\frac{|dF/dz|}{2 \times 10^{-3}} \right) \times \left(\frac{F(z)}{6 \times 10^{-3}} \right)^{-3/4} \left(\frac{1+z}{16} \right)^{23/8}. \quad (14)$$

This is the minimum value that can be obtained within our self-consistent modeling of the build up of the LW background. To see this, first note that $J_{\text{LW,min}}$ is well below the critical value necessary to slow star formation, at all redshifts, as shown in Fig. 1. Furthermore, we have $J_{\text{LW,min}} \lesssim 10^{-3}$, too low to efficiently dissociate the H_2 molecules formed in relic H II regions (Johnson & Bromm 2007). Therefore, this is again a self-consistent model for the LW background: although computed assuming the maximum Pop III SFR, $J_{\text{LW,min}}$ never becomes large enough to substantially suppress star formation. In reality, however, the clustering of Pop III sources, coupled with the increasing SFR towards lower redshifts, will likely lead to the efficient photodissociation of H_2 molecules in some relic H II regions even at $z \gtrsim 15$, as well as to overlap between relic H II regions as f_{HII} grows with time. Both effects will lower the opacity to LW photons through the intergalactic medium (IGM), and our idealized treatment therefore yields a firm minimum value for the LW background flux.

2.4 The Expected Pop III Star Formation Rate

We expect the actual LW background at $z \gtrsim 15$ to lie between $J_{\text{LW,min}}$ and $J_{\text{LW,crit}}$, as shown in Fig. 1. The corresponding Pop III SFR in minihaloes which generates this LW background likely falls between $\text{SFR}_{\text{III,crit}}$ and $\text{SFR}_{\text{III,max}}$, since the shielding provided by relic H II regions, even for small values of f_{HII} , will keep $J_{\text{LW}} \lesssim J_{\text{LW,crit}}$. In turn, this will allow to keep $\text{SFR}_{\text{III}} \gtrsim \text{SFR}_{\text{III,crit}}$, owing to the diminished strength of the negative LW feedback. In the remainder of the present work we will take $J_{\text{LW,crit}}$ as a plausible maximum value for the LW background flux, and we will use this value as an input in our simulations of galaxy formation, thereby obtaining lower limits to the amount of star formation that may take place in the assembly of these systems

at $z \gtrsim 15$. We note that, although we follow the assembly of a galaxy to $z \gtrsim 12$, the star formation that does take place in our simulation occurs at $z \gtrsim 15$. Thus, our simple assumption here that $J_{\text{LW}} = J_{\text{LW,crit}}$ even at $z \lesssim 15$ does not impact the results of our simulations significantly.

3 METHODOLOGY OF SIMULATIONS

With the goal of estimating the degree to which Pop III star formation in minihaloes affects the properties of the gas from which the first galaxies form at $z \gtrsim 10$, we have carried out two cosmological hydrodynamics simulations which track the detailed evolution of the primordial gas under the influence of a LW background radiation field. The first simulation is designed to test the validity of our self-regulated model for the build-up of the LW background, and is described further in Section 4. The second simulation follows the assembly of a galaxy virializing at $z \gtrsim 10$, assuming a critical LW background, $J_{\text{LW,crit}}$. This simulation is described in Section 5.

As with previous work, for our three-dimensional numerical simulations we employ the parallel version of GADGET, which includes a tree (hierarchical) gravity solver combined with the smoothed particle hydrodynamics (SPH) method for tracking the evolution of gas (Springel et al. 2001; Springel & Hernquist 2002). Along with H_2 , H_2^+ , H, H^- , H^+ , e^- , He, He^+ , and He^{++} , we have included the five deuterium species D, D^+ , D^- , HD and HD^- , using the same chemical network as in Johnson & Bromm (2006, 2007). The specific initial conditions for our simulations are described separately in Sections 4 and 5.

3.1 Sink Particles

The primary result obtained from the present simulations is the number of Pop III stars which are able to form in minihaloes at $z \gtrsim 15$ during the assembly of a galaxy virializing at $z \gtrsim 10$. To track the number and location of the formation sites for Pop III stars, we allow sink particles to form when the gas has collapsed to high densities. Specifically, sinks are created when the gas has collapsed to a threshold density n_{res} , above which the mass resolution of our simulation is insufficient to reliably follow the further collapse of the gas, as explained further in Johnson et al. (2007). Once having formed, the sink particles act as tracers of star formation sites, each sink representing the formation site of a single Pop III star. We focus our attention on when and where these sinks emerge in order to estimate the number of stars formed, and to gauge the feedback effects from these stars.

3.2 Implementation of Background Radiation

Motivated by the considerations presented in Section 2 and further justified in Section 4, we have included in our simulations the self-regulated model of the LW background radiation field, in the form of a global H_2 dissociation rate. The LW background is taken to be a function of redshift, its evolution given by $J_{\text{LW,crit}}(z)$, as shown in Fig. 1. The dissociation rate is

$$k_{\text{diss}}(z) = 10^{-12} J_{\text{LW,crit}}(z) \text{ s}^{-1}. \quad (15)$$

In addition to the photodissociation of H_2 , the photodestruction of other species can, in principle, affect the cooling properties of the primordial gas. The main reaction producing H_2 being $\text{H}^- + \text{H} \rightarrow \text{H}_2 + \text{e}^-$ (e.g. Lepp & Shull 1984), the photodestruction of H^- is a process that might lead to suppression of the H_2 fraction of the gas (Chuzhoy et al. 2007; see also Glover et al. 2006). However, we find the photodissociation of H^- to be unimportant for the suppression of H_2 in collapsing minihaloes. As discussed in Section 2.1, the gas in such minihaloes will adiabatically collapse to densities of $\gtrsim 1 \text{ cm}^{-3}$ and temperatures of $\gtrsim 10^3 \text{ K}$, even if the fractions of H_2 or H^- are low. Following this adiabatic collapse, the fate of the gas does depend sensitively on the abundances of these species, and it is only at this stage at which the photodissociation of H^- might begin to have an effect. We find that the chemical species at this stage, absent strong shocks or photoionization, are roughly in equilibrium when we include the effect of the LW background, and therefore suppression of the H_2 abundance can be directly tied to the abundance of H^- at this stage. At this temperature and density, we find that the H^- formation time is of the order of years. We find that the minimal photodissociation timescale of H^- , produced for the case of the maximal LW background $J_{\text{LW,max}}$ (see Section 2.2), is of the order of $\gtrsim 10^2 \text{ yr}$, roughly two orders of magnitude higher than the formation timescale. Thus, the H^- fraction will not be significantly affected by a background radiation field, and in turn the abundance of H_2 will not be significantly affected, allowing us to neglect the photodissociation of H^- as a factor in delaying star formation. Furthermore, we neglect the photodissociation of H^- due to radiation from local star formation for similar reasons, as explained in Johnson et al. (2007).

We have also neglected $\text{Ly}\alpha$ heating as a suppressant of minihalo star formation (see Chuzhoy & Shapiro 2007; Ciardi & Salvaterra 2007). For the Pop III star formation rates, and corresponding production rates of UV photons, found in our simulations, $\text{Ly}\alpha$ heating will not raise the temperature of the IGM appreciably, even for the maximal SFR considered here (see Section 2.2). Finally, we do not include a photoionizing background in our calculations. At these high redshifts, the IGM is still predominantly neutral. Photoionization will thus generally occur only locally, when isolated Pop III stars form, an intermittent process which is not likely to dramatically affect the overall SFR (see e.g. Ahn & Shapiro 2007; Johnson et al. 2007; Whalen et al. 2007; Wise & Abel 2007a).

4 TESTING THE SELF-REGULATED MODEL

We have argued in Section 2.2 that the LW background and Pop III star formation rate at redshifts $z \gtrsim 15$ are strongly coupled to one another, and that a self-consistent SFR is likely close to what is required to produce $J_{\text{LW,crit}}$. To test this *Ansatz*, we have carried out a fiducial simulation with no LW feedback, and one with identical initial conditions, but with the critical LW background included. Comparing the resulting suppression of star formation in our simulations to the analytical ratio $\text{SFR}_{\text{III,crit}}/\text{SFR}_{\text{III,max}}$, we can roughly gauge the validity of our simple self-regulated model.

4.1 Initial Conditions

We initialize these cosmological simulations according to the ΛCDM model at $z = 100$, adopting the cosmological parameters $\Omega_m = 1 - \Omega_\Lambda = 0.3$, $\Omega_B = 0.045$, $h = 0.7$, and $\sigma_8 = 0.9$, close to the values measured by *WMAP* in its first year (Spergel et al. 2003). Here we use a periodic box with a comoving size $L = 500 h^{-1} \text{ kpc}$, and particle numbers of $N_{\text{DM}} = N_{\text{SPH}} = 145^3$, where the SPH particle mass is $m_{\text{SPH}} \sim 710 M_\odot$.

We note that a simulation initialized using *WMAP* third year results which resolves the collapse of gas into minihaloes would have to cover a prohibitively large volume, in order to contain a sufficient number of star-forming minihaloes at $z \gtrsim 15$ for our purposes. Therefore, we choose to use *WMAP* first year initial conditions so that we may follow the evolution of a sufficient number of minihaloes in our cosmological box. However, we do not expect this to significantly affect our results, because here we are primarily interested in the fraction of Pop III star formation that is suppressed by the LW background, and not the global number density of Pop III stars. Nonetheless, the results of this simulation can be seen as typical for a biased region in a *WMAP* third year Universe, and this may be reflected by a somewhat higher fraction of Pop III stars that are able to form despite a LW background than would be the case for the global average.

The density below which resolution is lost in this simulation is $n_{\text{res}} \sim 20 \text{ cm}^{-3}$, as determined following Johnson et al. (2007). Therefore, sink particles are formed in minihaloes which reach this density threshold, and we thereafter consider these minihaloes as hosting the formation of single Pop III stars. While we are not able to resolve the process of star formation itself, we believe this is a reliable indicator of when star formation is possible, as gas collapsing in minihaloes generally only will reach these densities when cooling is efficient and the collapse has ceased to be adiabatic (e.g. Omukai et al. 2005; Yoshida et al. 2006; Johnson et al. 2007).

4.2 Results

In Fig. 2, we compare our analytical prediction, described in Section 2.3.1, to our simulation results. The line in Fig. 2 shows the analytically derived value for the fraction of stars, $f_{\text{III}}(z)$, which form by a redshift z in the self-regulated model out of the total number of minihaloes which could host star formation absent any negative LW feedback. We define this fraction as the ratio of the integrated SFR in the self-regulated model to the integrated SFR in the model for maximal star formation, described in Sections 2.2 and 2.1, respectively:

$$f_{\text{III}} = \frac{\int_z^\infty \text{SFR}_{\text{III,crit}}(z') dz'}{\int_z^\infty \text{SFR}_{\text{III,max}}(z') dz'} . \quad (16)$$

In this analytical treatment, we have assumed a value for the fraction of collapsed baryons in stars of $f_* = 2 \times 10^{-4}$, corresponding to single $\sim 100 M_\odot$ stars forming in haloes with average DM masses of $\sim 3 \times 10^6 M_\odot$, roughly consistent with what we find in our simulation. Note that this choice for f_* leads to a lower fraction of star formation that is suppressed than for the case shown in Fig. 1, where we had assumed $f_* = 10^{-3}$.

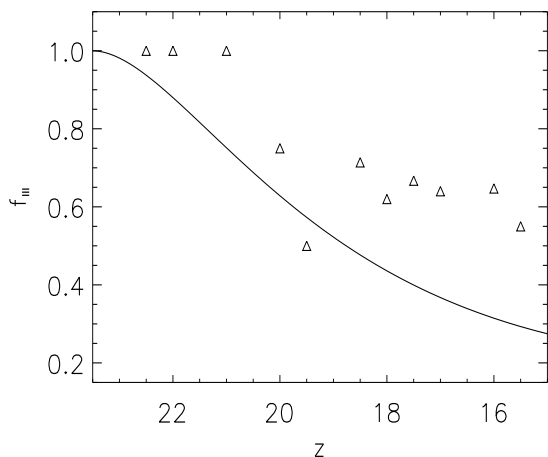


Figure 2. The fraction of minihaloes which form stars when exposed to the critical LW background, $J_{\text{LW,crit}}$, normalized to the total number of stars formed absent a LW background, as a function of redshift. *Solid line:* The fraction of Pop III stars expected to form in our analytical model for the critical star formation rate, $\text{SFR}_{\text{III,crit}}$, assuming a star formation efficiency of $f_* = 2 \times 10^{-4}$. *Open triangles:* The results from our simulation show the same general variation with z as the analytically-derived behavior to within a factor of 2, thus supporting the validity of our simple model for self-regulated Pop III star formation.

The quantity f_{III} is calculated as the number of sink particles that form by a redshift z in the simulation including the critical LW background, $J_{\text{LW,crit}}$, divided by the number that form in the simulation without any LW background included, and is plotted in Fig. 2. As expected, owing to the relatively high bias in our simulations initialized with *WMAP* first year parameters, the simulated values for f_{III} are higher than those from our analytical derivation using *WMAP* third year parameters. Nonetheless, the agreement between our simple analytical model and the simulations is broadly consistent, given the simplicity of our model. We thus conclude that, as a rough estimate, a self-consistent value for the LW background at redshifts $z \gtrsim 15$ is likely close the critical value, $J_{\text{LW,crit}}$. We emphasize, however, that the effect of the opacity to LW photons through relic H II regions will be to lower J_{LW} and, simultaneously, to allow for a higher SFR than that in our simple self-regulated model shown in Fig. 1.

5 GALAXY FORMATION IN THE EARLY UNIVERSE

Assuming that the photodissociation of H_2 molecules by a global LW background is the dominant factor in regulating Pop III star formation in minihaloes at redshifts $z \gtrsim 15$, we now employ our simple model for a self-regulated LW background to investigate the impact of Pop III star formation on the assembly of a galaxy at $z \gtrsim 10$. We choose to define a galaxy as a star forming system hosted by a DM halo with a virial temperature of $\gtrsim 10^4$ K, corresponding to a halo with total mass $\gtrsim 10^8 M_\odot$ at $z \gtrsim 10$ (e.g. Barkana & Loeb

2001), as gas in such a system can cool via atomic hydrogen, can likely host continuous star formation, and can retain gas against being blown out by supernovae or by photoheating (e.g. Mori et al. 2002; Kitayama & Yoshida 2005; Read et al. 2006). Here we report the results from our simulation of the formation of a galaxy which virializes at redshift $z \sim 12$, focusing on the modes and amount of star formation that may take place during its assembly. Additional aspects of the formation of such a galaxy are discussed in the companion paper Greif et al. (2008).

5.1 Initial Conditions

For our simulation of the assembly of a galaxy, we have employed multi-grid initial conditions which offer higher resolution in the region where the galaxy forms (e.g. Kawata & Gibson 2003; Li et al. 2007). We again initialize the simulation according to the Λ CDM model at $z = 100$, adopting the cosmological parameters $\Omega_m = 1 - \Omega_\Lambda = 0.3$, $\Omega_B = 0.045$, $h = 0.7$, and $\sigma_8 = 0.9$, close to the values measured by *WMAP* in its first year (Spergel et al. 2003). Here we use a periodic box with a comoving size $L = 1 h^{-1}$ Mpc for the parent grid. This simulation uses a number of particles $N_{\text{DM}} = N_{\text{SPH}} \gtrsim 10^6$, where the SPH particle mass is $m_{\text{SPH}} \sim 120 M_\odot$ in the region with the highest resolution. For further details on the technique employed to generate our multi-grid initial conditions, see the companion paper by Greif et al. (2008). The density above which resolution is lost is $n_{\text{res}} \sim 10^3 \text{ cm}^{-3}$, as determined following Johnson et al. (2007). As described in Sections 3 and 4, sink particles are formed in minihaloes which reach this density threshold, and we thereafter consider these sinks to contain single Pop III stars.

5.2 Formation of the First Star

The first star forms at redshift $z \sim 16.3$ inside the minihalo which is the most massive progenitor of the halo eventually hosting the galaxy. The mass of the DM halo hosting the first star is $7 \times 10^6 M_\odot$, while the virial temperature of the halo is 6×10^3 K. We note that this DM halo is nearly in virial equilibrium when the first star forms, having a gravitational potential energy of $\sim 1.2 \times 10^{52}$ erg and a kinetic energy of $\sim 1.1 \times 10^{52}$ erg. This is comparable to the mass of the halo when star formation begins found in other studies for the same LW background and at similar redshift (O’Shea & Norman 2007).

The properties of the primordial gas just before the star forms are different from the canonical case of Pop III star formation in the absence of a LW background, as shown in Fig. 3. In the dense core of the halo, the H_2 abundance is $\lesssim 10^{-5}$, well below the canonical value of $\gtrsim 10^{-4}$, owing to the photodissociation of H_2 . In turn, the temperature of the gas in the core is $\gtrsim 500$ K, markedly higher than in the case without photodissociation, for which temperatures are generally ~ 200 K. The higher temperatures of the collapsing gas will likely translate into higher accretion rates onto the protostellar core (e.g. Omukai & Palla 2001, 2003; Bromm & Loeb 2004; O’Shea & Norman 2007), and so possibly into a higher final mass for the star. If the mass of the star is pushed above $\sim 260 M_\odot$, or if it remains below $\sim 140 M_\odot$, it may collapse directly to form a black hole at the end of its

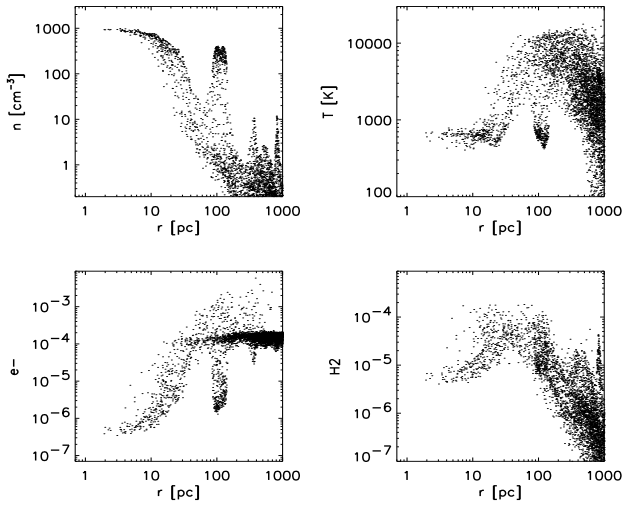


Figure 3. The properties of the primordial gas just before the formation of the first sink particle at $z = 16.3$, as a function of distance from the sink: density (top-left), temperature (top-right), free electron fraction f_{e-} (bottom-left), and H_2 fraction f_{H_2} (bottom-right). Note the enhanced free electron fraction in regions heated by the virialization of the host halo. Also, note that a second star later forms at 100 pc from the first in this halo, the second halo having collapsed to densities above $n \sim 500 \text{ cm}^{-3}$ when the first star forms, densities which yield the evolution of the gas in the second halo relatively impervious to the radiative feedback from the first star (Whalen et al. 2007; Susa & Umemura 2006; Ahn & Shapiro 2007). Finally, note that the H_2 fraction is considerably lower than the values generally found for collapsing minihaloes in calculations not including a LW background. This leads to a higher temperature of the dense gas in the core of the minihalo compared to the canonical case absent a LW background (e.g. Bromm et al. 2002). This may lead to a larger mass for the Pop III star that forms from this gas.

life without yielding a supernova explosion, thereby keeping its surroundings largely metal-free (e.g. Fryer et al. 2001; Heger et al. 2003).

The mass of the DM halo hosting this star is roughly an order of magnitude below that required for the virial temperature of the halo to exceed the atomic-cooling threshold of $10^{3.9} \text{ K}$, and is likewise well below the mass that we expect for the first galaxies. However, star formation is still able to take place at this relatively early time, despite the effect of the global LW background. We conclude that it is likely commonplace for at least a single Pop III star to form by $z \sim 15$ in a DM minihalo which is the most massive progenitor of an atomic-cooling halo hosting a galaxy at $z \gtrsim 10$. The impact that such a star may have on the formation of the galaxy clearly depends sensitively on the final mass of this star.

5.3 Local Stellar Feedback on Minihaloes

We find that there is a second star-forming minihalo merely $\sim 100 \text{ pc}$ from the site of the formation of the first star in our simulation, as can be seen in Fig. 3. Because of this proximity, we expect that any radiative, mechanical, or chemical feedback from the first star may dramatically impact the evolution of this neighboring halo. Numerous recent studies

have discussed these feedback effects in detail (e.g. Ciardi & Ferrara 2005), and we here draw on them to understand how this stellar feedback may impact the formation of a galaxy in the early Universe.

Regardless of whether the first star becomes a supernova or collapses directly to form a black hole, the neighboring halo will be subject to the ionizing and molecule-dissociating flux from this star (e.g. Shapiro et al. 2004; Susa & Umemura 2006; Ahn & Shapiro 2007; Johnson et al. 2007; Yoshida et al. 2007; Whalen et al. 2007). As the neighboring halo will have already collapsed to densities $\gtrsim 500 \text{ cm}^{-3}$ by the time the first star forms, the radiation from the first star is not likely to delay the collapse of the second halo significantly, as at these densities the core of the halo will not be photoevaporated and the molecules in the dense core may only be weakly dissociated (e.g. Susa 2007; Whalen et al. 2007). Therefore, it appears that a second star will form in the neighboring minihalo within $\lesssim 10 \text{ Myr}$ after the formation of the first star (see also Wise & Abel 2007a). If the first star collapses directly to form a black hole, the formation of the second star will thus not be significantly influenced by the first star.

The type of star that forms in the neighboring halo is not entirely clear, however, if the first star becomes a supernova, owing to the mechanical and chemical feedback that this would entail. As shown in Greif et al. (2007), the velocity of the shock produced by a Pop III supernova at a distance of 100 pc from the progenitor is $v_{\text{sh}} \lesssim 100 \text{ km s}^{-1}$. A shock propagating at such velocities can strongly ionize the primordial gas (e.g. Shull & McKee 1979), thereby allowing the formation of a high fraction of molecules and enhancing the cooling properties of the gas (e.g. Shapiro & Kang 1987; Mackey et al. 2003; Salvaterra et al. 2004; Machida et al. 2005). In particular, high fractions of HD can be generated behind such strong shocks, allowing the post-shock gas to cool to the temperature of the cosmic microwave background (CMB) and perhaps to form metal-free stars with masses of the order of $10 M_{\odot}$, so-called Pop III.2 stars (formerly named Pop II.5) (Johnson & Bromm 2006; see McKee & Tan 2007 for a description of the terminology). We note that for this type of Pop III.2 star formation to take place the pre-shock gas must be at sufficiently high densities, unlike in the supernova simulation of Greif et al. (2007), in which this mode of star formation did not occur in the low-density IGM (see also Bromm et al. 2003). However, the neighboring minihalo in the present case is likely to be sufficiently dense to allow for star formation to take place in the post-shock gas. We thus conclude that the halo neighboring the first star may host a Pop III.2 star, in the case that the first star explodes as a supernova.

The mode of star formation in the neighboring minihalo may change from Pop III to Pop II, if metal-rich supernova ejecta from the first star can efficiently mix with the primordial gas in the dense core of the minihalo (e.g. Bromm et al. 2001; Santoro & Shull 2006; Schneider et al. 2006). We can estimate the efficiency of this mixing by applying the criterion for the operation of Kelvin-Helmholtz (KH) instabilities given by Murray et al. (1993) (see also Cen & Riquelme 2007; Wyithe & Cen 2007):

$$\frac{gDr}{2\pi v_{\text{sh}}^2} \lesssim 1, \quad (17)$$

where g is the gravitational acceleration at the outer radius of the dense core of the neighboring minihalo, and D the density ratio of gas in the halo compared to the dense shell. For the dense core of the neighboring minihalo, we have a mass of the order of $10^5 M_\odot$ and a radius of $r \simeq 30$ pc. We find $D \gtrsim 500$ and $v_{\text{sh}} \lesssim 100 \text{ km s}^{-1}$, using values for the density and velocity of the shocked gas from Greif et al. (2007). The left-hand side of equation (17) is thus $\gtrsim 10^{-1}$. Following the results of Cen & Riquelme (2007), this suggests that the dense gas in the core of the neighboring minihalo will remain largely pristine and stable for many dynamical times, while the outskirts of the halo may become more mixed. It therefore appears unlikely that the neighboring halo will give rise to Pop II stars, but will instead probably host Pop III.1 or Pop III.2 star formation. This will have implications for the nature of the galaxy into which these minihaloes are finally incorporated.

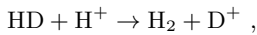
5.4 HD Cooling

Owing to the high ionization fraction that can accompany the virialization shocks during the assembly of a $\sim 10^8 M_\odot$ halo, a high fraction of HD can be generated in these systems, possibly allowing for the formation of metal-free stars with masses of the order of $10 M_\odot$ (Johnson & Bromm 2006). Here we investigate under which conditions this mode of star formation may take place in a virializing primordial galaxy, using the results from our simulation shown in Figs. 4 and 5.

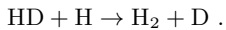
As the primordial gas collapses in star-forming haloes under the influence of a uniform LW background, the molecular abundances are roughly in equilibrium, allowing us to estimate the fractions of H_2 and HD as a function of the strength of the LW background radiation field, J_{LW} . The dominant reaction producing HD is (e.g. Galli & Palla 2002; Machida et al. 2005)



We approximately assume that the photodissociation due to the LW background is the dominant process in destroying H_2 . While HD is photodissociated, at the highest densities in our simulation the dominant processes destroying HD are the reactions



and



Therefore, at a given temperature and density, as shown in Fig. 4, the HD abundance, $f_{\text{HD}} = n_{\text{HD}}/n_{\text{H}}$, will be roughly proportional to the H_2 abundance. Following Yoshida et al. (2003), we estimate

$$n_{\text{H}_2} \sim \frac{k_{\text{H}} - n_{\text{HI}} n_{\text{e}}}{k_{\text{diss}}} , \quad (19)$$

where n_{HI} and n_{e} are the number densities of neutral hydrogen and free electrons, respectively, and k_{H} is the rate coefficient for the dominant reaction forming H^- :

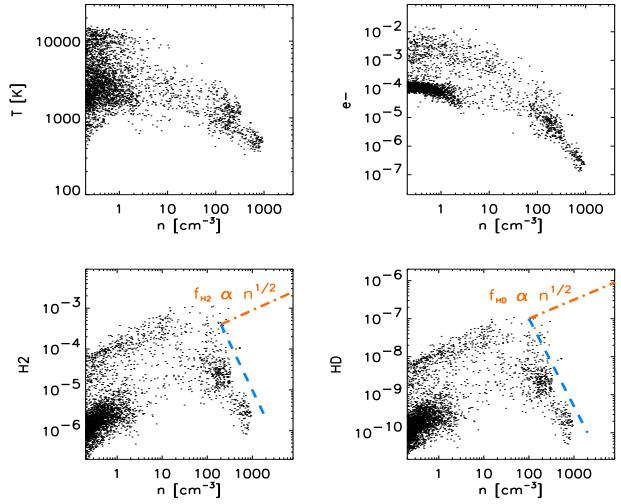
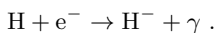


Figure 4. The properties of the primordial gas in the protogalaxy at $z \sim 12.5$, as functions of density: temperature (top-left), free electron fraction f_{e^-} (top-right), H_2 fraction f_{H_2} (bottom-left), and HD fraction f_{HD} (bottom-right). The free electron fraction greatly exceeds the primordial value of $f_{\text{e}^-} \sim 10^{-4}$ through collisional ionization in virialization shocks, leading to enhanced fractions of both H_2 and HD, despite the presence of the LW background radiation field. The blue dashed lines in the bottom two panels show the evolution of the H_2 and HD fractions as the gas collapses to high densities in our simulation, as described by equation (19). Accounting for self-shielding, the molecule fraction remains elevated at high densities, with $f_{\text{H}_2} \propto f_{\text{HD}} \propto n^{1/2}$, shown by the orange dot-dashed lines. In the core of the halo, the HD fraction can thus reach values large enough to allow the formation of Pop III.2 stars.

Starting with equation (19), we can understand the conditions in which high H_2 and HD fractions may be maintained during the collapse of an atomic-cooling halo that is subject to a uniform LW background. Clearly, as shown in Fig. 4, the H_2 and HD fractions can become very high as the gas is heated and collisionally ionized through virialization shocks within ~ 1 kpc of the center of the most massive DM halo (see Fig. 5). However, once the gas has cooled and recombined near the core of the halo, the equilibrium abundances of H_2 and HD decrease, in the simulation shown here where we have neglected H_2 self-shielding. Deriving from Fig. 4 that $f_{\text{e}^-} \propto n^{-3.3}$ at densities $n \gtrsim 200 \text{ cm}^{-3}$, and including the value $J_{\text{LW}} = 0.04$ used in the simulation, equation (19) yields $f_{\text{HD}} \propto f_{\text{H}_2} \propto n^{-2.3}$, denoted by the (blue) dashed lines in Fig. 4. In this case, the HD fraction drops to low levels, $f_{\text{HD}} \lesssim 10^{-10}$, at which HD cooling will not be important. We must clearly account for H_2 self-shielding, which can be substantial in haloes with masses $\gtrsim 10^8 M_\odot$ (e.g. Bromm & Loeb 2003a), to obtain more accurate estimates of the H_2 and HD fractions.

To estimate the effect that self-shielding will have in maintaining high molecule abundances, we first note that at high densities the recombination of free electrons leads to the cessation of molecule production, leading to a maximal H_2 fraction of the order of $f_{\text{H}_2} \sim 10^{-3}$ (e.g. Bromm et al. 2002). With this saturation of H_2 production, the abundance of H_2 scales roughly inversely with the local flux of

LW photons within the halo, J_{LW} , which in turn is determined by the local column density of H_2 molecules through the halo (Draine & Bertoldi 1996). We estimate this column density using only local quantities, following Bromm & Loeb (2003a), as $N_{\text{H}_2} \sim 0.1 f_{\text{H}_2} n_{\text{H}} L_{\text{char}}$, where the local characteristic length is given by

$$L_{\text{char}} = \left(\frac{3XM_{\text{b}}}{4\pi m_{\text{H}} n_{\text{H}}} \right)^{1/3}. \quad (20)$$

Here $M_{\text{b}} \sim 10^7 M_{\odot}$ is the total baryonic mass in the halo, $X = 0.76$ is the mass fraction of hydrogen, and m_{H} is the mass of the hydrogen nucleus. Using this expression for the column density N_{H_2} in equation (7) to find the factor f_{shield} by which the LW flux is diminished in the core of the halo owing to self-shielding, we find that $f_{\text{HD}} \propto f_{\text{H}_2} \propto n^{1/2}$. This dependence on density is shown by the (orange) dot-dashed lines in Fig. 4. Thus, we expect that the HD abundance will grow to $f_{\text{HD}} \gtrsim 10^{-6}$ at the highest densities within the halo, as is further discussed in the companion paper Greif et al. (2008). This abundance is high enough to allow HD cooling to play an important role in the fragmentation of the primordial gas (Johnson & Bromm 2006), and may allow for the formation of Pop III.2 stars.

6 IMPLICATIONS FOR THE ASSEMBLY OF THE FIRST GALAXIES

In the preceding sections we have found that, owing in part to the self-regulation of the LW background, the Pop III star formation rate in minihaloes in the early Universe remains substantial at redshifts $z \gtrsim 15$. In particular, we have found that the LW background is likely too weak to completely suppress star formation in the progenitor DM minihaloes that merge to form the first galaxies at $z \gtrsim 10$. Here we discuss various implications of these results for the nature of the first galaxies.

6.1 The Protogalactic Star Formation Rate

While, in principle, Pop III star formation can be suppressed in minihaloes by a global LW background, we have shown that with a simple model for the self-consistent build-up of the LW background Pop III star formation is likely to take place in the assembly of a galaxy at $z \gtrsim 10$. Noting that the LW background that we used in our simulation did not take into account the effect of the opacity to LW photons through relic H II regions in the early Universe (see Section 2.3), the negative feedback from the global LW background may be even weaker than we found in our simulation. This, in turn, implies that the number of Pop III stars forming in protogalaxies may be higher than we find from our simulation. A total of two minihaloes collapsed to form Pop III stars in our simulation employing the self-regulated model for the build-up of the LW background, allowing us to conclude that of the order of a few Pop III stars are likely able to form during the assembly of a galaxy at high redshift.

Additionally, we have found that conditions are prime for the formation of Pop III.2 stars, owing to the high HD fraction that is generated in the virialization shocks in such systems. Because the Pop III.2 star formation mode in atomic-cooling haloes has not been studied with simulations

to the same extent as the ‘classical’, minihalo (Pop III.1) case, it is not yet possible to predict the resulting star formation rate and efficiency (but see Greif & Bromm 2006). However, we expect that, with $10^7 M_{\odot}$ of gas collapsing into such a system, Pop III.2 stars may form in clusters, given that these stars are expected to have masses of the order of $10 M_{\odot}$, compared to the $100 M_{\odot}$ predicted for Pop III.1 stars formed in minihaloes. The stellar feedback is then expected to be less severe, possibly enabling cluster formation.

6.2 Supernova Feedback and Metallicity

Each of the two star-forming haloes in our simulation is located within ~ 100 pc of the center of the main progenitor of the protogalaxy, allowing each star to affect the inner region of the galaxy via their radiative output or by exploding as supernovae. We can estimate the degree of metal enrichment that may take place should each of these stars explode as pair-instability supernova (PISN), expected to be a common fate for massive Pop III stars (e.g. Heger et al. 2003), as follows. For a $10^8 M_{\odot}$ DM halo, we expect $\sim 10^7 M_{\odot}$ of gas to collapse into the virialized system. With $\sim 100 M_{\odot}$ in metals being expelled into the medium from two PISNe, we thus expect to have a mean metallicity in this system of $\sim 10^{-3} Z_{\odot}$.

Interestingly, this is above the value for the critical metallicity for Pop II star formation $Z_{\text{crit}} \sim 10^{-3.5} Z_{\odot}$, as given by Bromm & Loeb (2003b) (see also Bromm et al. 2001; Frebel et al. 2007; Smith & Sigurdsson 2007). This metallicity estimate assumes very efficient mixing of the metals with the virialized primordial gas. In reality, there will likely be pockets of less enriched gas in the galaxy, suggesting that in the first galaxies there may be regions in which Pop II star formation is enabled through metal cooling, as well as other, more pristine regions in which a top-heavy IMF persists (see Jimenez & Haiman 2006). Considering that the SFR may in fact be larger than what we found in our simulation, owing to weaker LW feedback, we expect that the mean metallicity in the first protogalaxies may easily exceed the critical metallicity necessary for low-mass Pop II star formation. If the mixing of these metals is efficient, the first galaxies may already host primarily Pop II star formation, provided that the masses of the stars formed in these systems is not dictated instead by other effects, e.g. the inability of the gas to cool below the temperature of the CMB, $T_{\text{CMB}} = 2.7(1+z)$ K (e.g. Larson 1998, 2005).

However, the details of the transition from a top-heavy Pop III IMF to a low-mass Pop II IMF are not at present well understood, as it remains to understand the process by which the first metals, ejected into a hot expanding supernova remnant, are ultimately reincorporated into dense gas from which stars can form. The cooling time of the hot metal-rich ejecta from an energetic Pop III supernova is of the order of 10^8 yr (Greif et al. 2007). This is ample time for multiple Pop III.1 and Pop III.2 stars to form from cold pockets of primordial gas and explode as supernovae, allowing to enrich the gas with the yields from multiple supernovae before it re-collapses to form the first Pop II stars. Such a mixing of SN yields would dilute any pure PISN signature from a single massive Pop III.1 star, and may explain the lack of observed metal-poor stars exhibiting a clear PISN signature (see Karlsson et al. 2007). An additional compli-

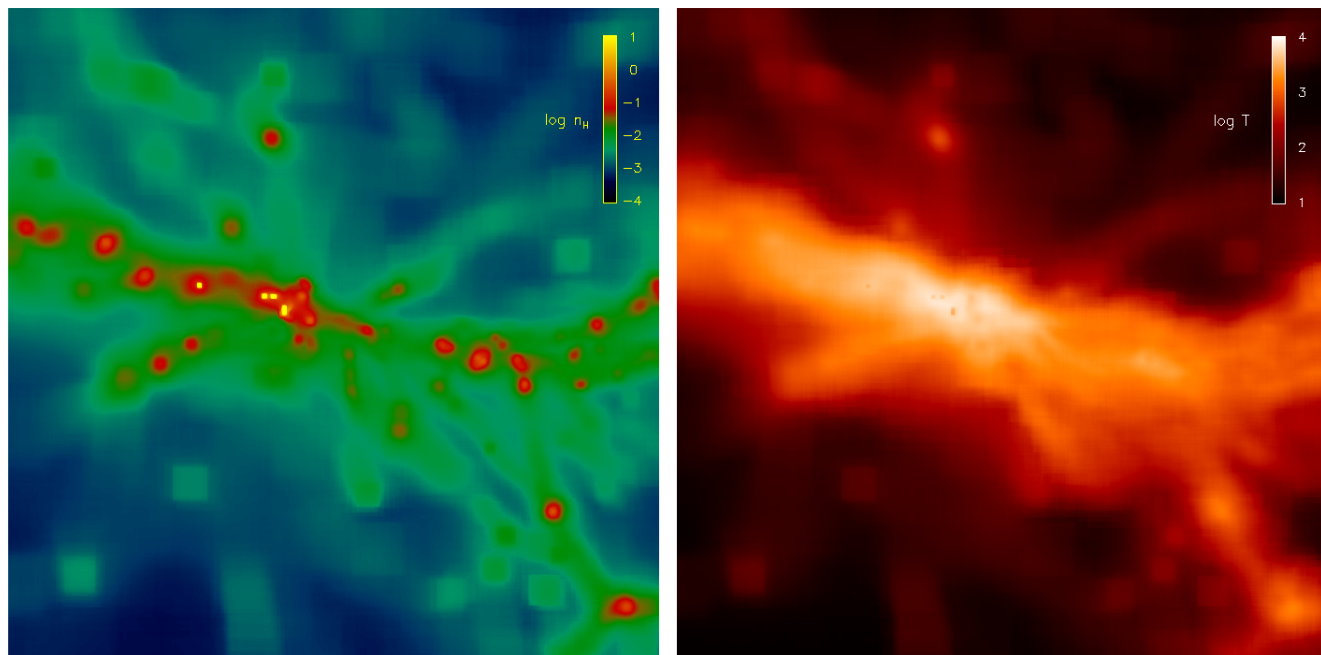


Figure 5. The hydrogen number density and temperature of the gas in the region of the forming galaxy at $z \sim 12.5$. The panels show the inner ~ 10.6 kpc (physical) of our cosmological box. The cluster of minihaloes harboring dense gas just left of the center in each panel is the site of the formation of the two Pop III.1 stars which are able to form in our simulation including the effects of the self-regulated LW background. The remaining minihaloes are not able to form stars by this redshift, largely due to the photodissociation of the coolant H_2 . The main progenitor DM halo, which hosts the first star at $z \sim 16$, by $z \sim 12.5$ has accumulated a mass of $9 \times 10^7 M_\odot$ through mergers and accretion. Note that the gas in this halo has been heated to temperatures above 10^4 K, leading to a high free electron fraction and high molecule fractions in the collapsing gas (see Fig. 4). The high HD fraction that is generated likely leads to the formation of Pop III.2 stars in this system.

cation might arise from the presence of cosmic rays (CRs) produced by the first supernovae. Heating and ionization due to CRs could have an important effect on the early star formation process (e.g. Jasche et al. 2007; Stacy & Bromm 2007).

6.3 Black Hole Formation

A fraction of the first stars likely collapsed directly to form black holes, thereby locking up the majority of the metals produced in their cores (see e.g. Madau & Rees 2001; Fryer et al. 2001; Heger et al. 2003). In a given protogalactic system, there is thus a probability that the primordial gas will not be enriched by supernovae even if stars are able to form within this system. Without knowing the IMF of Pop III stars, however, we can only guess at what may be the fraction of Pop III stars which collapse to form black holes without ejecting appreciable amounts of metals. Heger et al. (2003) give the mass range for Pop III stars that collapse directly to black holes as ~ 40 to $\sim 140 M_\odot$ and $\gtrsim 260 M_\odot$, while that over which a PISN takes place is given as ~ 140 to $\sim 260 M_\odot$, for stellar models which neglect the effects of rotation.

Given that Pop III stars formed in minihaloes are characterized by a top-heavy IMF with typical masses of the order of $100 M_\odot$, it seems reasonable to assume that the probability for a Pop III star to collapse directly into a black hole, and thus locking up its metal-rich core, is of the order of 0.5. We note that this is consistent with the constraints on

the fraction of PISNe from Pop III stars reported by Karlsson et al. (2007). If we then take it that our simulation of the assembly of a $\sim 10^8 M_\odot$ galaxy is typical and use the fact that we find of the order of a few stars forming during this assembly process, we obtain a probability of the order of $\lesssim 0.1$ that the first galaxy may be metal-free at the time of its formation. While this is only a rough estimate, the fact that we find little chance that star formation can be completely suppressed during the assembly of a galaxy at redshifts $z \gtrsim 10$ suggests that metal-free galaxies are probably a minority population of the first galaxies, with a majority of galaxies already hosting some amount of Pop II star formation. We emphasize, however, that Pop III star formation may continue to occur, even after the first supernovae, in regions of a galaxy which are not enriched with metals or in which the mixing of metal-rich supernova ejecta with primordial gas is inefficient.

Finally, as discussed in Section 5.2, given that the LW background can suppress H_2 cooling even in gas that does collapse to form Pop III.1 stars, the high accretion rates in the formation of these objects may allow for a large fraction of such Pop III.1 stars to have masses above $\sim 260 M_\odot$, allowing them to directly collapse into black holes and thus eject few metals. The LW background radiation may therefore act to keep galaxies metal-free even in cases where Pop III.1 star formation is not prevented.

7 SUMMARY AND CONCLUSIONS

We have investigated the impact of the H_2 -dissociating LW background radiation on the formation of Pop III stars during the assembly of the first galaxies at $z \gtrsim 12$. To this end, we have constructed simple models of the build-up of this radiation field which are self-consistent, accounting for the coupling of the star formation rate to the generation of the LW background. We have motivated and, to the extent possible, checked the self-consistency of a model in which the LW background does not exceed the critical value $J_{\text{LW,crit}} \sim 0.04$ at redshifts $z \gtrsim 15$. Furthermore, we have elucidated the effect of a high opacity to LW photons through the first relic H II regions on the LW background, finding a firm lower limit of $J_{\text{LW,min}}$ of the order of 10^{-4} at redshifts $z \gtrsim 15$. While our models are idealized, they are informed by detailed cosmological simulations of Pop III star formation and are consistent with previous results. We suggest that the actual LW background most likely assumes values intermediate between $J_{\text{LW,min}}$ and $J_{\text{LW,crit}}$. However, detailed large scale simulations tracking star formation and accounting for the opacity of the IGM to LW photons will be required to better understand the true nature of the LW background at high redshifts. In addition, observations of the cosmic near-infrared background could conceivably be used to place conservative upper limits on the level of the LW background at high redshifts, as LW photons would be reprocessed into $\text{Ly}\alpha$ photons as they are redshifted with the expansion of the Universe, thus allowing them to contribute to the total $\text{Ly}\alpha$ flux emitted at high z that may be observed today (e.g. Santos, Bromm & Kamionkowski 2002; Fernandez & Komatsu 2006). Taking into account the LW background, we find that the comoving rate of Pop III star formation in minihaloes at $25 \gtrsim z \gtrsim 15$ is likely of the order of 10^{-5} to $10^{-4} \text{ M}_\odot \text{ yr}^{-1} \text{ Mpc}^{-3}$, with an upper limit of $\sim 10^{-3} \text{ M}_\odot \text{ yr}^{-1} \text{ Mpc}^{-3}$ corresponding to the case of a relatively high opacity to LW photons through relic H II regions at these redshifts. Overall, we find that the global Pop III SFR is likely decreased from the maximum SFR rate possible by a factor of, at most, ~ 10 due to the LW background.

We have simulated the assembly of a galaxy at $z \gtrsim 12$, assuming the critical LW background in our self-regulated model of global Pop III star formation. We find that of the order of a few Pop III stars are likely to form in the minihaloes that later merge to form the galaxy. Due to the chemical feedback that accompanies the explosions of Pop III stars as supernovae, possibly as PISNe, we conclude that most galaxies may already be enriched to a metallicity of the order of $\sim 10^{-3} Z_\odot$ when they are formed. If this is the case, then Pop II star formation may be widespread in these systems even at these early times. Alternatively, if the IMF of Pop III stars is such that a large fraction of them collapse directly to form black holes, thereby locking up the metals produced in their cores, then the interstellar medium of the first galaxies is more likely to remain metal-free. We find that a high fraction of the coolant HD is produced in the primordial gas during the virialization of the galaxy, despite the presence of the LW background, which likely leads to the formation of metal-free stars with masses of the order of 10 M_\odot in these systems. If metal-free galaxies do exist, they may therefore be dominated by such a population of stars, perhaps the first stellar clusters (see also Clark et al.

2007). More detailed simulations tracking the collapse and fragmentation of the gas, along with feedback from Pop III stars, will be necessary in order to test this scenario.

The character of star formation clearly becomes more complicated in the first galaxies compared to the canonical picture of Pop III star formation in minihaloes, with the chemical feedback from the first stars, turbulence driven by rapid mergers and accretion of gas from the IGM (see Wise & Abel 2007c), HD cooling, CR heating and possibly magnetic fields all playing important roles. Future missions, such as the *James Webb Space Telescope* may thus be expected to observe some variety in the first galaxies. The majority is likely already enriched with the heavy elements, hosting Pop II star formation, while a small fraction might still be largely metal-free, possibly hosting clusters of Pop III.2 stars. The veil is about to be lifted, giving us access to the time when galaxy formation first began.

ACKNOWLEDGMENTS

VB acknowledges support from NSF grant AST-0708795 and NASA *Swift* grant NNX07AJ636. The simulations presented here were carried out at the Texas Advanced Computing Center (TACC).

REFERENCES

- Abel T., Bryan G. L., Norman M. L., 2002, *Sci*, 295, 93
- Abel T., Wise J. H., Bryan G. L., 2006, *ApJ*, 659, L87
- Ahn K., Shapiro P. R., 2007, *MNRAS*, 375, 881
- Alvarez M., Bromm V., Shapiro P. R., 2006, *ApJ*, 639, 621
- Barkana R., Loeb A., 2001, *Phys. Rep.*, 349, 125
- Bromm V., Coppi P. S., Larson R. B., 1999, *ApJ*, 527, L5
- Bromm V., Coppi P. S., Larson R. B., 2002, *ApJ*, 564, 23
- Bromm V., Kudritzki R. P., Loeb A., 2001, *ApJ*, 552, 464
- Bromm V., Ferrara A., Coppi P. S., Larson R. B., 2001, *MNRAS*, 328, 969
- Bromm V., Larson R. B., 2004, *ARA&A*, 42, 79
- Bromm V., Loeb A., 2003a, *ApJ*, 596, 34
- Bromm V., Loeb A., 2003b, *Nat*, 425, 812
- Bromm V., Loeb A., 2004, *New Astron.*, 9, 353
- Bromm V., Yoshida N., Hernquist L., 2003, *ApJ*, 596, L135
- Cen R., Riquelme M. A., 2007, *ApJ*, in press (astro-ph/0704.3545)
- Chuzhoy L., Kuhlen M., Shapiro P. R., 2007, *ApJ*, submitted (astro-ph/0704.0426)
- Chuzhoy L., Shapiro P. R., 2007, *ApJ*, 655, 843
- Ciardi B., Ferrara A., 2005, *Space Sci. Rev.*, 116, 625
- Ciardi B., Salvaterra R., 2007, *MNRAS*, 381, 1137
- Clark P. C., Glover S. C. O., Klessen R. S., 2007, *ApJ*, submitted (astro-ph/0706.0613)
- Dekel A., Rees M. J., 1987, *Nat*, 326, 455
- Draine B., Bertoldi F., 1996, *ApJ*, 468, 269
- Fan X. et al., 2004, *AJ*, 128, 515
- Fan X. et al., 2006, *AJ*, 131, 1203
- Fernandez E. R., Komatsu E., 2006, *ApJ*, 646, 703
- Ferrara A., 1998, *ApJ*, 499, L17
- Frebel A., Johnson J. L., Bromm V., 2007, *MNRAS*, 380, L40
- Fryer C. L., Woosley S. E., Heger A., 2001, *ApJ*, 550, 372
- Galli D., Palla F., 2002, *Planet. Space Sci.*, 50, 1197
- Gao L., Abel T., Frenk, C. S., Jenkins, A., Springel, V., Yoshida, N., 2007, *MNRAS*, 378, 449
- Glover S. C. O., Brand P. W. J. L., 2001, *MNRAS*, 321, 385
- Glover S. C. O., Savin D. W., Jappsen A.-K., 2006, *ApJ*, 640, 553
- Greif T. H., Bromm V., 2006, *MNRAS*, 373, 128

- Greif T. H., Johnson J. L., Bromm V., Klessen R. S., 2007, *ApJ*, 670, 1
- Greif T. H., Johnson J. L., Klessen R. S., Bromm V., 2008, *MNRAS*, in preparation
- Haiman Z., Abel T., Rees M., 2000, *ApJ*, 534, 11
- Haiman Z., Rees M., Loeb A., 1997, *ApJ*, 476, 458
- Heger A., Fryer C. L., Woosley S. E., Langer N., Hartmann D. H., 2003, *ApJ*, 591, 288
- Jasche J., Ciardi B., Ensslin T. A., 2007, *MNRAS*, 380, 417
- Jappsen A.-K., Klessen R. S., Glover S. C. O., Mac Low M.-M., 2007, *ApJ*, submitted (astro-ph/0709.3530)
- Jimenez, R., Haiman, Z., 2006, *Nat*, 441, 120
- Johnson J. L., Bromm V., 2006, *MNRAS*, 366, 247
- Johnson J. L., Bromm V., 2007, *MNRAS*, 374, 1557
- Johnson J. L., Greif T. H., Bromm V., 2007, *ApJ*, 665, 85
- Karlsson T., Johnson J. L., Bromm V., 2007, *ApJ*, submitted (astro-ph/0709.4025)
- Kawata D., Gibson B. K., 2003, *MNRAS*, 346, 135
- Kitayama T., Yoshida N., 2005, *ApJ*, 630, 675
- Larson R. B., 1998, *MNRAS*, 301, 569
- Larson R. B., 2005, *MNRAS*, 359, 211
- Lepp S., Shull J. M., 1984, *ApJ*, 280, 465
- Li Y., et al., 2007, *ApJ*, 665, 187
- Machacek M. M., Bryan G. L., Abel T., 2001, *MNRAS*, 548, 509
- Machida M., Tomisaka K., Nakamura F., Fujimoto M., 2005, *ApJ*, 622, 39
- Mackey J., Bromm V., Hernquist L., 2003, *ApJ*, 586, 1
- Madau P., Rees M. J., 2001, *ApJ*, 551, L27
- McKee C. F., Tan J. C., 2007, *ApJ*, submitted (astro-ph/0711.1377)
- Mesinger A., Bryan G. L., Haiman Z., 2006, *ApJ*, 648, 835
- Mori M., Ferrara A., Madau P., 2002, *ApJ*, 571, 40
- Murray, S. D., White, S. D. M., Blondin, J. M., Lin, D. N. C., 1993, *ApJ*, 407, 588
- Nagakura T., Omukai K., 2005, *MNRAS*, 364, 1378
- Oh S. P., Haiman Z., 2002, *ApJ*, 569, 558
- Oh S. P., Haiman Z., 2003, *MNRAS*, 346, 456
- Omukai K., Palla F., 2001, *ApJ*, 561, L55
- Omukai K., Palla F., 2003, *ApJ*, 589, 677
- Omukai K., Tsuribe T., Schneider R., Ferrara A., 2005, *ApJ*, 626, 627
- O'Shea B. W., Abel T., Whalen D., Norman M., 2005, *ApJ*, 628, L5
- O'Shea B. W., Norman, M. L., 2007, *ApJ*, submitted (astro-ph/0706.4416)
- Pelupessy, F. I., Di Matteo, T., Ciardi, B., 2007, *ApJ*, 665, 107
- Read J. I., Pontzen A. P., Viel M., 2006, *MNRAS*, 371, 885
- Ricotti M., Gnedin N., Shull J. M., 2001, *ApJ*, 560, 580
- Salvaterra R., Ferrara A., Schneider R., 2004, *New Astron.*, 10, 113
- Santoro F., Shull J. M., 2006, *ApJ*, 643, 26
- Santos M. R., Bromm V., Kamionkowski M., 2002, *MNRAS*, 336, 1082
- Schaerer D., 2002, *A&A*, 382, 28
- Schneider R., Ferrara A., Salvaterra R., Omukai K., Bromm V., 2003, *Nat*, 422, 869
- Schneider R., Omukai K., Inoue A. K., Ferrara A., 2006, *MNRAS*, 369, 1437
- Shapiro P. R., Iliev I. T., Raga A. C., 2004, *MNRAS*, 348, 753
- Shapiro P. R., Kang H., 1987, *ApJ*, 318, 32
- Sheth R. K., Mo H. J., Tormen G., 2001, *MNRAS*, 323, 1
- Shull J. M., McKee C. F., 1979, *ApJ*, 227, 131
- Smith B. D., Sigurdsson S., 2007, *ApJ*, 661, L5
- Spergel D. N., et al. 2003, *ApJS*, 148, 175
- Spergel D. N., et al. 2007, *ApJS*, 170, 377
- Springel V., Hernquist L., 2002, *MNRAS*, 333, 649
- Springel V., Yoshida N., White S. D. M., 2001, *New Astron.*, 6, 79
- Stacy A., Bromm V., 2007, *MNRAS*, 382, 229
- Susa H., 2007, *ApJ*, 659, 908
- Susa H., Umemura M., 2006, *ApJ*, 645, L93
- Tan J. C., McKee C. F., 2004, *ApJ*, 603, 383
- Tegmark M., Silk J., Rees M. J., Blanchard A., Abel T., Palla F., 1997, *ApJ*, 474, 1
- Whalen D., O'Shea B. W., Smidt J., Norman M., 2007, *ApJ*, submitted (astro-ph/0708.1603)
- Wise J. H., Abel T., 2005, *ApJ*, 629, 615
- Wise J. H., Abel T., 2007a, *ApJ*, submitted (astro-ph/0710.4328)
- Wise J. H., Abel T., 2007b, *ApJ*, submitted (astro-ph/0707.2059)
- Wise J. H., Abel T., 2007c, *ApJ*, 665, 899
- Wyithe, J. S. B., Cen, R., 2007, *ApJ*, 659, 890
- Yoshida N., Abel T., Hernquist L., Sugiyama N., 2003, *ApJ*, 592, 645
- Yoshida N., 2006, *New Astron. Rev.*, 50, 19
- Yoshida N., Omukai, K., Hernquist, L., Abel, T., 2006, *ApJ*, 652, 6
- Yoshida N., Oh S. P., Kitayama T., Hernquist L., 2007, *ApJ*, 663, 687