

## ON THE SURVIVAL AND ABUNDANCE OF DISK-DOMINATED GALAXIES

JUN KODA<sup>1</sup>, MILOŠ MILOSAVLJEVIĆ<sup>2</sup>, AND PAUL R. SHAPIRO<sup>2</sup>

*Draft version October 28, 2018*

### ABSTRACT

We study the formation of disk-dominated galaxies in a  $\Lambda$ CDM universe. Their existence is considered to be a challenge for the  $\Lambda$ CDM cosmology, because galaxy mergers isotropize stellar disks and trigger angular momentum transport in gas disks, thus fostering the formation of central stellar spheroids. Here, we postulate that the formation of stellar spheroids from gas-rich disks is controlled by two parameters that characterize galaxy mergers, the mass ratio of merging dark matter halos, and the virial velocity of the larger merging halo. We utilize merger histories generated from realizations of the cosmological density field to calculate the fraction of dark matter halos that have avoided spheroid formation, and compare the derived statistics with the spheroid occupation fractions in surveys of nearby galaxies. We find, for example, that the survival rate of disk-dominated galaxies in  $\Lambda$ CDM is just high enough to explain the observed fractional representation of disk-dominated galaxies in the universe if the only mergers which lead to central spheroid formation are those with mass ratios  $M_2/M_1 > 0.3$  and virial velocities  $V_{\text{vir},1} > 55 \text{ km s}^{-1}$ . We discuss the physical origin of this criterion.

*Subject headings:* cosmology: theory — galaxies: formation — galaxies: spiral

### 1. INTRODUCTION

The existence of disk-dominated galaxies, with little or no bulge, is frequently cited as a challenge to the  $\Lambda$ CDM cosmology (e.g., Kautsch et al. 2006; Kormendy 2007). Apart from the question of whether or not the theory of galaxy formation in  $\Lambda$ CDM can succeed in making these observed rotationally-supported disk galaxies in the first place (D’Onghia & Burkert 2004; Abadi, Navarro, & Steinmetz 2003), the survival of such disks, once formed, is our focus here. The mergers that every galaxy-hosting dark matter halo experiences can trigger angular momentum transport in the interstellar medium of the merger remnant. If a substantial amount of gas is transported into the central kiloparsec of the remnant, the gas can fuel a starburst forming a central stellar system—a “classical” bulge (i.e., self-gravitating, baryon-dominated stellar system supported by random motions rather than rotation). By contrast, “pseudobulges” can also arise in some disk galaxies if they have *not* experienced recent major mergers, by the secular transport of angular momentum (e.g., by galactic bars, Jogee, Scoville, & Kenney 2005). These pseudobulges (sometimes called “disky bulges”) are supported more by rotation than random motion, however (e.g., Kormendy & Kennicutt 2004, and references therein).<sup>3</sup> About one third of all disk galaxies in the local universe do not contain bulges or pseudobulges (Kautsch et al. 2006)<sup>4</sup> and an-

other third contain only pseudobulges. Allen et al. (2006) carried out a Sérsic spheroid and exponential disk decomposition on a large sample of galaxies and find that 30% of exponential disks have small bulge-to-total ratio  $B/T < 0.2$ . Barazza et al. (2007) report that 20% of disk galaxies can be visually classified as bulgeless.<sup>5</sup>

For our purposes here, we shall assume that the survival of disk-dominance means that no classical bulge is formed. Although the precise characteristics of mergers that form classical bulges remain unknown, disk-dominated galaxies must have avoided major mergers during and after formation. Just how large the mass ratio of the merging galactic halos must be in order to induce bulge formation is somewhat uncertain, however. Mergers of similar-mass galaxies have been shown to trigger starbursts and result in elliptical galaxies, by gas dynamical and  $N$ -body simulations for galaxy halo masses  $M \gtrsim 10^{11} M_\odot$ , merging at relative velocities of the order of the virial velocity (Mihos & Hernquist 1996; Cox et al. 2007). In that case, a bulge forms from the momentum-exchange and compression of gas in merger shocks and the outward angular momentum transport induced by merger torques. Pure  $N$ -body simulations of such mergers find that the pre-existing stellar disks are mixed and destroyed (e.g., Naab & Burkert 2003), leaving an elliptical galaxy. For minor mergers,  $N$ -body and gas dynamical simulations with halo masses  $M \gtrsim 10^{11} M_\odot$  indicate that disks survive but bulges can also grow (Mihos & Hernquist 1994; Cox et al. 2007; Eliche-Moral, Balcells, & Aguerri 2006, see also D’Onghia et al. 2006). However pure  $N$ -body simulations of this process find that these bulges are pseudobulge-like (i.e., partially supported by rotation), rather than classical, for mass ratios  $0.1 \lesssim M_2/M_1 \lesssim 0.25$  (Bournaud, Jog, & Combes 2005). Bulge formation by the merging of lower mass ( $V_{\text{max}} \lesssim 70 \text{ km s}^{-1}$ ) and gas-rich galaxies has not yet been simulated.

<sup>1</sup> Department of Physics, University of Texas, 1 University Station C1600, Austin, TX 78712.

<sup>2</sup> Department of Astronomy, University of Texas, 1 University Station C1400, Austin, TX 78712.

<sup>3</sup> Pseudobulges are to a larger degree supported by rotation than classical bulges and can have rotational velocity-to-1D velocity dispersion ratios  $V_{\text{max}}/\sigma > 1$ . Their velocity dispersions are smaller than expected from the Faber-Jackson relation. Pseudobulges tend to have flattened isophotes and surface brightness profiles close to exponential. The classical bulges and pseudobulges can be distinguished from a third class, the boxy or peanut-shaped bulges, which are bars seen edge-on (Bureau & Freeman 1999; Athanassoula 2005).

<sup>4</sup> The classification of galaxies by their bulge content is usually done using simple bulge-disk or concentration models, which may not be accurate in extreme disk-dominated galaxies (e.g., Böker, Stanek, & van der Marel 2003).

<sup>5</sup> Pure disk galaxies also contain nuclear star clusters (e.g., Böker et al. 2002; Walcher et al. 2005) which could be products of secular gas transport (Milosavljević 2004), but these star clusters are tiny by comparison with the bulges described above.

Semianalytic models of galaxy formation (e.g., Kauffmann, White, & Guiderdoni 1993; Baugh, Cole, & Frenk 1996) assume they can track the morphological type of galaxies by converting a disk component into a spheroidal component in mergers with mass ratios  $\mu \equiv M_2/M_1$  greater than some threshold. These models successfully reproduce the distribution of earlier morphological types by tuning the critical mass ratio for disk destruction, and adopting a critical bulge-to-total mass ratio that discriminates broadly between disk and elliptical galaxies. Recent semianalytic models employing merger trees extracted from hydrodynamic  $N$ -body simulations yield a similar result (Maller et al. 2006). However, those studies which focus on the survival of disks generally do not address the abundance of *disk-dominated* galaxies. Existing ab initio cosmological simulations have yielded disks with bulges (e.g., Abadi, Navarro, & Steinmetz 2003), but currently lack the dynamic range to explore a large enough volume to sample the statistics of galaxy morphology while simultaneously resolving the formation and mergers of individual galaxies.

The purpose of this work is to compare the predicted disk survival probabilities during hierarchical merging in a  $\Lambda$ CDM universe with the observed statistics of galaxies at the end of the Hubble sequence. This comparison is then used to place constraints on the physics of bulge-forming mergers. In § 2.1, we discuss the role of mergers in bulge formation. In § 2.2, we describe the effect of cosmic reionization and Jeans-mass filtering on bulge formation. In § 2.3, we present a calculation of bulge formation and disk survival probabilities derived from galactic halo merger trees generated from realizations of cosmological density fields. In § 2.4, we compare observed disk galaxy statistics with these merger tree results and place constraints on the properties of bulge-forming mergers. In § 3, we summarize our main conclusions. Standard cosmological parameters consistent with the *Wilkinson Microwave Anisotropy Probe* (Spergel et al. 2007) are assumed throughout.

## 2. DISK SURVIVAL IN $\Lambda$ CDM COSMOLOGY

### 2.1. Mechanisms for Bulge Formation in Mergers

The merging of gas-rich galaxies fosters bulge formation directly and indirectly. Directly, the time-dependent gravitational potential of the two merging components deflects some of the gas into the center of the merger remnant, where it gets compressed in shocks and fuels a starburst. Indirectly, the gravitational tidal field of the merging components excites nonaxisymmetric perturbations inside the merging galaxies (bars, spirals, etc.) which then torque disk gas into the center of the galaxy (e.g., Combes 1998, and references therein). In the center, again, shocks are ubiquitous and play a role in angular momentum transport. The indirect channel should be important in minor mergers, especially where the smaller galaxy loses its gas to ram pressure stripping in the early stages of the merger.

The strength of direct merger torques is a function of the mass ratio of the host dark matter halos of the merging galaxies,  $\mu \equiv M_2/M_1$ . The strength of nonaxisymmetric distortions in minor mergers with  $\mu \ll 1$  depends nontrivially on the resonance structure of the merging halos and the orbit of the merger (e.g., Goldreich & Tremaine 1980). These cannot be modeled in a general case; therefore, we here consider only the gross properties of the mergers, averaged over the merger orbital parameters and over the properties of merging halos with given masses at a specific redshift.

Efficient transport of angular momentum in perturbed gas disks requires an excitation of nonlinear waves by nonaxisymmetric potential distortions that can give rise to momentum-transporting shocks.<sup>6</sup> The strength of merger shocks is characterized by the Mach number  $\mathcal{M}_{\text{sh}}$ , which is the ratio of the shock velocity  $V_{\text{sh}}$  to the sound speed of the warm neutral gas  $c_s \sim 10 \text{ km s}^{-1}$ . Merger-driven strong shocks are radiative, because the post-shock cooling time is much shorter than the dynamical and sound crossing times of the H I disk. In this limit the shocks are isothermal and the shock compression is  $\sim \mathcal{M}_{\text{sh}}^2$ .

In major mergers, we expect  $V_{\text{sh}} \sim V_{\text{gal}}$ , where  $V_{\text{gal}}$  is the relative velocity of the two galaxies, while in minor mergers  $V_{\text{sh}} \lesssim V_{\text{gal}}$ , although the forcing of the gas can be strong where the gravitational torque is amplified locally by a resonance. In view of these considerations, we postulate that, besides the mass ratio  $\mu$ , the efficiency of gas transport in mergers is controlled by a second parameter, the merger Mach number  $\mathcal{M}_{\text{mer}} \equiv V_{\text{vir},1}/c_s \sim \beta^{-1} V_{\text{gal}}/c_s$ , where  $V_{\text{vir},1}$  is the virial velocity of the larger merging halo, and  $\beta \sim 1$  is a dimensionless ratio of the orbital velocity  $V_{\text{gal}}$  of the two galaxies (i.e., merging dark matter halo centers) at the small radii that are relevant to bulge formation ( $r \sim \text{few kpc}$ ) to the virial velocity  $V_{\text{vir},1}$ .<sup>7</sup>

The relative velocity of gas disks could be smaller than the virial velocity, i.e.,  $\beta < 1$ , if the merger starts affecting the gas only when the distance between the halo centers has become much smaller than the scale radii  $r_s$  in the Navarro, Frenk, & White (1997, NFW) profiles of the two halos. The circular velocity of the NFW dark matter density profile  $\rho \propto (r/r_s)^{-1}(1+r/r_s)^{-2}$  at small radii  $r \ll r_s$  equals  $V_{\text{circ}} \approx 1.3 V_{\text{vir}}(r/r_s)^{1/2}$ , where the factor 1.3 is for halo concentrations  $c \equiv r_{200}/r_s = 10$ . The factor depends only weakly on  $c$ ; it is only slightly smaller ( $\approx 1.1$ ) for  $c = 5$ . The circular velocity  $V_{\text{circ}}$  reaches its maximum at  $r \approx 2.2 r_s$ . The scale radius equals

$$r_s = 75 \text{ kpc } c^{-1} \left( \frac{M}{10^{11} M_{\odot}} \right)^{1/3} [\Omega_m(1+z)^3 + \Omega_{\Lambda}]^{-1/3} h^{-2/3}. \quad (1)$$

With this we find that

$$\beta \approx (0.42 + 0.08 z) \left( \frac{c}{10} \right)^{1/2} \left( \frac{r}{1 \text{ kpc}} \right)^{1/2} \left( \frac{M}{10^{11} M_{\odot}} \right)^{-1/6}, \quad (2)$$

implying that at low redshifts, the relative orbital velocity of the galaxy centers could be half the virial velocity of the larger merging halo when the separation is  $r \sim 1 \text{ kpc}$ .

We emphasize, however, that in minor mergers, one must not attempt to identify  $\mathcal{M}_{\text{sh}}$  directly with  $\beta \mathcal{M}_{\text{mer}}$ , because while  $\mathcal{M}_{\text{mer}} \gg 1$  in all cases of interest, the shock Mach number, which reflects the velocity of secondary gas flows in a perturbed merging system, can well be close to or below unity, implying a regime in which angular momentum transport is inefficient. The true condition for bulge formation triggering could be  $\mu(\beta \mathcal{M}_{\text{mer}})^{\alpha} \geq f_{\text{crit}}$ , where  $f_{\text{crit}}$  is a threshold and  $\alpha$  is a power, e.g.,  $\alpha = 1$  (the ‘‘linear hypothesis’’) and  $\alpha = 2$  (the ‘‘compression ratio hypothesis’’).

<sup>6</sup> For angular momentum transport by spiral shocks, see, e.g., Rozyczka & Spruit (1993), Savonije et al. (1994), and Goodman & Rafikov (2001).

<sup>7</sup> Here and throughout the letter,  $V_{\text{vir}} \equiv (GM_{200}/r_{200})^{1/2}$ , where  $M_{200}$  is the mass inside a sphere with radius  $r_{200}$  centered on the halo within which the mean density equals 200 times the critical density of the universe.

An important distinct possibility is that in which bulge formation is driven *cumulatively*, rather than induced in a single merger (Bournaud et al. 2007). The central density of gas in the disk of a late-type disk galaxy could increase gradually due to slow, continuous radial gas inflow. Evidence for such inflow can be found in the “central light excess” (above the exponential law) in pure disk galaxies (e.g., Böker, Stanek, & van der Marel 2003). The inflow could be excited by perturbations associated with minor mergers. Through their differential gravitational perturbations, many consecutive minor mergers can induce a slow, secular drift in the angular momentum distribution of the disk fluid, which could lead to central accumulation without leaving any characteristic signatures of merger-driven evolution (dynamically hot stellar components, etc.). The inflow could also be driven by nongravitational processes, such as the magnetorotational instability in the gas disk (Milosavljević 2004, see also, e.g., Piontek & Ostriker 2004). The resulting increase of the central surface density brings the galaxy closer to the threshold for gravitational instability. The bulge or pseudobulge formation-triggering merger then must only nudge the galaxy over the threshold for, e.g., nuclear bar formation, where the galaxy is already marginally unstable.

For systems which are gas-poor, collisionless mergers of stars can result in an elliptical galaxy or a classical bulge, if and only if the  $\mu$  is sufficiently large (e.g., Naab & Burkert 2003; Bournaud, Jog, & Combes 2005). This bulge formation can be characterized by merger ratio  $\mu$ , but it is independent of  $V_{\text{vir},1}$  because the gravitational dynamics without gas is scale free. However, there will still be a dependence on  $V_{\text{vir},1}$  through the requirement that the galaxies *prior* to their merger were able to form long-lived (i.e. low-mass) stars (see below).

## 2.2. The Critical Virial Velocity for Bulge Formation after Reionization and Jeans-Mass Filtering

In order for the merger of two halos to have produced a bulge, the halos must have contained a substantial amount of gas, or else stars already formed from collapsed gas. The gas content of small-mass halos, however, was affected by the reheating of the intergalactic medium (IGM) out of which the gas inside those halos collapsed, by cosmic reionization, a phenomenon known as Jeans-mass filtering (Shapiro et al. 1994). The gas pressure of the reheated intergalactic medium competes with gravitational instability, in that case, to suppress structure formation in those baryons which would otherwise have formed galaxies with virial velocity below some threshold. The Jeans length in the IGM for a gas photoheated to  $\sim 10^4$  K corresponds to a halo mass after collapse and virialization for which the circular velocity is

$$V_{\text{circ}} = 55 (T_{\text{IGM}}/10^4 \text{ K})^{1/2} \text{ km s}^{-1} \quad (3)$$

(Iliev et al. 2007). The actual threshold virial velocity is uncertain, because one must account for the time-dependent growth of fluctuations in an evolving background and because the formation of dark matter halos affects the baryons in a nonlinear way. Estimates of the value of the velocity threshold which results range from about 30 to 80 km s<sup>-1</sup> (Efstathiou 1992; Thoul & Weinberg 1996; Navarro & Steinmetz 1997; Kitayama & Ikeuchi 2000). Whatever the precise value should be, this would impose a lower limit to the critical virial velocity of merging halos capable of producing a bulge, as described above, i.e.,  $V_{\text{crit,min}} \sim 30 - 80 \text{ km s}^{-1}$ .

Since the virial velocity threshold which results from Jeans-mass filtering depends primarily on the temperature, other sources of IGM heating could have a similar effect. The supernova explosions associated with massive star formation, for example, could also heat the intergalactic gas. Such feedback could also have unbound the interstellar gas from the galaxies which formed these stars, if the galaxy virial velocities were small enough.

## 2.3. Merger Histories of Low-Mass Galaxies

To explore the sensitivity of the fractional abundance of disk-dominated galaxies produced during structure formation to the critical values of  $\mu$  and  $V_{\text{vir},1}$ , and thus to place constraints on the values of these two parameters that are compatible with the observed statistics, we generate merger histories of low-mass, disk-galaxy hosting halos and study disk survival in this population of halos. We utilize those merger histories to calculate the abundance of disk-dominated galaxies as a function of  $\mu_{\text{crit}}$  and  $V_{\text{vir,crit}}$ . We compare the resulting abundances with the incidence of late-type galaxies in the *Tully Galaxy Catalog* (§ 2.4).

The merger histories are generated from the nonlinear evolution of the initial, linearly perturbed cosmological density field using the publicly-available Lagrangian perturbation code PINOCCHIO (Monaco et al. 2002). The code generates a Gaussian-random field on a cubic mesh, distributes particles on the mesh, and determines the collapse time of each particle using an ellipsoidal collapse criterion. The “collapsed” particles are moved by Lagrangian perturbation theory and related to virialized objects, which are the dark matter halos, by a linking criterion. We employed  $512^3$  particles with cosmological parameters  $\Omega_m = 0.24$ ,  $\Omega_\Lambda = 0.76$ ,  $\sigma_8 = 0.74$ , and  $h = 0.73$ , in a cubical box with 50 comoving Mpc on a side. The mass of an individual particle was  $m_{\text{part}} = 3.3 \times 10^7 M_\odot$ , and halos with more than 10 particles were selected for inclusion in the merger tree. For a given redshift, PINOCCHIO provides a list of all of the halos with mass  $M > 10 m_{\text{part}}$  which formed inside the comoving box at this or any *earlier* redshift, and a complete list of their merger events. Each merger event is characterized by the merger redshift and the masses of the halos participating in the merger.

We compute the fraction of halos containing disk-dominated galaxies as a function of the threshold for spheroid formation that is parametrized by the critical mass ratio  $\mu$  and critical virial velocity  $V_{\text{vir},1}$  of the larger halo at the time of each merger. Specifically, we assume that a merger with  $\mu > \mu_{\text{crit}}$  will create a central stellar spheroid if the halo has a virial velocity  $V_{\text{vir},1} > V_{\text{vir,crit}}$ . We follow the most massive progenitor branch of the merger history of each halo and identify the resulting  $z = 0$  halo as containing a disk-dominated galaxy if no spheroid has yet formed in the halo based on the defined criterion.

There are rare cases in which a progenitor mass is so small at high redshift that bulge-forming mergers are not resolved by our numerical results. We have estimated the number of such cases and confirmed that it is negligible. For  $1/10 < \mu_{\text{crit}} < 1/3$ , the fraction of current halos in the mass range we will describe below, in which bulge-forming mergers occur with a halo containing less than 50 particles is less than 3%. For  $\mu_{\text{crit}} = 1/2$ , the fraction increases to 8%, but the total mass of the merger remnant is small for those mergers with  $\mu > 1/2$ . If the smaller halo contains 50 particles, the merger remnant with  $\mu > 1/2$  has at most 150 particles, which is ten times smaller than  $M_{\text{min}}$ , the minimum mass of interest for our

comparisons with present-day galaxies.

We consider halos with present masses in the range  $M_{\min} < M < M_{\max}$ , where  $M_{\min} = 5 \times 10^{10} M_{\odot}$  (corresponding to  $V_{\text{vir},\min} \approx 60 \text{ km s}^{-1}$ ) and  $M_{\max} = 10^{12} M_{\odot}$  (corresponding to  $V_{\text{vir},\max} \approx 160 \text{ km s}^{-1}$ ); the resulting galaxy statistics are compared with the observed galaxy statistics in the same approximate mass range. [Since the halo mass and the maximum circular velocity of the galaxy disk are not known for most of the galaxies in each observed sample, we use the Tully-Fisher relation to estimate halo masses for the observed galaxies.] The present total number density of halos in the above range is  $0.021 \text{ Mpc}^{-3}$ . Disk-dominated galaxy abundances thus calculated will not be strongly dependent on the specific choice of  $M_{\max}$  because halos with masses  $M < M_{\max}$  dominate the number density of halos in the universe today. However, the abundances will be sensitive to  $M_{\min}$ . In §2.4, we explore the sensitivity to the choice of  $M_{\min}$ . An approach more accurate than the one employed here would dispense with  $M_{\min}$  and would consider halos of all masses and then match the fractional disk and irregular galaxy abundances as a function of halo mass.

We ignore the finite duration of the merger, which is the time elapsed between the halo contact and the final bulge formation. Indeed, the delay accounting for a finite merger duration will affect only the low-redshift, disk-destroying mergers which are in the minority ( $z < 1$ , Fig. 4). The dynamical friction time scale was recently calibrated in  $N$ -body simulations (Jiang et al. 2007),

$$t_{\text{dyn}} = \frac{0.94\epsilon^{0.60} + 0.60}{0.86} \frac{1}{\mu \ln(1 + \mu^{-1})} \frac{r_{\text{vir}}}{V_{\text{circ}}}, \quad (4)$$

where  $\epsilon$  is the circularity parameter. Setting  $\epsilon = 0.5$  and  $V_{\text{circ}} = V_{200}$ , this simplifies to

$$t_{\text{dyn}} \sim \frac{0.14}{\mu} \frac{1}{\ln(1 + \mu^{-1})} H(z)^{-1}, \quad (5)$$

where  $H(z)^{-1}$  is the Hubble time at halo merger. If a pair of halos with mass ratio  $\mu > 0.1$  merges before  $z = 1$ , the galaxies in the halos merge by  $z = 0$ . In the halo mass range corresponding to disk-dominated galaxy hosts, the present fraction of mergers in progress is only  $\lesssim 5\%$  for mass ratios  $\mu > 0.2$  and  $\lesssim 10\%$  for  $\mu > 0.1$ .

#### 2.4. Results

Figure 1 shows the fraction of galaxies without classical bulge as a function of the bulge formation criterion ( $V_{\text{vir},\text{crit}}, \mu_{\text{crit}}$ ), which is the result of the model described in § 2.3. In order to compare these theoretical contours with the observed abundance of disk-dominated galaxies, we select 2281 galaxies in the nearby universe from the *Tully Galaxy Catalog*<sup>8</sup> that have blue magnitudes in the range  $-20 < M_B < -17$  and are located at distances  $D < 20 h^{-1} \text{ Mpc}$  at which the catalog is reasonably complete. This luminosity range is chosen to render the number density of galaxies equal to the density  $0.021 \text{ Mpc}^{-3}$  of halos that we synthesize (see § 2.3). The corresponding circular velocity range calculated from the Tully-Fisher relation (e.g., Kannappan, Fabricant, & Franx 2002) is  $60 \text{ km s}^{-1} < V_c < 160 \text{ km s}^{-1}$ . This range is consistent with the range of virial velocities in our theoretical halo sample, which is a self-consistency check of our association

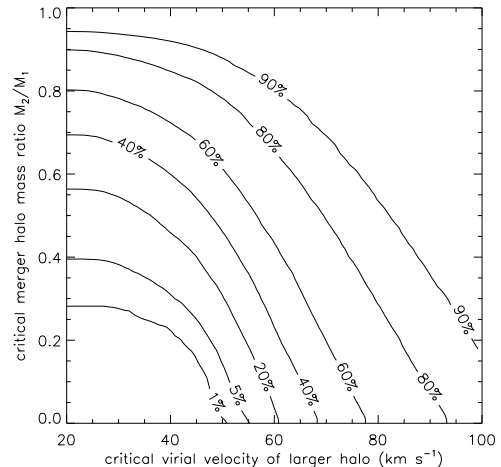


FIG. 1.— The fraction of disk-dominated galaxies (galaxies without classical bulges) that results from bulge formation criteria ( $V_{\text{vir},\text{crit}}, \mu_{\text{crit}}$ ) characterized by the critical merger mass ratio,  $\mu_{\text{crit}}$ , and the critical virial velocity of the larger halo at merger,  $V_{\text{vir},\text{crit}}$ .

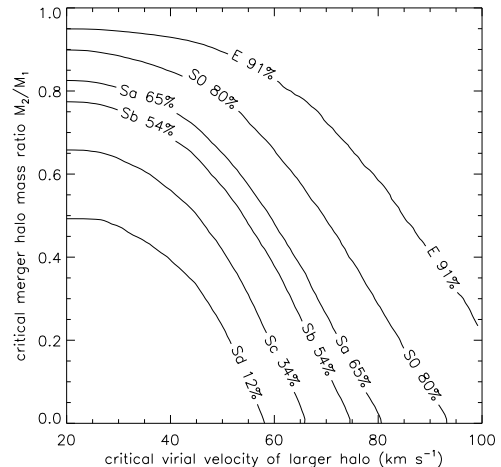


FIG. 2.— Same as in Fig. 1, but the contours are labeled by the cumulative fraction of morphological types in the Tully sample of galaxies. Assuming that the type Sc and later do not contain classical bulges, the formation criteria along the Sc contour are compatible with the observed fraction of disk-dominated galaxies in the sample.

of galaxies with dark matter halos in our numerical halo catalog for  $\Lambda$ CDM.

The assumption that the Tully-Fisher relation can be used to relate the luminosities of galaxies in the Tully catalog to their halo virial velocities (and, hence, to their masses,  $M_{200}$ ) works best for the spiral galaxies but is less certain for the elliptical and S0 galaxies. The Tully-Fisher relation for S0 galaxies is shifted to lower luminosity by about  $M_B \sim +1.5$  for each  $V_{\text{max}}$ , and the scatter is larger compared to spirals (Bedregal et al. 2006). This estimate is uncertain because the Tully-Fisher relation or virial mass-to-light ratio is unknown for S0s at small mass near  $M_{\min}$ . The virial mass-to-light ratio for elliptical galaxies could be a factor of 10 larger relative to spirals in the

<sup>8</sup> [http://haydenplanetarium.org/universe/duguide/exgg\\_tully.php](http://haydenplanetarium.org/universe/duguide/exgg_tully.php)

*B*-band (Hoekstra et al. 2005; Guzik & Seljak 2002). If we shift the luminosity range of the subsample that corresponds to  $M_{\min} < M < M_{\max}$  by +5 mag for ellipticals and +1.5 mag for S0s, respectively, then all the ellipticals will be removed (i.e.,  $M > M_{\max}$ ) and the number of S0s will increase by 30%, but the sum of E and S0 will only decrease from 25% to 20%, and the Sc contour move from 34% to 36%. Hence, uncertainties regarding the virial velocities of the ellipticals and S0s in the sample do not significantly affect our determination of the disk-dominated portion.

Figure 2 is the same as Figure 1; it shows the fraction of disk-dominated galaxies for various bulge formation criteria. Each pair of morphological type and fraction printed on the contour indicates that that morphological type and later types occupy the corresponding fraction in the subsample of the *Tully* catalog. If we choose to assume that a particular morphological type (e.g., Sd, Sc, or Sb) and all later morphological types are disk-dominated galaxies, while the earlier morphological types are galaxies with classical bulges, then the fraction of disk-dominated galaxies in the subsample is explained by the parameters  $(V_{\text{vir,crit}}, \mu_{\text{crit}})$  along the contour labeled by the chosen transitional morphological type. The classification by morphological type does not precisely separate galaxies that have classical bulges from those that do not; nevertheless we assume that Sc and later type galaxies are either bulgeless or have pseudobulges, while Sbc and earlier types contain classical bulges. Assuming this correspondence, the contour “Sc” in the figure shows the parameter space locus yielding the abundance of galaxies without classical bulges.

While the criterion for the survival in mergers of a given morphological type must lie on the appropriate contour, from the statistics alone it cannot be determined which specific value of  $(\mu_{\text{crit}}, V_{\text{vir,crit}})$  along the contour is the true physical criterion for bulge formation. For example, the observed abundance of disk-dominated galaxies is consistent with the hypothesis that mergers with  $\mu > 0.3$  in halos with  $V_{\text{vir},1} > 55 \text{ km s}^{-1}$  create classical bulges, while mergers that do not satisfy these criteria do not. This hypothesis is not unique; a somewhat larger  $\mu_{\text{crit}}$  and somewhat smaller  $V_{\text{vir,crit}}$ , and vice versa, would be equally plausible on the basis of the statistics alone. Were the critical velocity for bulge formation above  $\sim 65 \text{ km s}^{-1}$ , however, then the relative abundance of disk-dominated galaxies would be greater than observed for all mass ratios  $\mu$ . In that case, there would be too few galaxies with bulges relative to their observed abundance. A similar upper limit to  $V_{\text{vir,crit}}$  results from the fact that classical bulges are unlikely to form from mergers that are too minor. If  $V_{\text{vir,crit}} \sim 65$ , mergers only produce enough disk-dominated galaxies if  $\mu_{\text{crit}} \ll 1$ , which may be implausibly small. On the other hand, the critical virial velocity cannot be much less than the minimum value imposed by Jeans-mass filtering discussed in §2.2. This means that  $V_{\text{vir,crit}}$  cannot be much less than  $\sim 60 \text{ km s}^{-1}$ , either. To identify the true, unique criterion for bulge formation, one must resort to physical insight to exclude implausible, extreme criteria that are still allowed by the statistics.

If we assume that  $\mu_{\text{crit}}$  lies between 0.4 and 0.2, then the critical merger Mach number  $\mathcal{M}_{\text{mer,crit}} \equiv V_{\text{vir,crit}}/(10 \text{ km s}^{-1})$  lies between 5 and 6. When the two halo centers have approached to within kiloparsecs of each other, the true Mach number of the gravitational perturbation will be reduced by the value of  $\beta \sim \frac{1}{2}$ . Therefore, the question of the physical plausibility of the criterion can be rephrased: In view

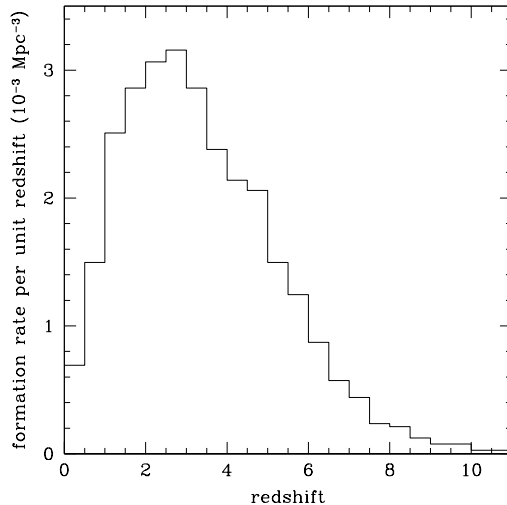


FIG. 3.— The redshift distribution of first mergers that create classical bulges. We assumed  $\mu_{\text{crit}} = 0.3$  and  $V_{\text{vir,crit}} = 55 \text{ km s}^{-1}$  as the critical parameters for parameters of bulge formation, which is consistent with the abundance of disk-dominated galaxies in the local universe (see Fig. 2).

of the gravitational hydrodynamics of the gas disks in merging galaxies, is it physically plausible that a merger with  $\mu \sim 0.2-0.4$  and  $\mathcal{M}_{\text{mer}} \sim 5-6$  does not trigger bulge formation, but a merger with a larger  $\mu \mathcal{M}_{\text{mer}}^\alpha$  does lead to central gas inflow and bulge formation? For the ad hoc choice  $\alpha = 1$  and assuming  $\beta \sim \frac{1}{2}$ , this yields a criterion  $\mu_{\text{crit}}(\beta \mathcal{M}_{\text{vir,crit}})^\alpha \equiv f_{\text{crit}} \sim 0.6-1$ .

The Kautsch et al. (2006) sample of edge-on disk galaxies gives a similar disk-dominated galaxy fraction. If we assume the same additional fraction of early-type galaxies as in the *Tully* subsample, the fraction of Sd is 11% and the fraction of Sc or later is 45%.

To test the dependence on mass cutoff  $M_{\min}$ , we vary this parameter from the fiducial cutoff at  $5 \times 10^{10} M_\odot$  to a lower cutoff at  $3.2 \times 10^{10} M_\odot$ . The number density of halos increases by 50% to  $0.034 \text{ Mpc}^{-3}$ . To compensate for the change in the number density of galaxies, we move the lower luminosity cutoff for selection from the *Tully* sample to  $M_B < -15.5$ . The observed fraction of disk-dominated galaxies (Sc or later morphological type) remains unchanged at  $\approx 33\%$ , but the contours representing the bulge formation criterion move by about 10% toward lower critical virial velocities. This is because mergers with a fixed mass ratio  $\mu$  tend to occur at smaller  $V_{\text{vir},1}$  in smaller halos. The criterion, e.g., with  $(\mu_{\text{crit}}, V_{\text{vir,crit}}) = (\frac{1}{4}, 57 \text{ km s}^{-1})$  on the Sc contour in Figure 2 shifts only a small amount, to  $(\frac{1}{4}, 50 \text{ km s}^{-1})$ , as the mass cutoff is lowered to  $3.2 \times 10^{10} M_\odot$ . Any lower cutoffs than this are not appropriate, because at luminosities  $M_B \lesssim -15$ , disk galaxies give way to irregulars as the most common galaxy type (e.g., Binggeli, Sandage, & Tammann 1988).

In Figure 3, we plot the redshift distribution of the earliest bulge-forming mergers of  $z = 0$  halos for  $\mu_{\text{crit}} = 0.3$  and  $V_{\text{vir,crit}} = 55 \text{ km s}^{-1}$ . The distribution is insensitive to the choices of  $\mu_{\text{crit}}$  and  $V_{\text{vir,crit}}$ , as long as the two parameters remain on the same contour in Figure 2. This shows that bulge-forming mergers generally took place long after reionization was completed (i.e.,  $z_{\text{rei}} \gtrsim 6$ ). Moreover, the typ-

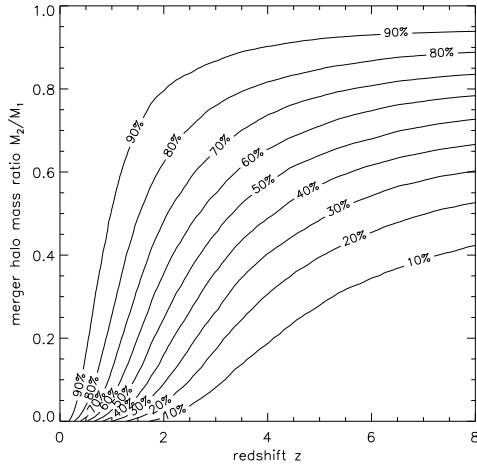


FIG. 4.— Fraction of halos that have not experienced a merger with mass ratio  $M_2/M_1$  or larger since redshift  $z$ .

ical collapse epoch for these merging halos was at  $z < 6$  (Shapiro & Iliev 2002), so their star formation was also post-reionization. Hence the lower limit to  $V_{\text{vir,crit}}$  imposed by Jeans-mass filtering is applicable.

In Figure 4, we plot the fraction of halos that have experienced a bulge-forming merger after redshift  $z$ . The figure shows that 60% of the halos with masses in the range  $(0.5 - 10) \times 10^{11} M_{\odot}$  have not experienced mergers with  $\mu \gtrsim 0.05$  after  $z = 1$ , and 30% have not experienced mergers with  $\mu > 0.1$  after  $z = 2$ . Toth & Ostriker (1992) placed constraints on the mergers that could have taken place during the lifetime of a galactic disk by quantifying the role of mergers in the heating and thickening of the Milky Way’s disk. The Galaxy could not have accreted more than 5% of its present mass during the past 5 Gyr, they found. Subsequent work refined the estimates of disk heating, resulting in less stringent constraints on the merger history (e.g., Velazquez & White 1999;

Benson et al. 2004). Kauffmann & White (1993) generated merger histories of Milky Way-sized halos using the Press-Schechter excursion set theory and found that in an open universe with  $\Omega_m = 0.2$  and  $\Omega_{\Lambda} = 0$ , the abundance of disks is consistent with the Toth-Ostriker constraint. We considered halos with masses smaller than that of the Milky Way, which in the standard  $\Lambda$ CDM universe merge less frequently (70% have had no merger with  $\mu > 0.05$ , and 80% have had no merger with  $\mu > 0.1$  since  $z = 1$ ) than the halos in earlier studies (30% for  $\mu > 0.05$  and 50% for  $\mu > 0.1$  in Kauffmann & White 1993).

### 3. CONCLUSIONS

In order to explain the observed space density and fraction of disk-dominated galaxies within the  $\Lambda$ CDM cosmology, we propose a bulge-forming criterion such that only those halo mergers with mass ratio greater than  $\mu_{\text{crit}} \sim 0.3$  and halo virial velocity (of the larger halo) above  $V_{\text{vir,crit}} \sim 55 \text{ km s}^{-1}$  formed classical bulges, while other mergers did not. This criterion has some degeneracy between  $\mu_{\text{crit}}$  and  $V_{\text{vir,crit}}$ , but  $V_{\text{vir,crit}}$  cannot be larger than about  $65 \text{ km s}^{-1}$  without under-producing the galaxy fraction with bulges, or much smaller than  $\sim 60 \text{ km s}^{-1}$  since Jeans-mass filtering after reionization inhibits such small-mass halos from acquiring and retaining baryons or forming stars. This bulge-forming criterion also gives a reasonable dimensionless condition,  $\mu_{\text{crit}} \beta M_{\text{mer,crit}} \sim 1$ , for the impact of merger on the gas disk from the point of view of angular momentum transport. The validity of this bulge formation criterion needs to be confirmed by further analytic calculation or hydrodynamical simulations of mergers in the halo mass range  $V_{\text{vir,crit}} \sim 60 \text{ km s}^{-1}$ .

We would like to thank Shardha Jogee for detailed comments, and John Kormendy for inspiring and illuminating discussions. This work was supported in part by NSF grant AST-0708795 to MM, and NASA ATP grants NNG04G177G and NNX07AH09G and NSF grant AST-0708176 to PRS.

### REFERENCES

- Abadi, M. G., Navarro, J. F., Steinmetz, M., & Eke, V. R. 2003, *ApJ*, 591, 499
- Allen, P. D., Driver, S. P., Graham, A. W., Cameron, E., Liske, J., & Proprius, R. 2006, *MNRAS*, 371, 2
- Athanassoula, E. 2005, *MNRAS*, 358, 1477
- Barazza, F. D., Jogee, S., & Marinova, I. 2007, *ApJ*, submitted
- Baugh, C. M., Cole, S., & Frenk, C. S. 1996, *MNRAS*, 283, 1361
- Bedregal, A. G., Aragón-Salamanca, A., & Merrifield, M. R. 2006, *MNRAS*, 373, 1125
- Benson, A. J., Lacey, C. G., Frenk, C. S., Baugh, C. M., & Cole, S. 2004, *MNRAS*, 351, 1215
- Binggeli, B., Sandage, A., & Tammann, G. A. 1988, *ARA&A*, 26, 509
- Böker, T., Laine, S., van der Marel, R. P., Sarzi, M., Rix, H.-W., Ho, L. C., & Shields, J. C. 2002, *AJ*, 123, 1389
- Böker, T., Stanek, R., & van der Marel, R. P. 2003, *AJ*, 125, 1073
- Bournaud, F., Jog, C. J., & Combes, F. 2005, *A&A*, 437, 69
- Bournaud, F., Jog, C. J., & Combes, F. 2007, preprint (arXiv:0709.3439)
- Bureau, M., & Freeman, K. C. 1999, *AJ*, 118, 126
- Combes, F. 1998, *Starbursts: Triggers, Nature, and Evolution*, Les Houches School, 175
- Cox, T. J., Jonsson, P., Somerville, R. S., Primack, J. R., & Dekel, A. 2007, preprint (arXiv:0709.3511)
- D’Onghia, E., & Burkert, A. 2004, *ApJ*, 612, L13
- D’Onghia, E., Burkert, A., Murante, G., & Khochfar, S. 2006, *MNRAS*, 372, 1525
- Efstathiou, G. 1992, *MNRAS*, 256, 43P
- Goodman, J., & Rafikov, R. R. 2001, *ApJ*, 552, 793
- Goldreich, P., & Tremaine, S. 1980, *ApJ*, 241, 425
- Guzik, J., & Seljak, U. 2002, *MNRAS*, 335, 311
- Eliche-Moral, M. C., Balcells, M., Aguerrí, J. A. L., & González-García, A. C. 2006, *A&A*, 457, 91
- Hoekstra, H., Hsieh, B. C., Yee, H. K. C., Lin, H., & Gladders, M. D. 2005, *ApJ*, 635, 73
- Iliev, I. T., Mellema, G., Shapiro, P. R., & Pen, U.-L. 2007, *MNRAS*, 376, 534
- Jiang, C. Y., Jing, Y. P., Faltenbacher, A., Lin, W. P., & Li, C. 2007, preprint (arXiv:0707.2628)
- Jogee, S., Scoville, N., & Kenney, J. D. P. 2005, *ApJ*, 630, 837
- Kannappan, S. J., Fabricant, D. G., & Franx, M. 2002, *AJ*, 123, 2358
- Kauffmann, G., & White, S. D. M. 1993, *MNRAS*, 261, 921
- Kauffmann, G., White, S. D. M., & Guiderdoni, B. 1993, *MNRAS*, 264, 201
- Kautsch, S. J., Grebel, E. K., Barazza, F. D., & Gallagher, J. S., III 2006, *A&A*, 445, 765
- Kormendy, J., & Kennicutt, R. C., Jr. 2004, *ARA&A*, 42, 603
- Kormendy, J. 2007, preprint (arXiv:0708.2104)
- Kitayama, T., & Ikeuchi, S. 2000, *ApJ*, 529, 615
- Maller, A. H., Katz, N., Kereš, D., Davé, R., & Weinberg, D. H. 2006, *ApJ*, 647, 763
- Mihos, J. C., & Hernquist, L. 1994, *ApJ*, 425, L13
- Mihos, J. C., & Hernquist, L. 1996, *ApJ*, 464, 641

- Milosavljević, M. 2004, ApJ, 605, L13  
Monaco, P., Theuns, T., & Taffoni, G. 2002, MNRAS, 331, 587  
Naab, T., & Burkert, A. 2003, ApJ, 597, 893  
Navarro, J. F., Frenk, C. S., & White, S. D. M. 1997, ApJ, 490, 493  
Navarro, J. F., & Steinmetz, M. 1997, ApJ, 478, 13  
Piontek, R. A., & Ostriker, E. C. 2004, ApJ, 601, 905  
Rozyczka, M., & Spruit, H. C. 1993, ApJ, 417, 677  
Savonije, G. J., Papaloizou, J. C. B., & Lin, D. N. C. 1994, MNRAS, 268, 13  
Shapiro, P. R., Giroux, M. L., & Babul, A. 1994, ApJ, 427, 25  
Shapiro, P. R., & Iliev, I. T. 2002, ApJ, 565, L1  
Spergel, D. N., et al. 2007, ApJS, 170, 377  
Thoul, A. A., & Weinberg, D. H. 1996, ApJ, 465, 608  
Toth, G., & Ostriker, J. P. 1992, ApJ, 389, 5  
Velazquez, H., & White, S. D. M. 1999, MNRAS, 304, 254  
Walcher, C. J., et al. 2005, ApJ, 618, 237