

# A System for Distributed Mechanisms: Design, Implementation and Applications

Krzysztof R. Apt<sup>\*†</sup>, Farhad Arbab<sup>\*‡</sup> and Huiye Ma<sup>§</sup>

May 29, 2022

## Abstract

We describe here a structured system for distributed mechanism design appropriate for both Intranet and Internet applications. In our approach the players dynamically form a network in which they know neither their neighbours nor the size of the network and interact to jointly take decisions. The only assumption concerning the underlying communication layer is that for each pair of processes there is a path of neighbours connecting them. This allows us to deal with arbitrary network topologies.

We also discuss the implementation of this system which consists of a sequence of layers. The lower layers deal with the operations that implement the basic primitives of distributed computing, namely low level communication and distributed termination, while the upper layers use these primitives to implement high level communication among players, including broadcasting and multicasting, and distributed decision making. This yields a highly flexible distributed system whose specific applications are realized as instances of its top layer. This design is implemented in Java.

The system supports at various levels fault-tolerance and includes a provision for distributed policing the purpose of which is to exclude ‘dishonest’ players. Also, it can be used for repeated creation of dynamically formed networks of players interested in a joint decision making implemented by means of a tax-based mechanism. We illustrate its flexibility by discussing a number of implemented examples.<sup>1</sup>

## 1 Introduction

### 1.1 Background and motivation

Mechanism design is one of the important areas of economics. To quote from [21], it deals with the problem of ‘how to arrange our economic interactions so that, when everyone behaves in a self-interested manner, the result is something we all like.’ So these

---

<sup>\*</sup>CWI, Science Park 123, 1098 XG Amsterdam, The Netherlands

<sup>†</sup>University of Amsterdam

<sup>‡</sup>University of Leiden

<sup>§</sup>Technical University of Eindhoven

<sup>1</sup>Initial, short version of this paper appeared as [2].

interactions are supposed to yield desired social decisions when each agent is interested in maximizing only his own utility.

The traditional approaches rely on the existence of a central authority who collects the information from the players, computes the decision and informs the players about the outcome and their taxes. The increasing reliance on decision making carried out through Internet leads to a natural need for distributed solutions that do not rely on any central authority. But how to translate such real-world considerations into design and implementation that can be used in practice?

This question was recently addressed in a series of papers on distributed mechanism design. In this setting no central authority exists and the decisions are taken by the players themselves. The challenge here is to appropriately combine the techniques of distributed computing with those that deal with the matters specific to mechanism design, notably rationality (i.e., appropriately defined self-interest) and truth-telling (i.e., incentive compatibility).

However, to properly implement decision making in the context of the Internet one needs to address other issues, as well. First of all, one should provide an *open system* that can deal with the initially unknown number of interested users. Second, one should support *connectivity* between the users who can dynamically join the system. Further, one should be able to cope with unreliable (hacked or faulty software or hardware in) user devices that can lead to system failures. Also, it is desirable to provide ways of dealing with the dishonest users, such as their identification and possible exclusion. These additional issues have been hardly considered in the papers of distributed mechanism design. In this paper we discuss a system for distributed mechanism design that addresses all these issues and that can be readily used both in the Intranet and the Internet setting.

## 1.2 Related work

A number of recent papers deal with different aspects of distributed computing in connection with game theory and mechanism design.

Among them, some focus on complexity such as communication complexity. Some target computation/communication/incentive compatibility and eventually faithful implementation. Others try to build a secure computation in a distributed system. More recently, there has been a series of work on distributed constraint optimization and partial centralized techniques.

The authors of [13] focused on message communication by players in a distributed game. However, they assume that there is a center to which every player is directly connected. An influential paper [8] introduced the notion of distributed algorithmic mechanism design emphasizing the issues of computational complexity and incentive compatibility in distributed computing. Next, [15] studied the distributed implementations of the Vickrey-Clarke-Groves (in short VCG) mechanism. However, in their approach there is still a center that is ultimately responsible for selecting and enforcing the outcome.

The authors of [20] considered the problem of creating distributed system specifications that will be faithfully implemented in networks with rational (i.e., self-interested) nodes so that no node will choose to deviate from the specification. They used interdomain routing as an example and suggested ways to detect when nodes deviate from their specified

communication. In turn, [9] proposed in the context of secure computation a stronger form of computation in that it solely depends on players' rationality instead of their honesty.

Researchers of [18] introduced the first distributed implementation of the VCG mechanism. The only central authority required was a bank that is in charge of the computation of taxes. The authors also discussed a method to redistribute some of the VCG payments back to players. This paper is most closely related to our work and we discuss it more fully in the next subsection. Finally, [17] proposed a new partial centralization technique, PC-DPOP, based on the DPOP algorithm of [16]. PC-DPOP provides a better control over what parts of the problem are centralized and allows this centralization to be optimal with respect to the chosen communication structure.

### 1.3 Contributions

In this paper we propose a platform for distributed mechanism design that can be readily used both in the context of the Intranet and Internet and customized to specific purposes. Also it can be used for a repeated distributed decision making process, each round involving a different group of interested players.

Our platform supports the distributed implementation of the large class of tax-based mechanisms that implement the decisions either in dominant strategies or in an ex post Nash equilibrium (see, e.g., [11]). This aspect of our work is closest to [18] whose approach is based on distributed constraint programming. In contrast, our approach builds upon a very general view of distributed programming, an area that developed a variety of techniques appropriate for the problem at hand and that is more appropriate for Internet applications.

The main conceptual difference between our work and [18] is that we propose a more generic design that consists of a sequence of layers by means of which secure communication in arbitrary network topologies including ring, tree, forest, and graph can be supported and on top of which a larger range of mechanisms can be run. In contrast, in [18], a player is randomly chosen and the players are organized in a tree with the chosen player at its root. This allows one to minimize the number of messages needed to compute the decision and the taxes but makes the chosen player a vulnerable part of the system.

To support the Internet-based applications we ensure connectivity between the players by means of a **backbone** of interconnected gateways and **local registries**. The dynamic network creation is realized by means of players' **registration** in their local registries. This allows us to support the open system aspect of the platform by allowing the presence of initially unknown number of interested players.

To realize concrete applications we only need to provide a backbone of local registries and select specific registration schemes for participating in the mechanism. The former can be taken care of by stipulating that each geographic or logical region, such as a country, city, or Internet domain has its own local registry. Interested players can find the addresses of their respective local registries in public fora, e.g., local government web sites. To take care of the latter we can for example stipulate that the registration is successful only if it took place before a certain deadline that refers to a global clock, or if some quorum (minimum number) of registered players is reached at each local registry,

and/or if a global quorum of registered players is reached.

Our platform is built out of a number of layers. This leads to a flexible, hierarchical design in which the lower layers are concerned only with the matters relevant for distributed computing, such as communication and synchronization issues, and are clearly separated from the upper layers that deal with the relevant aspects of the mechanism design, such as computation of the desired decision.

More specifically, the lowest communication layer allows us to detect process failure and provides an asynchronous, non-order-preserving **send** operation. The next layer provides a message efficient, fault-tolerant distributed termination detection (see, e.g., [12]) algorithm. In turn, the high-level communication layer supports a generic **broadcast command** that supports communication among players and ensures that each broadcast message is eventually delivered to each registered player. Its implementation relies only on the assumption that for each pair of registered players there is a path of neighbouring processes connecting them. Any specific application, such as an appropriate instance of the Groves mechanism (see, e.g., [11]), is realized simply as an *instantiation of a top layer*. Finally, the deliberately limited GUI prevents players from tampering with the system.

This layered architecture, in conjunction with the use of local registries and registration requirement, offers a number of novel features and improvements to the approach of [18], to wit

- we deal with a larger class of mechanisms, notably Groves mechanisms. They include the VCG mechanism, various forms of redistributions of VCG payments recently studied in the literature (and considered in [18]), and the Groves mechanism concerned with the problem of buying a path in a network, introduced in [14]. Additionally, we can easily tailor our platform to other tax-based mechanisms, such as Walker mechanism (see [22]),
- we support open systems in which the number of players can be unknown,
- the bank process of [18] is replaced by a weaker **tax collector** process. It is needed only for the mechanisms that are not budget balanced, wherein it is a passive process used only to receive messages in which some players either report taxes they need to pay (when the mechanism is feasible) or submit financial claims (when the mechanism is not feasible),
- **fault-tolerance** is supported at various levels, including the message transmission level and the player processes level (with an option for a *restart* in the case of the detection of a failed player process),
- a multi-level protection against **manipulations** is provided,
- our platform makes it possible to implement **distributed policing** that provides an alternative to a ‘central enforcer’ whose responsibility is to implement the outcome decided by the agents and collect the taxes (see, e.g., [7, page 366]).

Fault-tolerance at the mechanism design level means that the final decision and taxes can be computed even after some of the processes that broadcast the players’ types crash:

the other processes then still can proceed. This is achieved by a provision of failure detection and by the duplication of the computation by all players. Such a redundancy is common in all approaches to fault-tolerance (and also used to prevent manipulations, see [7, page 366]). In [19] it is used to realize two natural requirements for a distributed mechanism implementation: computation compatibility and communication compatibility. Redundancy was intentionally avoided in [18] which aimed at minimizing the overall communication and computation costs. In our approach it allows the fastest process to ‘dominate’ the computation and move it forward more quickly.

This design is implemented in Java and was tested on a number of examples including Vickrey auction with redistribution, unit demand and single-minded auctions, the problem of buying a path in a network, and a sequential mechanism design, described briefly in the second part of the paper and more fully in Appendix C.

## 1.4 Paper organization

In the next section we review the basic facts about the tax-based mechanisms, notably the Groves family of mechanisms. Then in Section 3 we discuss the issues that need to be taken care of when moving from the centralized tax-based mechanisms to distributed ones and what approach we took to tackle these issues. The details of our design and implementation are provided in Section 4.

Next, in Section 5, we discuss four important advantages of our design: security, distributed policing and fault-tolerance and the simple way of implementing repeated mechanisms. The aim of Section 6 is to present a number of examples of mechanisms that we implemented using our system. Then, in Section 7 we provide conclusions and discuss future work. Finally, in Appendix A we discuss the details of our algorithm that computes the tax scheme and in Appendices B and C we present a sample interaction with our system and a more detailed account of the implemented examples.

## 2 Mechanism design: the classical view

We recall here briefly tax-based mechanisms, notably the family of Groves mechanisms, see, e.g., [11, Chapter 23]. Assume a set of **decisions**  $D$ , a set  $\{1, \dots, n\}$  of players, for each player a set of **types**  $\Theta_i$  and a **utility function**  $v_i : D \times \Theta_i \rightarrow \mathbb{R}$ . In this context a type is some private information known only to the player, for example a vector of player’s valuations of the items for sale in a multi-unit auction.

A **decision rule** is a function  $f : \Theta \rightarrow D$ , where  $\Theta := \Theta_1 \times \dots \times \Theta_n$ . A decision rule  $f$  is called **efficient** if for all  $\theta \in \Theta$  and  $d' \in D$

$$\sum_{i=1}^n v_i(f(\theta), \theta_i) \geq \sum_{i=1}^n v_i(d', \theta_i),$$

and **strategy-proof** if for all  $\theta \in \Theta$ ,  $i \in \{1, \dots, n\}$  and  $\theta'_i \in \Theta_i$

$$v_i(f(\theta_i, \theta_{-i}), \theta_i) \geq v_i(f(\theta'_i, \theta_{-i}), \theta_i),$$

where  $\theta_{-i} := (\theta_1, \dots, \theta_{i-1}, \theta_{i+1}, \dots, \theta_n)$  and  $(\theta'_i, \theta_{-i}) := (\theta_1, \dots, \theta_{i-1}, \theta'_i, \theta_{i+1}, \dots, \theta_n)$ .

In mechanism design one is interested in the ways of inducing the players to announce their true types, i.e., in transforming the decision rules to the ones that are strategy-proof. The resulting mechanisms are called **incentive compatible**. In **tax-based** mechanisms (called **direct mechanisms** in the economics literature) this is achieved by extending the original decision rule by means of **taxes** that are computed by a central authority from the vector of the received types, using players' utility functions.

We call the tuple

$$(D, \Theta_1, \dots, \Theta_n, v_1, \dots, v_n, f)$$

a **decision problem**. Given a decision problem, in the classical setting, one considers then the following sequence of events, where  $f$  is a given, publicly known, decision rule:

- (i) each player  $i$  receives a type  $\theta_i$ ,
- (ii) each player  $i$  announces to *the central authority* a type  $\theta'_i$ ; this yields a joint type  $\theta' := (\theta'_1, \dots, \theta'_n)$ ,
- (iii) the central authority then makes the decision  $d := f(\theta')$ , computes the sequence of taxes  $t := g(\theta')$ , where  $g : \Theta \rightarrow \mathbb{R}^n$  is a given function, and communicates to each player  $i$  the decision  $d$  and the tax  $|t_i|$  he needs to pay to (if  $t_i \leq 0$ ) or to receive from (if  $t_i > 0$ ) the central authority.
- (iv) the resulting utility for player  $i$  is then  $u_i(d, t) := v_i(d, \theta_i) + t_i$ .

Each **Groves mechanism** is obtained using  $g(\theta') := (t_1(\theta'), \dots, t_n(\theta'))$ , where for all  $i \in \{1, \dots, n\}$

- $h_i : \Theta_{-i} \rightarrow \mathbb{R}$  is an arbitrary function,
- $t_i : \Theta \rightarrow \mathbb{R}$  is defined by<sup>2</sup>

$$t_i(\theta') := h_i(\theta'_{-i}) + \sum_{j \neq i} v_j(f(\theta'), \theta'_j).$$

Intuitively, the sum  $\sum_{j \neq i} v_j(f(\theta'), \theta'_j)$  represents the society benefit from the decision  $f(\theta')$ , with player  $i$  excluded.

The importance of the Groves mechanisms is revealed by the following crucial result, in which we refer to the expanded decision rule  $(f, g) : \Theta \rightarrow D \times \mathbb{R}^n$ .

**Groves Theorem** Suppose the decision rule  $f$  is efficient. Then in each Groves mechanism the decision rule  $(f, g)$  is strategy-proof w.r.t. the utility functions  $u_1, \dots, u_n$ .

The proof is remarkably straightforward so we reproduce it for the convenience of the reader.

**Proof.** Since  $f$  is efficient, for all  $\theta \in \Theta$ ,  $i \in \{1, \dots, n\}$  and  $\theta'_i \in \Theta_i$  we have

---

<sup>2</sup> $\sum_{j \neq i}$  is a shorthand for the summation over all  $j \in \{1, \dots, n\}$ ,  $j \neq i$ .

$$\begin{aligned}
u_i((f, g)(\theta_i, \theta_{-i}), \theta_i) &= \sum_{j=1}^n v_j(f(\theta_i, \theta_{-i}), \theta_j) + h_i(\theta_{-i}) \\
&\geq \sum_{j=1}^n v_j(f(\theta'_i, \theta_{-i}), \theta_j) + h_i(\theta_{-i}) \\
&= u_i((f, g)(\theta'_i, \theta_{-i}), \theta_i).
\end{aligned}$$

□

When for a given tax-based mechanism for all  $\theta'$  we have  $\sum_{i=1}^n t_i(\theta') \leq 0$ , the mechanism is called **feasible** (which means that it can be realized without external financing) and when for all  $\theta'$  we have  $\sum_{i=1}^n t_i(\theta') = 0$ , the mechanism is called **budget balanced** (which means that it can be realized without a deficit).

Each Groves mechanism depends on the functions  $h_1, \dots, h_n$ . A special case, called **Clarke mechanism**, or **Vickrey-Clarke-Groves mechanism** (in short **VCG**) is obtained by using

$$h_i(\theta'_{-i}) := -\max_{d \in D} \sum_{j \neq i} v_j(d, \theta'_j).$$

So then

$$t_i(\theta') := \sum_{j \neq i} v_j(f(\theta'), \theta'_j) - \max_{d \in D} \sum_{j \neq i} v_j(d, \theta'_j).$$

Hence for all  $\theta'$  and  $i \in \{1, \dots, n\}$  we have  $t_i(\theta') \leq 0$ , which means that the VCG mechanism is feasible and that each player needs to make the payment  $|t_i(\theta')|$  to the central authority. Other feasible Groves mechanisms exist in which some players receive payments and others have to make payments, for example the one proposed in [6]. Yet other Groves mechanisms are not feasible, for example the one concerned with buying a path in a network, due to [14]. In that mechanism the players with non-zero taxes need to receive the payments from central authority. We discuss these examples in Subsection 6.1.

### 3 Our approach

In our approach we relax a number of the assumptions made when introducing mechanism design. More specifically we assume that

- there is no central authority,
- players interested in participating in a specific mechanism register to join an open system wherein that mechanism runs. A tax collector process is part of this system,
- the players whose registration is accepted inform other registered players about their types,

- once a registered player learns that he has received the types from all registered players, he computes the decision and the taxes, sends this information to other registered players, and possibly the tax collector process, and terminates his computation.

We also assume that there is no collusion among the players. This leads to an implementation of the mechanism design by means of anonymous (i.e., name independent) distributed processes, in absence of any central authority. Because of the distributed nature of this approach no global state, in particular no global clock, exists. The computation of the decision and of the taxes is carried out by the players themselves.

### 3.1 Player processes and local registries

As it stands, this revised setting is not clear on a number of counts. First, we need to clarify the registration process, in particular what it implies and when it ends. In our approach each player is represented by a process, in short a **player process**. A player who wishes to join a specific mechanism (e.g., an auction) must register with a **local registry**. Local registries are linked together in a network that satisfies the full reachability condition described in Subsection 4.2 (and we assume one of them is designated as the initiator mentioned in that subsection). Receiving his registration request, a local registry verifies the eligibility of a player (e.g., whether his IP address puts him under the jurisdiction of this registry) and accepts his request if the registration conditions for the specific mechanism (e.g., a deadline) are met.

### 3.2 Generic broadcast command

Second, once the registration process ends, in the resulting network a player process may not know the identities of other player processes, so the announcement of one's type to all other players needs to be explained. In our approach we assume that once a player process is registered, it joins the network of (registry and player) processes wherein a generic **broadcast** command is available. The implementation of this command relies only on the assumption that for each pair of players there is a path of neighbouring processes connecting them. This allows us to deal with arbitrary network topologies in a simple way.

The topology of this network is irrelevant both from the point of view of the individual processes, as well as the semantics of the broadcast command. The full reachability of the backbone network of local registries is enough to ensure that as long as each player process knows and is known by its local registry, full reachability also holds for the whole network. The broadcast command uses the connectivity of this network to ensure that a copy of a broadcast message is eventually delivered to every registered player in finite time. These messages are transmitted through paths managed in a lower layer which the player processes *cannot access*.

This automatically prevents manipulation by player processes of messages originating from or destined for other players. Such manipulations are possible in other schemes, such as in [7, page 366], where the player processes connected in a ring are computing

a Vickrey (second-price) auction of a single good. The processes are expected to pass around a message containing the top two bids for that good. This opens the possibility of cheating by a process by simply manipulating the messages that it is expected to pass through. Indeed, by putting a high bid and by substantially lowering the second lowest bid a player process can get the good more cheaply (at least when it is the last player process to bid). In our set up a player process cannot access the bids of other player processes before broadcasting its own bid (unless one explicitly considers a sequential set up, see Subsection 6.2). Moreover, no messages destined for a player process pass through another player process.

### 3.3 Distributed termination detection

Third, we need to clarify how each player process will know that he indeed received the types announced by *all other* registered players. We solve this problem by assuming that each player process after broadcasting the player's type participates in a **distributed termination detection algorithm** the aim of which is to learn whether all players have indeed broadcast their types. This algorithm is tailored to deal with the communication by means of multicasting (which subsumes broadcasting).

If this algorithm detects termination, the player process knows that he indeed received all types, and in particular can determine at this stage the number of players and their (alias) names. From that moment on each player process uses the same naming scheme when referring to other player processes. The uniqueness is ensured by a local scheme for generating globally unique player identifiers. More generally, we use the distributed termination detection algorithm to delineate the end of each *phase* of the distributed computation: registration, type broadcast, etc., i.e., for **barrier synchronization** (see, e.g., [1]).

This allows us to deal with the **repeated mechanisms** that involve several rounds of decision making by means of the same given mechanism, each time involving a possibly different group of players. To this end we need to logically separate each round of the mechanism. This is handled, using our distributed termination detection algorithm for barrier synchronization.

### 3.4 Tax schemes

Fourth, to ensure the correctness of the above approach, it is crucial that each player process computes the same decision and the same information concerning taxes. The former is taken care of by the fact that each player process uses the same, publicly known, decision rule  $f$  that each player learns, for example from a public bulletin board, and that is used by the player process after its registration is accepted.

Further, each player process applies  $f$  to the same input  $\theta'$  and computes *the same tax scheme* by which we mean a specific vector of payments  $tax(t_1), \dots, tax(t_n)$  computed from the tax vector  $(t_1, \dots, t_n)$ , where  $tax(t_j)$  specifies the amounts that player  $j$  has to pay to other players and possibly the tax collector from his tax  $t_j$ . All tax schemes  $tax(t_1), \dots, tax(t_n)$  then determine 'who pays how much to whom'. In general most taxes equal 0, so we optimize the computation by generating **reduced tax schemes** in which

only non-zero entries are listed and by multicasting them instead of broadcasting. Note also that to compute the taxes each player process needs to know the utility functions of other player processes. The tax collector process is only needed for the mechanisms that are not budget balanced.

## 4 Implementation

Our distributed mechanism design system is implemented in Java using threads and sockets. The implementation follows the guidelines explained in the previous section. Figure 1 shows the overall architecture of our system and the different layers of software used in its implementation.

The first two layers provide support for asynchronous communication and an appropriate fault-tolerant distributed termination detection algorithm for arbitrary network topologies with the asynchronous broadcasting as the communication primitive. Their implementation is about 9K lines of Java code. The implementation of the remainder of the system (developed by the third author) is about 4K lines of Java code. Each entity in this architecture communicates, either through function calls or method invocations, *only* with its adjacent entities. Specific applications are realized by instantiating the crucial player process layer.

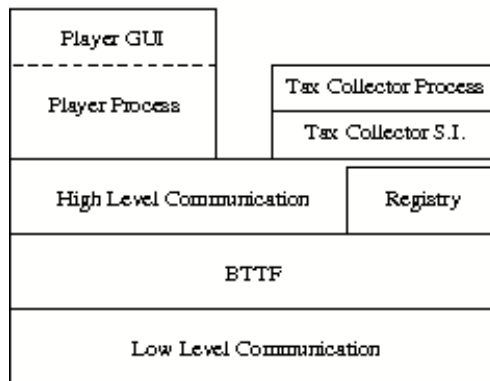


Figure 1: Implementation architecture

### 4.1 Low Level Communication

The Low Level Communication (LLC) is a thin layer that supports (1) locally generated, globally unique process identifiers, and (2) reliable non-order-preserving, asynchronous, targeted communication, exclusively through the exchange of passive messages between processes.<sup>3</sup> The only means of communication between processes in LLC is through message passing, where no transfer of control takes place when messages are exchanged. A message sent to a non-existent (terminated or failed) process will be returned to its sender intact, in finite but indeterminate time (a time-out).

<sup>3</sup>This layer consists of just some 700 lines of code and any low-level message passing mechanism that provides asynchronous, non-order-preserving send and receive can be used instead of it.

The interface provided by the LLC layer contains the two operations `llsend(m, r)` and `llreceive(m, t)`. The `llsend(m, r)` operation sends the message `m` to its target process `r` and returns a Boolean value that indicates the success or failure of the operation. A send operation may fail, for instance, if the size of the message is above the capacity threshold of the transport mechanism. Successful send simply means that the message has been dispatched on its way to its specified target.

The `llreceive(m, t)` operation blocks its calling process, `p`, until either (a) a message sent to `p` has arrived, or (b) the specified time-out `t` has expired. In the first case, `llreceive()` returns `true` and passes the received message in `m`. In the second case, this function returns `false` to indicate that the time-out `t` has expired.

## 4.2 BTTF

The Back To The Future (BTTF) layer implements a message efficient, fault-tolerant distributed termination detection (DTD) algorithm, on top of the LLC layer. The details of the BTTF DTD algorithm lie beyond the scope of this paper and will be described elsewhere.

The DTD functionality provided by the BTTF layer can be used for barrier synchronization as well as for termination detection. Once termination has been detected, the calling process knows that all processes in the system have reached the same ‘termination barrier’. This termination barrier is either the actual termination of the processes, or the virtual termination of only the current phase of the activity in the system. In the first case, the calling process must perform its local clean-up and terminate. In the second case, the process must start a new *phase* of its computation by calling the initialization function of the BTTF layer once more.

The implementation of the BTTF layer requires only the `llsend(m, r)` and `llreceive(m, t)` operations provided by the LLC layer. It provides an interface that supports the following functions:

- `initializeBTTFWave(...)` This function initializes the calling process, enabling it to participate in the global computation. The details of the parameters of this function are beyond the scope of this paper.
- `send(m, T)` This function implements a delayed multicast operation. It schedules a copy of the message `m` to be sent to every process in the target set of processes `T`. The actual dispatch of the messages to their specified targets will take place upon a subsequent call to one of the functions `prioritySend()`, `receive()`, or `passiveReceive()`.
- `prioritySend(m, T)` This function implements a multicast operation. It first sends all messages scheduled by earlier calls to `send()`, if any, and then sends a copy of the message `m` to every process in the target set of processes `T`.
- `receive(m, t)` The parameter `t` is an integer value. Negative `t` values indicate indefinite wait, and non-negative values specify a time-out value in milliseconds. A call to this function blocks until either the specified time-out expires, or a message

sent to the calling process is available. If the specified time-out expires, the return result of this function is **false** and the value of **m** is undefined. If a received message is available, this function returns the message in **m** and returns **true**.

- **passiveReceive(m)** A call to this function blocks until either global termination (of the current phase of the computation) is detected, or a message sent to the calling process is available. If termination is detected, the return result of this function is **false** and the value of **m** is undefined. If a received message is available, this function returns the message in **m** and returns **true**.
- **hadFailureInLastPhase()** This function returns a Boolean that indicates whether the last terminated phase involved a failed process.

### 4.3 High Level Communication and Registry

The High Level Communication (HLC) layer provides indirect, anonymous communication among the players in a distributed system. It includes a number of local registries whose mutual connectivity supports the full connectivity of the players necessary for broadcast. A player must sign-in at a local registry, after which it can use the other operations provided by the HLC layer to take part in the mechanism. It provides the following functions:

- **signin(r, mech)** This function allows the calling player process to sign at the local registry **r** so that it can take part in the mechanism **mech**. The player can start the first phase of the mechanism **mech** right after a successful return of a call to this function.
- **signout(mech)** This function terminates the participation of the calling player process in the mechanism **mech**.
- **broadcast(m)** This function broadcasts the message **m** to all registered players in the game.
- **msend(m, T)** This function multicasts the message **m** to every player in the target set **T**.
- **receive(m, t), passiveReceive(m), hadFailureInLastPhase()** These functions are the same as their homonyms in the BTTF layer.

Each local registry is responsible for processing the registrations of the player processes according to the assumed registration criteria. Also, it maintains for each implemented mechanism a corresponding **locking policy**. Each such policy regulates the conditions under which the player processes can receive messages sent to them or can broadcast or multicast messages. It is loaded each time a player process successfully registers. We shall return to this matter in the next subsection and in Section 6.2.

## 4.4 Player Process

Specific applications are implemented using this top layer. It is built on top of the HLC layer and is used to implement specific actions of the players, in particular the computation of the decisions and taxes. In our implementation of the distributed mechanism design the following sequence of actions takes place for each player  $i$ , where **flag** is a local Boolean variable. By **termination loop** we mean here the statement

```
while (passiveReceive(m)) {
    process message m;
}
if (hadFailureInLastPhase()) {
    escalate detected failure;
}
```

and by **inspect loop** we mean the statement

```
flag = false;
while (receive(m, 100)) {
    if (m is the pair (decision, tax scheme)) {
        flag = true;
        process message m;
    }
}
```

where 100 is some arbitrary time-out in milliseconds.

The first loop allows the calling process to learn that all registered player processes and the tax collector process have reached the same phase in the distributed computation. At the end of the loop, if the just terminated phase involved a process failure, this fact is escalated in an application-dependent manner (e.g., by setting a flag or calling an appropriate function) for proper handling. In turn, the inspection loop is used to determine whether another process has already computed the decision and the tax scheme.

The details of the processing of each received message  $m$  depend on the context.

- (i) process  $p_i$  representing player  $i$  is created and assigned a globally unique name,
- (ii)  $p_i$  obtains player  $i$ 's type,
- (iii)  $p_i$  signs in at the local registry  $r$  in its region using the **signin( $r$ , mech)** call,
- (iv) if  $p_i$  receives the confirmation of the registration (the call of **signin( $r$ , mech)** is successful), it broadcasts player  $i$ 's type using the **bsend()** function (and otherwise it terminates),
- (v)  $p_i$  performs the **termination loop**. The corresponding **process m** statement in this loop consists of storing the type received from another registered player process. When this loops properly ends (that is, when  $p_i$  has received the types from all registered player processes and the global termination is detected)  $p_i$  has a globally unique naming scheme at its disposal to refer to the registered player processes, and the number of registered players  $n$  that equals the number of types it has received,

- (vi)  $p_i$  performs the **inspect loop**. If another process has already computed the decision and the tax scheme, **flag** will be set **true**,
- (vii) if **flag** is not **true**,  $p_i$  computes the decision and the tax scheme of the players and multicasts using the **msend()** function the decision and the tax scheme to the processes representing players who need to pay or receive taxes and the decision to the other processes. If  $p_i$  needs to pay some tax to the tax collector (respectively, to receive some tax return), it sends this information to the tax collector process using the **msend()** function,
- (viii)  $p_i$  performs the **termination loop**,
- (ix) when it properly ends and after  $p_i$  receives from the tax collector process the information about the total amount of taxes (respectively, financial claims) the tax collector received,  $p_i$  performs the **termination loop** again and terminates.

The last item refers to the tax collector process, described below, with which all player processes jointly synchronize their computation phases. One of the tasks of this process is to compute the aggregate tax and communicate it to the player processes. The details of the tax scheme algorithm can be found in Appendix A. The above description of the player process assumes that the underlying mechanism is *simultaneous*. The corresponding locking policy, loaded by the local registry, blocks the **receive(m, t)** and **passiveReceive(m)** functions of the  $p_i$  process until it has broadcast its type.

## 4.5 Tax Collector Software Interface

This layer is built on top of the HLC layer. It provides two functions also available in the HLC layer, **passiveReceive(m)** and **bsend(m)**, and two new functions, **tsignin(r, mech)** and **tsignout(mech)**, which are the counterparts of the **signin(r, mech)** and **signout(mech)** functions of the HLC layer and which are used to deal with the tax collector process registration.

## 4.6 Tax Collector Process

This layer is built on top of the Tax Collector Software Interface layer and is used to implement the actions of the tax collector which is in charge of collecting players' taxes. The following sequence of actions takes place for it:

- (i) The tax collector process  $ta$  representing the tax collector is created and assigned a globally unique name known to every player. It signs in at the local registry in his region using the **tsignin(r, mech)** call (which always succeeds),
- (ii)  $ta$  performs the **termination loop**,
- (iii)  $ta$  performs the **termination loop** again. When it ends, the tax collector process has received all the taxes (respectively, financial claims) from the players. They are kept on a single account,

- (iv) *ta* broadcasts the information about the total amount on its single account to all players,
- (v) *ta* performs the `termination loop` and terminates.

## 4.7 Player GUI

The interaction between the player (user) and the system is realized in this interface. The interaction is limited to the registration, type submission and tax reception.

## 4.8 The Initialization Phase

Before a session of a given mechanism can start, a number of processes and servers must be up and running. Every mechanism has its own specific “game server” (Gserver) which is identified by a unique `<http-address>:<port-id>`. This URL will be publicized for people who want to create and add new processes, such as player processes, local registries, and tax collector processes, that will join the current session of the mechanism. The Gserver ensures that no player process enters the mechanism before the necessary local registry and the tax collector processes are enrolled.

Each mechanism also has a second dedicated server, called the “communication server” (Cserver). Generally, the Cserver sits at a different machine-and-port address than the Gserver and is used internally only. Its functionality is completely generic and application independent, while the Gserver’s functionality is application dependent, which explains why these two servers are separate.

The role of the Gserver is to perform mechanism specific authentication necessary to make sure that only authorized processes enter the game. Once this is done, the Gserver gives the IP address of its Cserver, together with an appropriate authorization key, to its client process, which enables the latter to contact the Cserver and authenticate itself for the proper communication services that it is entitled to.

The role of the Cserver is to enable pairs of processes that run on different machines to dynamically establish communication links between themselves. When the Cserver receives a connection request, it searches its tables to find a match for this request. The details of the rules by which two requests can match is beyond the scope of this paper. In its simplest form, two requests to establish communication by two parties match if each explicitly specifies the other party by name or by category (i.e., player, registry, etc.).

If no match is possible for a new request, depending on the value of one of its fields, it is either dropped, or retained in the internal tables of the Cserver (for a possible match with a future request) and the client is notified accordingly. If a match is possible, then the Cserver replies to the two clients, providing each with the address and the port-id of the other, which subsequently proceed to establish their direct communication link accordingly.

To start the system for a new session of a mechanism, its Gserver is first manually started up and its address is publicized. The first thing that the Gserver does is to (create, if necessary and) connect to a dedicated Cserver for this application and complete their

initialization by exchanging some identification information. The Gserver is then ready to accept processes that wish to join this session of the mechanism.

Once a process receives its successful authentication reply from the Gserver, it completes its initialization by issuing some appropriate requests to the Cserver to establish communication links with the other processes in the application. The details of these requests depend on the type of the process involved. We only mention them for the player processes.

A player process contacts the Gserver and presents its credentials. Once authenticated, the Gserver replies to its successful authentication request supplying the player with the address of the Cserver and the player’s authorization key. It also sends in its reply the id of the local registry where the player must register. The player process then sends a request to the Cserver announcing its readiness to communicate with its local registry. Once its communication link with its local registry is established, the player process signs in at the local registry (see item (iii) in Subsection 4.4). If the registration is confirmed (item (iv)), the local registry assigns the IP address of a gateway to the player process. The player is then ready to take part in this session of the mechanism.

Gateways play no functional role in the mechanism. They exist only to ensure the full connectivity of the network in its backbone of secure hosts, thereby relieving the application layer of the concern for its full connectivity. A gateway is a functionally empty process that acts as a bridge and forwards the (control) messages of the BTTF layer. We assume sufficient redundancy (in the number of gateways and their buddy sets<sup>4</sup>) to ensure full connectivity of the gateway processes exists.

## 4.9 Possible Realization

The architecture presented in this section allows multiple alternative implementations, in each of which the constituents that comprise each layer get allocated to run on a different set of hosts. Figure 2 shows an example mapping of constituents to ‘logical hosts’. In any concrete implementation one or more such logical hosts can represent the same actual physical host.

At the core of Figure 2 lies a **communications network**, represented by the cloud shape, that interconnects a number of hosts to provide the functionality described in the LLC layer in Subsection 4.1. The specific hosts connected to this network that concern us are a set of **gateway hosts that run the BTTF and the HLC layers**.<sup>5</sup>

The ring of hosts around the core in Figure 2 contains the set of **hosts that run the local registries**. Every local registry has a primary connection to a gateway host in the core. Thus, the full reachability of the gateway hosts in the core ensures full reachability among local registries.

The next ring of hosts in Figure 2 contains **hosts that run player processes**.

---

<sup>4</sup>Every process must maintain a set of identifiers of  $k \geq 0$  other processes in the system, called its *buddies*. The buddies of processes are transparently used by the BTTF Wave algorithm to detect termination. The only requirement on the buddy sets of processes is that they must collectively provide full reachability.

<sup>5</sup>By a gateway host we mean here a host that acts as an entry point to the communication network for player processes.

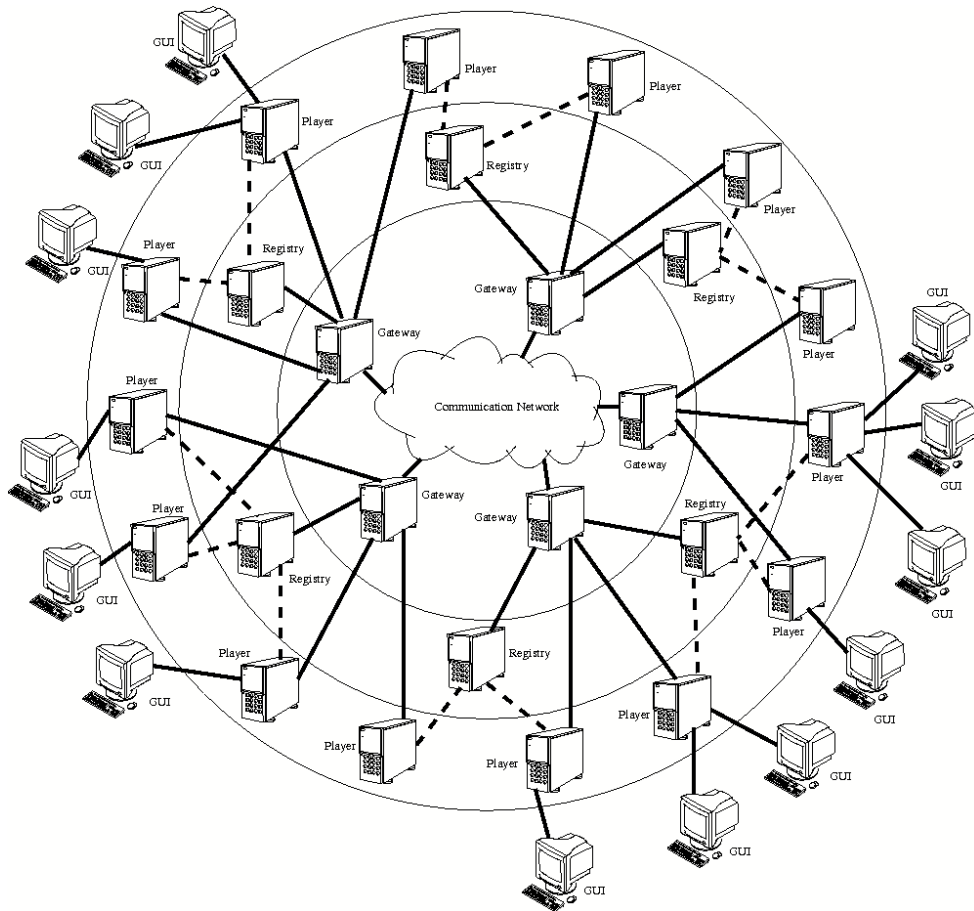


Figure 2: Possible realization of the platform

Each player process establishes an initial link (dotted lines) with a local registry (whose address it obtains from the Gserver) to register. As part of this registration process, its local registry provides the address of a gateway host with which the player process then establishes its primary communication link (solid lines) for the rest of the game.

Finally, the outermost ring in Figure 2 consists merely of **computers that run GUI programs** that link to their respective player processes.

## 5 Extensions

Let us discuss now some consequences of our design and some of its extensions.

### 5.1 Security

The ‘ring structure’ depicted in Figure 2 provides a multiple protection scheme against manipulations by the players. First, the assignment of a gateway host to the player process, provided by the local registries, is done dynamically. So there is no way for a player process to know before-hand which host its local registry will propose as its gateway.

Next, the only messages that pass through a local registry are the ones involving its locally registered players. Likewise, the only messages that pass through a player process are the ones originating from or destined for that specific player. This, as already mentioned in Section 3, automatically prevents manipulation by player processes of messages originating from or destined for other players.

Further, the end users have physical access only to the outermost hosts that run the GUI programs, which severely restricts the range of their potentially dangerous actions. Finally, the separation of the GUI programs from the player processes allows us to run the latter on hosts to which end users do not have physical access.

Note also that the reliance on the registration process allows the users to use the High Level Communication (HLC) layer in a ‘safe mode’. In such a mode the users can trust the security of the messages they exchange through a ‘public’ communications system, by relying on the encryption of the messages using the public key cryptography. This can be achieved, for example, by modifying the first call of the **termination loop**, in action (v) of Subsection 4.4, so that it includes the collection of public keys of the registered players. Subsequent messages sent by player processes can from that moment on be encrypted with recipients’ public keys.

In many applications it can be advisable to mask the identity of the players, that is, to make it impossible to derive the identity of the player from the name of the process representing it. This can be easily done by modifying action (iv) of Subsection 4.4, so that once player process  $p_i$  receives the confirmation of the registration it also receives a new (globally unique) name, securely generated by the local registry.

We do assume that the communications network, gateways and local registries run on secure hosts. The security issues involved here are generic and independent of the properties and characteristics of any specific mechanism in which the players may engage. However, we do not assume that player processes run on secure hosts, thus allow for the

possibility that they can be tampered with or tailor made, to let their end users cheat. In the next subsection we discuss how to deal with this problem.

## 5.2 Distributed Policing

One possibility to tamper with the system consists of altering the code of a player process so that it sends to some players a falsified decision or a falsified tax scheme. By **policing** we mean here a sequence of actions that will lead to the exclusion of such processes (that we call *dishonest*). The qualification ‘distributed’ refers to the fact that the policing is done by the player processes themselves, without intervention of any central authority. Below we call a player process *honest* if it multicasts a true tax scheme.

The difficulty in implementing distributed policing lies in the fact that dishonest processes may behave inconsistently. To resolve this problem we use the registries which are assumed to be reliable. We then modify the sequence of actions of each player process so that it always computes the decision and the tax scheme but sends them only to its local registry. The local registry then dispatches the decision and the tax scheme on behalf of its sender to all player processes mentioned in the tax scheme and the decision to the other processes. As a trusted intermediary, the registry ensures that the same tax scheme is sent to all player processes involved, and that no player process can send more than one tax scheme in a single phase.

The resulting sequence of actions performed by each player process  $p_i$  is now as follows, where the new steps are (vi)–(viii):

- (i) process  $p_i$  representing player  $i$  is created and assigned a globally unique name,
- (ii)  $p_i$  obtains player  $i$ ’s type,
- (iii)  $p_i$  signs in at the local registry  $r$  in its region,
- (iv) if  $p_i$  receives the confirmation of the registration it broadcasts player  $i$ ’s type and otherwise it terminates,
- (v)  $p_i$  performs the **termination loop**,
- (vi)  $p_i$  computes the decision and the tax scheme of the players and sends this information to its local registry, requesting the latter to dispatch this information, on its behalf, to all other player processes,
- (vii)  $p_i$  collects the decisions and the tax schemes dispatched by all other player processes. By comparing them with the true decision and tax scheme computed by itself,  $p_i$  identifies the set of honest player processes,  $honest_i$ ,
- (viii)  $p_i$  performs the **termination loop** and terminates.

Note that upon termination each player process  $p_j$  has the same set  $honest_j$ . This way all honest processes gain the common knowledge of their own identities, which makes it possible for them to ‘reconvene’ in the case a falsified tax scheme was sent, or to finalize the tax handling with the tax collector otherwise.

### 5.3 Fault-tolerance

Our system supports fault-tolerance on various levels. First, the `llsend(m, r)` operation of the Lower Level Communication (LLC) layer returns a Boolean value that indicates its success or failure, so it provides a provision for recovery.

Next, the BTTF algorithm from the BTTF layer detects persistent process failures. This means that should any process crash or otherwise become non-responsive or unreachable at any time, the rest of the processes in the distributed system can recover from this failure and still reach termination. BTTF uses probing to accomplish this, nevertheless, the details of this protocol are not relevant in the context of this paper. The BTTF layer provides an inquiry function to the application layer that enables it to determine whether or not a process failed during the last phase whose termination was detected. Thus, the termination loop in our application can inform the mechanism design level about the existence of failed processes, which can then react appropriately to process failure.

Fault-tolerance on the mechanism design level has to address two possibilities.

1. Some player processes crash before they broadcast their players types. To deal with this problem we implemented the following procedure. In the first place the description of a given application is augmented by a deadline to react in the form of an absolute time, available to each local registry. Recall that the actual broadcast of the type of each player process  $p_i$  representing player  $i$  is actually carried out by its local registry. When the deadline passes, each local registry makes a list of the player processes that successfully registered at it and from whom it did not receive their types. Each local registry then informs other player processes about the exclusion of these crashed player processes, so that the decision and the tax schemes can now be computed only by the player processes that met the deadline.
2. Some player processes crash after they broadcast their players types. This contingency is discovered by each player process by means of the `termination loop` performed in step (viii) of the last subsection. How to deal with this problem is application dependent.

In some applications the final decision and the tax scheme can be easily modified by all other player processes. For instance, in the problem of buying a path in a network discussed in Subsection 6.1, if a single player process crashes, the other player processes can always choose another path in the network. However, in other problems the whole decision process has to be restarted or aborted. This is for instance the case in the public project problem (also discussed in Subsection 6.1) when a pivotal player process crashes, i.e., its tax changes the status of the project from carrying it out to dropping it. Then the sufficient level of funding is not available anymore.

### 5.4 Repeated mechanisms

Finally, let us discuss the problem of implementing repeated mechanisms that consist of several rounds of the same mechanism, each round involving possibly different players.

As a simple example, suppose that we are dealing with the repeated rounds of a single item auction and that the players are not allowed to purchase more than one item.

In each round different player processes may be admitted on the basis of some information that needs to be maintained in the local registries (like who were the winners in the previous rounds of the single item auction). This means that the player processes should now send the computed decision and the tax scheme also to the local registries. Then information maintained at the local registry allows us to maintain a specific registration scheme used throughout the repeated mechanism.

Apart from this modification the implementation is straightforward thanks to the fact that all stages of the distributed computation involving the player processes and the tax collector process have been properly separated by the calls of the `termination loop`. Consequently, the implementation of repeated mechanisms can be obtained as a simple modification of the implementation discussed in Section 4.

Namely, we assume that the processes representing all players are created first, that is assume that the step (i) of Subsection 4.4 is performed once for all players who will take part in some round of the considered mechanism. Further we assume that the step (i) of Subsection 4.6 is performed once by the tax collector process. Then we simply iterate the rounds of the mechanism, where each round consists of the steps (ii)–(ix) of Subsection 4.4 for all player processes, and of the steps (ii)–(v) of the tax collector process.

## 6 Examples

We used our distributed mechanism design system in a number of test cases. Each of them is implemented as an instantiation of the player process layer described in Subsection 4.4.

### 6.1 Groves mechanisms

We start by discussing briefly the implemented Groves mechanisms. A more detailed description of them is given in Appendix C.

**Vickrey auction** In Vickrey auction there is a single object for sale which is allocated to the highest bidder who pays the second highest bid. Our distributed implementation required addition of only 60 lines of code.

**Vickrey auction with redistribution** We also implemented the proposal of [5] and [6] in which the highest bidder redistributes some amounts from his payment to other players. As shown in [3] this Groves mechanism minimizes the overall tax.

**Public projects** The public project problem, see [11], deals with the problem of taking a joint decision concerning construction of a discrete public good, for example a bridge. Each player needs to report his valuation from the project when it takes place. If the sum of the valuations exceeds the cost of the project, the project takes place and each player has to pay the same fraction of the cost. Otherwise the project is canceled. We implemented for this problem the VCG mechanism.

**Unit demand auction** In this auction there are multiple items offered for sale. We assume that there are  $n$  players and  $m$  items and that each player submits a valuation for each item. The items should be allocated in such a way that each player receives at most one of them and the aggregated valuation is maximal.

To compute the decision in the VCG mechanism we used the Kuhn-Munkres algorithm to compute the maximum weighted matching, where the weight associated with the edge  $(j, i)$  is the valuation for item  $j$  reported by player  $i$ . In our implementation we used the Java source code available at <http://adn.cn/blog/article.asp?id=49>. To compute the tax for player  $i$  in the VCG mechanism this algorithm is used again, computing the maximum weighted matching with player  $i$  excluded.

**Single-minded auction** In this auction studied in [10] there are  $n$  players and  $m$  items, with each player only interested in a specific set of items (which explains the name of the auction). We implemented the VCG mechanism for the situation in which each player  $i$  is only interested in a consecutive sequence  $a_i, \dots, b_i$  of the items  $1, \dots, m$ , with  $1 \leq a_i \leq b_i \leq m$ . The computations of the decision and of the taxes involve computations of the maximum weighted matchings.

We note that in general, when each player is interested in an arbitrary subset of the items, the computation of the decision in the VCG mechanism is NP-hard, see [10].

**Buying a path in a network** This Groves mechanism, due to [14], is concerned with the problem of buying a path in a network. Consider a communication network, modelled as a directed graph  $G := (V, E)$  (with no self-cycles or parallel edges). We assume that each edge  $e \in E$  is owned by (a different) player  $e$ . We fix two vertices  $s, t \in V$  and assume that for every edge  $e$  there is a  $s - t$  path in  $G$  with the edge  $e$  removed.

Each player (owning the edge)  $e$  submits the cost  $\theta_e$  of using  $e$ . The central authority selects on the basis of players' submissions the shortest  $s - t$  path in  $G$ . This mechanism is not feasible and all players whose edges are selected submit financial claims to the tax collector. The decision and the taxes are computed in a straightforward way, using Dijkstra's shortest path algorithm.

## 6.2 Other mechanisms

Additionally, we implemented the following two mechanisms that are not Groves mechanisms.

**Sequential Groves mechanisms** In the original set up of the decision problem all players announce their types independently. In a modification studied in [4] the types are announced sequentially, in a random order.

Suppose that the random order is  $1, \dots, n$ . The crucial difference between the customary set up and the one now considered is that player  $i$  knows the types announced by players  $1, \dots, i - 1$ . In [4] it was shown that in Groves mechanisms used for problems concerned with public projects players have then other natural strategies than truth-telling

(i.e., announcing their true type). The nature of these strategies was clarified by showing that when this mechanism is transformed to a simultaneous one, the vector of the proposed strategies forms a Pareto optimal ex post Nash equilibrium in a large class of so-called optimal strategies. In particular the overall tax is minimized.

Sequential Groves mechanisms can be implemented by means of our distributed mechanism system using the appropriate locking policy loaded by the local registries. This locking policy takes care that when process  $p_i$  receives the confirmation of the registration, it includes its sequence number  $j$  and information whether it represents the last player (the latter is needed to use other optimal strategies than truth-telling). Then the `receive(m, t)` and `passiveReceive(m)` functions of  $p_i$  are partly blocked so that only the messages sent by processes representing players with sequence number  $< j$  can be received, and the `bSend()` function is blocked until  $p_i$  has received the types from these  $j - 1$  processes. We used this approach to implement the specific sequential mechanism for the public project problem introduced in [4].

**Walker mechanism** This mechanism, introduced in [22] deals with the continuous public goods (for example grass area in a city). Each player  $i$  has a utility function of the form  $v_i(q) := b_i(q) - c_i(q)$ . Here  $q$  is the total amount of a continuous public good produced by the players,  $b_i(q)$  is the benefit for player  $i$  from the amount of  $q$  of public good, and  $c_i(q)$  is the cost share player  $i$  has to pay.

Each player  $i$  reports a real number  $x_i$ , which is interpreted as the amount of public good he agrees to produce. Then he receives the payment (tax)

$$t_i(x) := (x_{i+1} - x_{i-1}) \sum_{j=1}^n x_j,$$

where we interpret  $n + 1$  as 1 and  $1 - 1$  as  $n$ , that is  $i + 1$  and  $i - 1$  are the indices of the right-hand and left-hand neighbours of player  $i$  in a ring. So  $x = \sum_{j=1}^n x_j$  is the total amount of public good produced and the final utility for player  $i$  is of the form  $u_i(x) := v_i(x) + t_i(x)$ .

Walker mechanism is not a Groves mechanism and it implements the decision not in dominant strategies but in an ex post Nash equilibrium.<sup>6</sup> Still, to implement it we again merely modified the player process layer. To test the implementation we used specific functions  $b_i$  and  $c_i$ .

## 7 Conclusions and future work

In this paper we discussed a design and implementation of a platform that supports distributed mechanism design and that can be customized to specific Internet-based applications.

We believe that the proposed platform clarifies how the design of systems supporting distributed decision making through the Internet can profit from sound and proven

---

<sup>6</sup>In an ex post Nash equilibrium no player can gain by deviating from his strategy even if he knows the types of the other players.

principles of software engineering, such as separation of concerns and hierarchical design. The discussed platform is built as a sequence of layers. The lower layers provide support for distributed computing, while the upper ones are concerned only with the matters specific to mechanism design. Specific Internet-based applications can be readily realized by creating a backbone of local registries and selecting appropriate registration details.

We found that the division of the software into layers resulted in a flexible design that could be easily customized to specific mechanisms proposed in the literature, such as (sequential) Groves mechanisms and Walker mechanism, and to specific applications, such as various forms of auctions. For example, as already mentioned, our distributed implementation of Vickrey auction required modification of a module of only 60 lines of code. Additionally, this layered architecture offers a multi-level protection scheme against manipulations, distributed policing and supports fault-tolerance.

We also provided evidence that software engineering in the area of multiagent systems can profit from the techniques developed in the area of distributed computing, for example broadcasting in an environment with an unknown number of processes, distributed termination and barrier synchronization.

In our work we have not dealt with the problem of false-name bids, see [23], that needs to be addressed anew in the context of distributed implementations. This is the subject of our current research. Also, we plan to use our system to implement continuous double auctions.

## Acknowledgments

The first two layers were implemented by Kees Blom who kindly modified his implementation to our purposes. Han Noot developed software for message passing between internet-based parallel processes. The applications to the unit demand and single-minded auctions were suggested by Vangelis Markakis who also proposed the appropriate algorithms. The work of Huiye Ma was funded by the NWO project DIACoDeM, No 642.066.604.

## References

- [1] G. R. Andrews. *Foundations of Multithreaded, Parallel, and Distributed Systems*. Addison Wesley, New York, 2005.
- [2] K. R. Apt, F. Arbab, and H. Ma. Distributed platform for mechanism design. In *Proc. of the International Conference on Computational Intelligence for Modelling, Control and Automation*, pages 1–6. IEEE Society, 2008. Available from Computing Research Repository (CoRR), <http://arxiv.org/abs/0810.3199>.
- [3] K. R. Apt, V. Conitzer, M. Guo, and V. Markakis. Welfare undominated Groves mechanisms. In *Proc. 4th International Workshop on Internet and Network Economics (WINE 2008)*, Lecture Notes in Computer Science 5385, pages 426–437. Springer, 2008.

- [4] K. R. Apt and A. Estévez-Fernández. Sequential pivotal mechanisms for public project problems. In *Proc. 2nd International Symposium on Algorithmic Game Theory (SAGT09)*, Lecture Notes in Computer Science 5385, pages 85–96. Springer, 2009. Full version in Computing Research Repository (CoRR), <http://arxiv.org/abs/0810.1383>.
- [5] M. J. Bailey. The demand revealing process: To distribute the surplus. *Public Choice*, 91(2):107–126, 1997.
- [6] R. Cavallo. Optimal decision-making with minimal waste: Strategyproof redistribution of VCG payments. In *AAMAS '06: Proceedings of the 5th Int. Joint Conf. on Autonomous Agents and Multiagent Systems*, pages 882–889. ACM Press, 2006.
- [7] J. Feigenbaum, M. Schapira, and S. Shenker. Distributed algorithmic mechanism design. In N. Nisan, T. Roughgarden, E. Tardos, and V. J. Vazirani, editors, *Algorithmic Game Theory*, chapter 14, pages 363–384. Cambridge University Press, 2007.
- [8] J. Feigenbaum and S. Shenker. Distributed algorithmic mechanism design: recent results and future directions. In *DIALM '02: Proceedings of the 6th International Workshop on Discrete Algorithms and Methods for Mobile Computing and Communications*, pages 1–13, New York, NY, USA, 2002. ACM Press.
- [9] S. Izmalkov, S. Micali, and M. Lepinski. Rational secure computation and ideal mechanism design. In *FOCS '05: Proceedings of the 46th Annual IEEE Symposium on Foundations of Computer Science*, pages 585–595, Washington, DC, USA, 2005. IEEE Computer Society.
- [10] D. Lehmann, L. O’Callaghan, and Y. Shoham. Truth revelation in approximately efficient combinatorial auctions. *Journal of the ACM*, 49(5):1–26, 2002.
- [11] A. Mas-Collel, M. D. Whinston, and J. R. Green. *Microeconomic Theory*. Oxford University Press, 1995.
- [12] J. Matocha and T. Camp. A taxonomy of distributed termination detection algorithms. *Journal of Systems and Software*, 43(3):207–221, 1998.
- [13] D. Monderer and M. Tennenholtz. Distributed games: from mechanisms to protocols. In *AAAI '99/IAAI '99: Proceedings of the 16th National Conference on Artificial intelligence and 11th Conference on Innovative Applications of Artificial Intelligence*, pages 32–37, Menlo Park, CA, USA, 1999. American Association for Artificial Intelligence.
- [14] N. Nisan and A. Ronen. Algorithmic mechanism design (extended abstract). In *STOC*, pages 129–140, 1999.
- [15] D. C. Parkes and J. Shneidman. Distributed implementations of Vickrey-Clarke-Groves mechanisms. In *AAMAS '04: Proceedings of the 3rd Int. Joint Conf. on Autonomous Agents and Multiagent Systems*, pages 261–268, 2004.

- [16] A. Petcu and B. Faltings. DPOP: A scalable method for multiagent constraint optimization. In *IJCAI '05: Proceedings of the 19th International Joint Conference on Artificial Intelligence*, pages 266–271, 2005.
- [17] A. Petcu, B. Faltings, and R. Mailler. PC-DPOP: A new partial centralization algorithm for distributed optimization. In *IJCAI '07: Proceedings of the 20th International Joint Conference on Artificial Intelligence*, pages 167–172, 2007.
- [18] A. Petcu, B. Faltings, and D. C. Parkes. MDPOP: faithful distributed implementation of efficient social choice problems. In *AAMAS '06: Proceedings of the 5th International Joint Conference on Autonomous Agents and Multiagent Systems*, pages 1397–1404, New York, NY, USA, 2006. ACM Press.
- [19] J. Shneidman and D. C. Parkes. Using redundancy to improve robustness of distributed mechanism implementations. In *EC '03: Proceedings of the 4th ACM conference on Electronic commerce*, pages 276–277, New York, NY, USA, 2003. ACM Press.
- [20] J. Shneidman and D. C. Parkes. Specification faithfulness in networks with rational nodes. In *PODC '04: Proceedings of the 23rd Annual ACM Symposium on Principles of Distributed Computing*, pages 88–97, New York, NY, USA, 2004. ACM Press.
- [21] Intelligent design. *The Economist*, October 18th, 2007, 2008.
- [22] M. Walker. A simple incentive compatible scheme for attaining Lindahl allocations. *Econometrica*, 49(1):65–71, 1981.
- [23] M. Yokoo. Pseudonymous bidding in combinatorial auctions. In P. Cramton, Y. Shoham, and R. Steinberg, editors, *Combinatorial Auctions*, pages 161–187. The MIT Press, 2006.

## Appendix A

We explain here the details of the reduced tax scheme algorithm mentioned in Section 3. Intuitively, this algorithm determines given the tax vector  $(t_1, \dots, t_n)$  ‘who pays how much to whom’.

We consider a list  $L_{all}$  of players, each with his tax, and assume that -1 is the identity of the tax collector. First the players are divided into two lists,  $L_{neg}$ , consisting of players whose taxes are negative (i.e., those who should pay the taxes) and  $L_{pos}$  consisting of players whose taxes are strictly positive (i.e., those who should be paid). Players whose tax is 0 are omitted.

We start with the first player on the list  $L_{neg}$ , player  $A_{neg}^0$ , and compare the absolute value of his tax,  $|t_{neg}^0|$ , with the tax  $t_{pos}^0$  of the first player on the list  $L_{pos}$ , player  $A_{pos}^0$ . If  $|t_{neg}^0| < t_{pos}^0$ , then player  $A_{neg}^0$  pays the amount  $|t_{neg}^0|$  to player  $A_{pos}^0$ . This changes the tax of player  $A_{pos}^0$  from  $t_{pos}^0$  to  $t_{pos}^0 + t_{neg}^0$ . The process is now repeated with the next player who should pay a tax,  $A_{neg}^1$ , and player  $A_{pos}^0$ . If  $|t_{neg}^1| = t_{pos}^0$ , the same happens but the process is repeated with players  $A_{neg}^1$  and  $A_{pos}^1$ .

If  $|t_{neg}^0| > t_{pos}^0$ , player  $A_{neg}^0$  pays the amount  $t_{pos}^0$  to player  $A_{pos}^0$ . This changes the tax of player  $A_{neg}^0$  from  $t_{neg}^0$  to  $t_{neg}^0 + t_{pos}^0$ . The process is now repeated with player  $A_{neg}^0$  and the next unpaid player,  $A_{pos}^1$ .

The loop stops when either all players with negative taxes paid or all players with strictly positive taxes were paid. If the mechanism is not budget balanced, upon termination either each player  $l$  who at this moment still needs to pay taxes (his tax is negative) pays it to the tax collector—this is represented by the triple  $(l, |t_{neg}^l|, -1)$ —or each player  $l$  who at this moment still should be paid (his tax is strictly positive) sends his financial claim to the tax collector—this is represented by the triple  $(l, -t_{pos}^l, -1)$ .

The pseudo-code of the algorithm is given in Figure 3.

---

```

 $L_{all}$  is the list of players;
 $all$  is the length of the list  $L_{all}$ ;
 $A^i$  is the  $(i + 1)$ st player in the list  $L_{all}$ ;
 $t^i$  is the tax of player  $A^i$ ;
 $tax$  is the list representing the computed tax scheme;
 $tax = nil$ ;  $neg = 0$ ;  $pos = 0$ ;
for  $i = 0$  to  $all$  do
    if  $t^i < 0$  then
        append  $A^i$  to the list  $L_{neg}$ ;
         $neg = neg + 1$ ;
    else
        if  $t^i > 0$  then
            append  $A^i$  to the list  $L_{pos}$ ;
             $pos = pos + 1$ ;
        end
    end
end
 $A_{neg}^j$  is the  $(j + 1)$ st player in the list  $L_{neg}$ ;
 $t_{neg}^j$  is the tax of player  $A_{neg}^j$ ;
 $A_{pos}^k$  is the  $(k + 1)$ st player in the list  $L_{pos}$ ;
 $t_{pos}^k$  is the tax of player  $A_{pos}^k$ ;
 $j = 0$ ;
 $k = 0$ ;
while  $j < neg$  and  $k < pos$  do
    if  $|t_{neg}^j| \leq t_{pos}^k$  then
        append  $(j, |t_{neg}^j|, k)$  to the list  $tax$ ; %  $A_{neg}^j$  pays the amount  $|t_{neg}^j|$  to  $A_{pos}^k$ 
         $t_{pos}^k = t_{pos}^k + |t_{neg}^j|$ ;
         $j = j + 1$ ;
        if  $|t_{pos}^k| == 0$  then
             $k = k + 1$ 
        end
    else
        append  $(j, t_{pos}^k, k)$  to the list  $tax$ ; %  $A_{neg}^j$  pays the amount  $t_{pos}^k$  to  $A_{pos}^k$ 
         $t_{neg}^j = t_{neg}^j + t_{pos}^k$ ;
         $k = k + 1$ ;
    end
end
if  $j < neg$  then
    for  $l = j$  to  $neg - 1$  do
        append  $(l, |t_{neg}^l|, -1)$  to the list  $tax$ ; %  $A_{neg}^l$  pays the amount  $|t_{neg}^l|$  to the tax collector
    end
end
if  $k < pos$  then
    for  $l = k$  to  $pos - 1$  do
        append  $(l, -t_{pos}^l, -1)$  to the list  $tax$ ; %  $A_{neg}^l$  claims the amount  $t_{pos}^l$  from the tax collector
    end
end

```

---

Figure 3: The algorithm to compute reduced tax scheme

## Appendix B

In this appendix, we present an example interaction with the platform. This test was run on three PCs, `thorbjorn.sen.cwi.nl`, `testhp.liacs.nl` and `mexico.science.uva.nl`, located respectively at CWI, University of Amsterdam and University of Leiden. Their IP addresses are shown in Figure 4. We assume that each player chooses from the pull down

```

LargeProfile
File Edit View Terminal Tabs Help
PING thorbjorn.sen.cwi.nl (192.16.201.226) 56(84) bytes of data.
64 bytes from thorbjorn.sen.cwi.nl (192.16.201.226): icmp_seq=1 ttl=64 time=0.040 ms

--- thorbjorn.sen.cwi.nl ping statistics ---
1 packets transmitted, 1 received, 0% packet loss, time 0ms
rtt min/avg/max/mdev = 0.040/0.040/0.040/0.000 ms
thorbjorn.sen.cwi.nl 107 # ping mexico.science.uva.nl -c 1
PING mexico.science.uva.nl (146.50.45.77) 56(84) bytes of data.

--- mexico.science.uva.nl ping statistics ---
1 packets transmitted, 0 received, 100% packet loss, time 10000ms

thorbjorn.sen.cwi.nl 108 #
thorbjorn.sen.cwi.nl 108 # ping testhp.liacs.nl -c 1
PING testhp.liacs.nl (132.229.16.56) 56(84) bytes of data.
64 bytes from testhp.liacs.nl (132.229.16.56): icmp_seq=1 ttl=59 time=1.51 ms

--- testhp.liacs.nl ping statistics ---
1 packets transmitted, 1 received, 0% packet loss, time 1ms
rtt min/avg/max/mdev = 1.513/1.513/1.513/0.000 ms
thorbjorn.sen.cwi.nl 109 #

```

Figure 4: Three PCs at three locations.

menu a single-minded auction, discussed in Section 6. We consider a specific instance with

- 3 items for sale,
- 2 local registries, `thorbjorn.sen.cwi.nl:8802` and `mexico.science.uva.nl:8803`; we use time as a deadline for registration,
- 1 tax collector `thorbjorn.sen.cwi.nl:8801`,
- 6 players: player `testhp.liacs.nl:8806–8809` and `mexico.science.uva.nl:8804–8805` who register randomly in two local registries. Among these six players, we arrange that one player, `testhp.liacs.nl:8809`, is a latecomer who registers after the deadline, and as a result is not accepted to participate in the auction,
- the following players' bids:

`testhp.liacs.nl:8806`: 20(1,2), `testhp.liacs.nl:8807`: 50(3),  
`testhp.liacs.nl:8808`: 32:(2), `mexico.science.uva.nl:8805`: 60(2,3),  
`mexico.science.uva.nl:8804`: 19(1),

that is player `testhp.liacs.nl:8806` bids 20 for the bundle (1,2), etc.,

- 3 PCs: PC1 (`thorbjorn.sen.cwi.nl`), PC2 (`testhp.liacs.nl`), and PC3 (`mexico.science.uva.nl`); PC1 runs the tax collector (`thorbjorn.sen.cwi.nl:8801`) and the local registry (`thorbjorn.sen.cwi.nl:8802`); PC2 runs four players (`testhp.liacs.nl:8806–8809`), and PC3 runs the local registry (`mexico.science.uva.nl:8803`) and two players (`mexico.science.uva.nl:8804–8805`).

In this example the generated allocation is

(3:testhp.liacs.nl:8807,28), (2:testhp.liacs.nl:8808,10), (1: mexico.science.uva.nl:8805,0),

that is item 3 is sold to player testhp.liacs.nl:8807 who pays for it to the tax collector 28, etc.

The interaction with the system is presented in Figures 6–12 below. It consists of four phases.

#### **Phase 1.**

This phase consists of the registration process. Selected elements of it are presented in Figures 5–12. Figures 5 and 6 depict start of the tax collector thorbjorn.sen.cwi.nl:8801 and the local registry thorbjorn.sen.cwi.nl:8802 on PC1. The information board of the latter shows that players testhp.liacs.nl:8806 and mexico.science.uva.nl:8805 registered at this local registry.

The subsequent two Figures, 7 and 8, show successful registration of players testhp.liacs.nl:8806 and mexico.science.uva.nl:8804. Player testhp.liacs.nl:8809 was late in his attempt to register in the local registry mexico.science.uva.nl:8803 and his registration was rejected, as shown on Figures 9 and 10. The last figure also shows which players successfully registered at mexico.science.uva.nl:8803.

#### **Phases 2-4.**

The second phase consists of the type submission by players whose registration has been accepted. The third phase consists of the computation of the tax scheme by the registered players, its multicasting to other players and (in case of budget unbalanced mechanism) sending payments (respectively, financial claims) of the remaining taxes (respectively, claims) to the tax collector. The fourth phase consists of receiving by the registered players information from the tax collector about the aggregate tax (respectively, claim) received by it.

These three phases of the running example are depicted in Figures 11 and 12 showing the information boards of players testhp.liacs.nl:8808 and mexico.science.uva.nl:8804. In this example, in phase 3, the tax scheme was computed by every player who subsequently broadcast the computation result, ((testhp.liacs.nl:8807,-1,28),(testhp.liacs.nl:8808,-1,10)), to all the players registered in the auction.

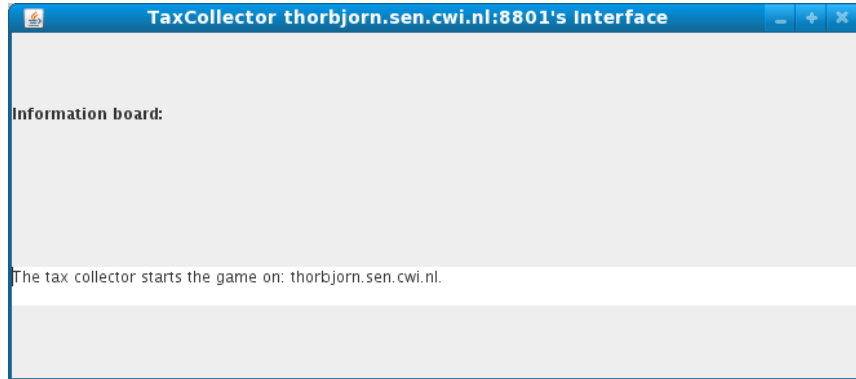


Figure 5: Phase 1: tax collector thorbjorn.sen.cwi.nl:8801 on PC1 (thorbjorn.sen.cwi.nl).

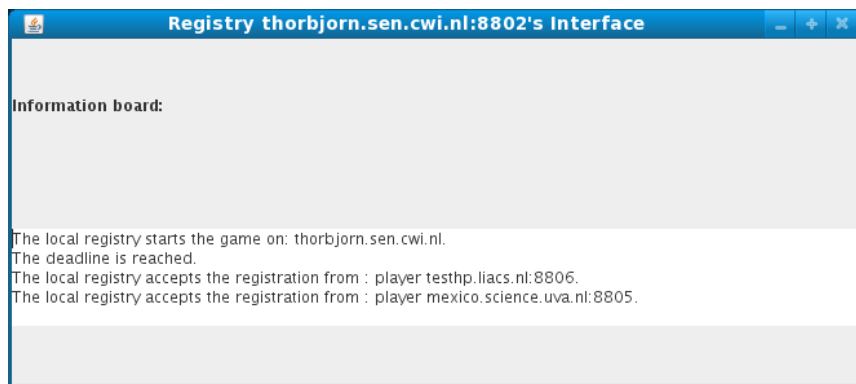


Figure 6: Phase 1: local registry thorbjorn.sen.cwi.nl:8802 on PC1 (thorbjorn.sen.cwi.nl).



Figure 7: Phase 1: player testhp.liacs.nl:8806 on PC2 (testhp.liacs.nl).

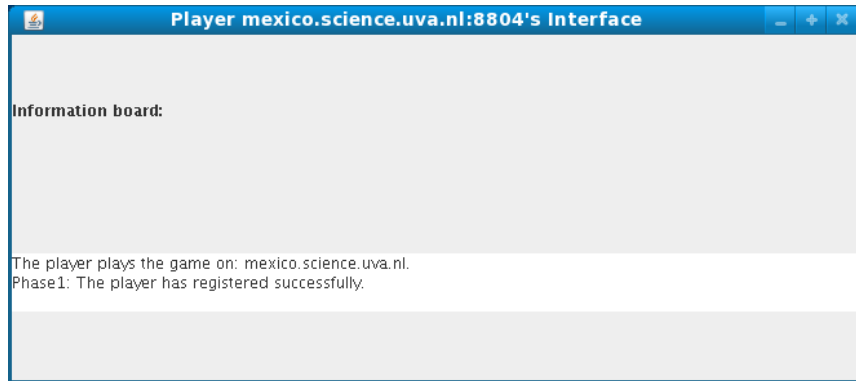


Figure 8: Phase 1: player mexico.science.uva.nl:8804 on PC3 (mexico.science.uva.nl).

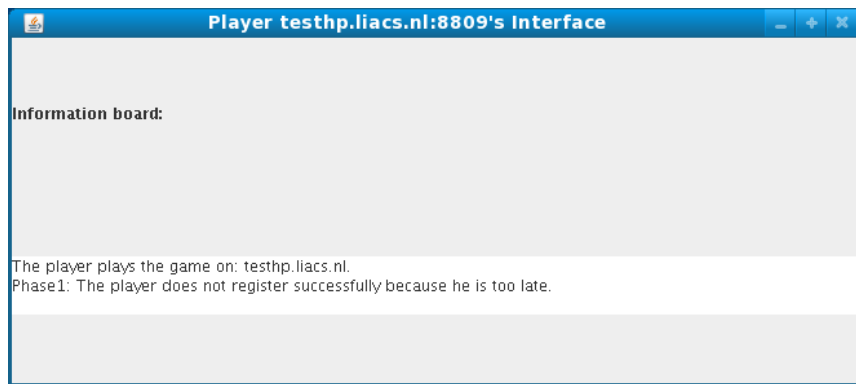


Figure 9: Phase 1: latecomer player testhp.liacs.nl:8809 on PC2 (testhp.liacs.nl).



Figure 10: Phase 1: local registry mexico.science.uva.nl:8803 with late registration on PC3 (mexico.science.uva.nl).

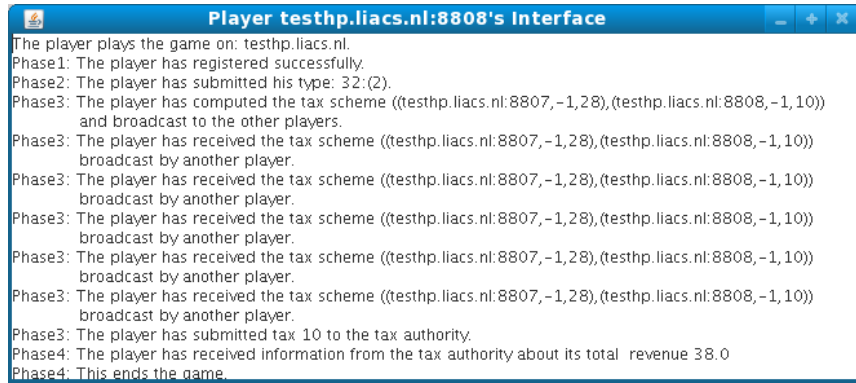


Figure 11: Phases 2-4: player testhp.liacs.nl:8808 on PC2 (testhp.liacs.nl).

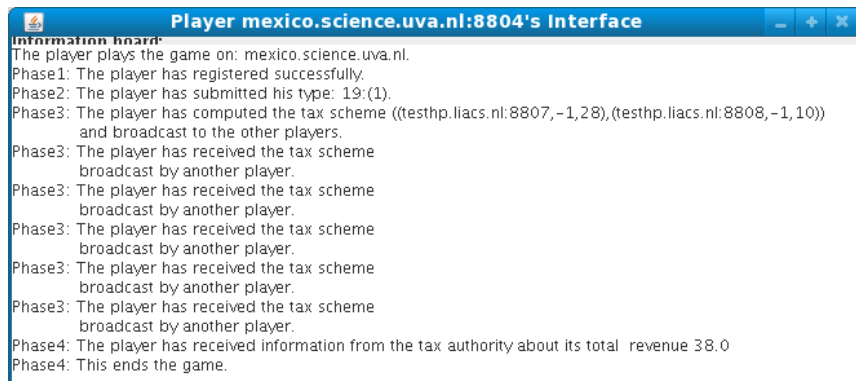


Figure 12: Phases 2-4: player mexico.science.uva.nl:8804 on PC3 (mexico.science.uva.nl).

## Appendix C

We discuss here in more detail the examples of Groves mechanisms implemented using our platform by explaining how each of them can be represented as a decision problem. In each case it is straightforward to check that the considered decision function is efficient. Consequently in each case Groves theorem applies.

**Vickrey auction** We model Vickrey auction as the following decision problem  $(D, \Theta_1, \dots, \Theta_n, v_1, \dots, v_n, f)$ :

- $D = \{1, \dots, n\}$ ,
- each  $\Theta_i$  is the set  $\mathbb{R}_+$  of non-negative reals;  $\theta_i \in \Theta_i$  is player  $i$ 's valuation of the object,
- $v_i(d, \theta_i) := \begin{cases} \theta_i & \text{if } d = i \\ 0 & \text{otherwise} \end{cases}$
- $f(\theta) := i$ ,  
where  $\theta_i = \max_{j \in [1..n]} \theta_j$  and<sup>7</sup>  $\forall j \in [i + 1..n] \theta_j < \theta_i$ .

Here decision  $d \in D$  indicates to which player the object is sold. Below, given a sequence  $s$  of reals we denote by  $[s]_k$  the  $k$ th largest element in this sequence. For example, for  $\theta = (1, 5, 2, 3, 2)$  we have  $[\theta_{-2}]_2 = 2$  since  $\theta_{-2} = (1, 2, 3, 2)$ .

The payments (taxes) in Vickrey auction are realized by applying the VCG mechanism, which yields

$$t_i^V(\theta) := \begin{cases} -[\theta]_2 & \text{if } f(\theta) = i \\ 0 & \text{otherwise} \end{cases}$$

**Vickrey auction with redistribution** To formalize the redistribution scheme of [6] in our framework we combine each tax  $t_i^V$  in Vickrey auction with the following function  $h_i$  (to ensure that it is well-defined we need to assume that  $n \geq 3$ ):

$$h_i(\theta_{-i}) := \frac{[\theta_{-i}]_2}{n}$$

that is, by using

$$t_i(\theta) := t_i^V(\theta) + h_i(\theta_{-i}).$$

One can easily show (see [6]) that this yields a feasible Groves mechanism.

Let, given the sequence  $\theta$  of submitted bids (types),  $\pi$  be the permutation of  $1, \dots, n$  such that  $\theta_{\pi(i)} = [\theta]_i$  for  $i \in [1..n]$  (where we break the ties by selecting players with the higher index first). So the  $i$ th highest bid is by player  $\pi(i)$  and the object is sold to player  $\pi(1)$ . Then

- $[\theta_{-i}]_2 = [\theta]_3$  for  $i \in \{\pi(1), \pi(2)\}$ ,

---

<sup>7</sup>In case of a tie we allocate the object to the player with the highest index.

- $[\theta_{-i}]_2 = [\theta]_2$  for  $i \in \{\pi(3), \dots, \pi(n)\}$ ,

so the above Groves mechanism boils down to the following payments by player  $\pi(1)$ :

- $\frac{[\theta]_3}{n}$  to player  $\pi(2)$ ,
- $\frac{[\theta]_2}{n}$  to players  $\pi(3), \dots, \pi(n)$ ,
- $[\theta]_2 - \frac{2}{n}[\theta]_3 - \frac{n-2}{n}[\theta]_2 = \frac{2}{n}([\theta]_2 - [\theta]_3)$  to the tax collector,

which is how it was originally defined in [6].

**Public projects** The public problem corresponds to the following decision problem:

- $D = \{0, 1\}$  (reflecting whether a project is cancelled or takes place),
- $\Theta_i = \mathbb{R}_+$ ,
- $v_i(d, \theta_i) := d(\theta_i - \frac{c}{n})$ ,
- $f(\theta) := \begin{cases} 1 & \text{if } \sum_{i=1}^n \theta_i \geq c \\ 0 & \text{otherwise} \end{cases}$

Here  $c$  is the cost of the project. If the project takes place,  $\frac{c}{n}$  is the cost share of the project for each player. We ensure that the decision rule is publicly known by initially providing each player with the cost of the project  $c$ .

**Unit demand auction** We assume that there are  $n$  players and  $m$  items and that each player submits a valuation for each item. The items should be allocated in such a way that each player receives at most one of them and the aggregated valuation is maximal. The unit demand auction with  $n$  players and  $m$  items can be modelled as the following decision problem:

- $D = \{f : \{1, \dots, n\} \rightarrow \{0, 1, \dots, m\} \mid \forall j \in \{1, \dots, m\} \exists^{\leq 1} i \in \{1, \dots, n\} f(i) = j\}$ ,  
where  $\exists^{\leq 1}$  stands for ‘there exists at most one’, i.e., each decision is a 1-1 allocation of items to players,
- $\Theta_i = \mathbb{R}_+^m$ ;  $(\theta_{i,1}, \dots, \theta_{i,m}) \in \Theta_i$  is a vector of player  $i$ ’s valuations of the items for sale,
- $v_i(d, \theta_i) := \begin{cases} \theta_{i,j} & \text{if } d(j) = i \\ 0 & \text{if } \neg \exists j d(j) = i \end{cases}$
- $f(\theta') := d$  for which  $\sum_{j \in \text{dom}(d)} \theta'_{d(j),j}$  is maximal.

**Single-minded auction** We assume that there are  $n$  players and  $m$  items and each player  $i$  is only interested in a consecutive sequence  $a_i, \dots, b_i$  of the items  $1, \dots, m$ , with  $1 \leq a_i \leq b_i \leq m$ .

We model this as the following decision problem:

- $D = \{f \mid f : A \rightarrow \{1, \dots, n\}, A \subseteq \{1, \dots, m\}\},$
- $\Theta_i = \mathbb{R}_+; \theta_i \in \Theta_i$  is player  $i$ 's valuation for the sequence  $a_i, \dots, b_i$  of the items,
- $v_i(d, \theta_i) := \begin{cases} \theta_i & \text{if } d(j) = i \text{ for all } j \in [a_i, \dots, b_i] \\ 0 & \text{otherwise} \end{cases}$
- $f(\theta') := d$  for which  $\sum_{i: d([a_i, \dots, b_i]) = \{i\}} \theta'_i$  is maximal,  
where  $d([a_i, \dots, b_i]) = \{d(j) \mid j \in [a_i, \dots, b_i]\}.$

So, given an allocation  $f \in D$  the goods in the set  $\{k \mid f(k) = j\}$  are allocated to player  $j$ . Note that alternatively  $f$  can be defined by:

$$f(\theta') := d \text{ for which } \sum_{i=1}^n v_i(d, \theta'_i) \text{ is maximal.}$$

**Buying a path in a network** We also implemented the Groves mechanism concerned with the problem of buying a path in a network, introduced in [14]. We consider a communication network, modelled as a directed graph  $G := (V, E)$  (with no self-cycles or parallel edges). We assume that each edge  $e \in E$  is owned by (a different) player  $e$ . We fix two vertices  $s, t \in V$  and assume that for every edge  $e$  there is a  $s - t$  path in  $G$  with the edge  $e$  removed.

Each player (owning the edge)  $e$  submits the cost  $\theta_e$  of using  $e$ . The central authority selects on the basis of players' submissions the shortest  $s - t$  path in  $G$ .

This problem can be modelled as the following decision problem, where we denote the edges by letters  $i, j$ :

- $D = \{p \mid p \text{ is a } s - t \text{ path in } G\},$
- each  $\Theta_i$  is  $\mathbb{R}_+; \theta_i$  is player's  $i$  incurred cost if the edge  $i$  is used in the selected path,
- $v_i(p, \theta_i) := \begin{cases} -\theta_i & \text{if } i \in p \\ 0 & \text{otherwise} \end{cases}$
- $f(\theta) := p$ , where  $p$  is the shortest  $s - t$  path in  $G$ , where the cost of each edge  $i$  is  $\theta_i$ .

In the case of multiple shortest paths we select, say, the one that is alphabetically first.

One can show that the following taxes (that are payments to the players) constitute a Groves mechanism (see [14]):

$$t_i(\theta) = \begin{cases} \text{cost}(p_1) - \text{cost}(p) + \theta_i & \text{if } i \in p \\ 0 & \text{otherwise} \end{cases}$$

where we abbreviate  $\sum_{j \in p} \theta_j$  to  $\text{cost}(p)$ ,  $p$  is the shortest  $s - t$  path in  $G$  selected by the decision rule  $f$  (that is,  $f(\theta) = p$ ) and  $p_1$  is a shortest  $s - t$  path in  $G$  that does not include the edge  $i$ .