

How binary interactions affect stellar population synthesis

Zhongmu Li¹ and Zhanwen Han

National Astronomical Observatories/Yunnan Observatory, the Chinese Academy of Sciences, Kunming, 650011, China

zhongmu.li@gmail.com; zhanwenhan@hotmail.com

ABSTRACT

The single star-stellar population (ss-SSP) models are usually used for stellar population studies. However, there are more than 50% stars that are in binaries and evolve differently from single stars. This suggests when we model the stellar populations of galaxies and star clusters, the effects of binary interactions should be considered. Although a few works tried to model stellar populations via binaries, there is no quantitative study about the effects of binary interactions on stellar population synthesis. Via a rapid stellar population synthesis (*RPS*) model, we study how binary interactions affect the results of stellar population synthesis and the results of stellar population studies.

Our results show that binary interactions make the colours of stellar populations less luminous and bluer, age-sensitive Lick index $H\beta$ larger, and the metallicity-sensitive index such as Mgb , $Fe5270$ and $Fe5335$ smaller than those of ss-SSPs. The results also show that the results (luminosity-weighted stellar ages and metallicities) of relative studies obtained via ss-SSPs and binary star-stellar populations (bs-SSPs) are similar, especially when we use $H\beta$ and $[MgFe]$ indices to measure stellar age and metallicity. Thus binary interactions do not change the most results we obtained via ss-SSPs before. The bs-SSP fitted luminosity-weighted stellar ages of populations can be calculated from ss-SSP fitted results via, e.g., $t_{bs} = 14.01Z_{ss} + (1.46 - 17.61Z_{ss})t_{ss}$ (for the results fitted by $H\beta$ and $[MgFe]$ indices; t_{bs} , Z_{ss} and t_{ss} are the bs-SSP fitted age, ss-SSP fitted metallicity and ss-SSP fitted age, respectively). This can help us to get some absolute values of stellar-population parameters and is useful for absolute studies. As a whole, our results suggest that ss-SSPs can be used for most stellar population studies, except some special ones.

Subject headings: galaxies: stellar content— galaxies: elliptical and lenticular, cD.

¹Graduate University of the Chinese Academy of Sciences

1. Introduction

Stellar population synthesis is a powerful technique to study the stellar contents of galaxies and star clusters. It is also an important method to study the formation and evolution of galaxies. Some simple stellar population (SSP) models that did not take binary interactions into account are usually used for stellar population studies, as most stellar population models are single star-stellar population (ss-SSP) models (see, e.g., Bruzual & Charlot 2003 (BC03), Worthey 1994, Vazdekis 1999, Fioc & Rocca-Volmerange 1997). However, as pointed by, e.g., Han et al. (2001), more than 50% stars are in binaries and they evolve differently from single stars. We can see it clearly when comparing the isochrones of ss-SSPs and those of binary star-stellar populations (bs-SSPs) (see Fig.1). In fact, bs-SSPs can fit the colour-magnitude diagrams (CMDs) of star clusters better compared to ss-SSPs (Li & Han 2007a). It suggests that binary interactions can affect the stellar population synthesis results significantly and it is necessary to consider binary interactions in stellar population synthesis studies. This is also supported by some observational results, e.g., the Far-UV excess of elliptical galaxies (Han et al. 2007) and blue stragglers in star clusters (Tian et al. 2006; Xin et al. 2007). These phenomena can be naturally explained via stellar populations with binary interactions, without any special assumption.

A few works have tried to model populations via bs-SSPs and have presented some qualitative results about the effects of binary interactions on stellar population synthesis results. For example, Zhang et al. (2004, 2005) showed that binary interactions can make bs-SSPs bluer than ss-SSPs. However, there is no quantitative study yet. In this case, we have no clear picture for the difference between the predictions of bs-SSPs and ss-SSPs, and then the difference between luminosity-weighted stellar-population parameters (age and metallicity) determined by bs-SSPs and ss-SSPs. We do not know how the supports of galaxy formation models from stellar population studies will change if binary interactions are taken into account, either. In this work, we intend to give a detailed study about the effects of binary interactions on the results of stellar population synthesis and the results of stellar population studies, via the rapid stellar population synthesis (*RPS*) model of Li & Han (2007a).

The paper is organized as follows. In Sect. 2, we briefly introduce the *RPS* model. In Sect. 3, we study the effects of binary interactions on the isochrones, spectra energy distributions (SEDs), Lick Observatory Image Dissector Scanner absorption line indices (Lick indices) and colours of stellar populations. In Sect. 4, we investigate the difference between stellar ages and metallicities fitted by ss-SSPs and bs-SSPs. Finally, in Sect. 5, we give our discussions and conclusions.

2. The *RPS* model

We take the results of the *RPS* model of Li & Han (2007a) for the work, as there is no other available model. The *RPS* model calculated the high-resolution (3 \AA) SEDs, Lick indices and colours for both bs-SSPs and ss-SSPs with the initial mass functions (IMF) of Salpeter (1955) and Chabrier (2003) based on a statistical isochrone database for bs-SSPs and ss-SSPs (Li & Han 2007a). Each bs-SSP contains about 50% stars that are in binaries with orbital periods less than 100 yr (the typical value of the Galaxy, see Han et al. 1995), and binary interactions such as mass transfer, mass accretion, common-envelope evolution, collisions, supernova kicks, angular momentum loss mechanism, and tidal interactions are considered when evolving binaries via the rapid stellar evolution code of Hurley et al. (2002). Therefore, the *RPS* model is suitable for studying the synthetic effects of binary interactions on stellar population synthesis results. More details about the model please refer to Li & Han (2007a).

3. Effects of binary interactions on stellar population synthesis results

3.1. The effects on isochrones of stellar populations

The direct effects of binary interactions on stellar population synthesis is to change the isochrones of stellar populations, i.e., the distribution of stars in the surface gravity versus effective temperature grid (hereafter gT -grid). We investigate the difference between the isochrones of bs-SSPs and ss-SSPs. Stellar populations with the IMF of Salpeter (1955) as our standard models for the work. The difference are calculated by subtracting the isochrone of a ss-SSP from that of its corresponding bs-SSP. The ss-SSP and its corresponding bs-SSP have the same star sample, metallicity, age, and all their integrated specialties are calculated via the same method. Therefore, the difference between the isochrone of a bs-SSP and its corresponding ss-SSP only results from binary interactions. As convenience, we call the difference “discrepancy isochrone”. Here we show the discrepancy isochrones for a few stellar populations in Figs. 1, 2 and 3, for metal-poor ($Z = 0.0001$), solar-metal ($Z = 0.02$), and metal-rich ($Z = 0.03$) populations, respectively. As we see, stars of bs-SSPs distribute in a wider range in the gT -grid compared to those of ss-SSPs. Some special stars, e.g., blue stragglers (BSs), are generated by binary interactions. We are also shown that the difference between isochrones of old bs-SSPs and ss-SSPs is smaller than that of young populations.

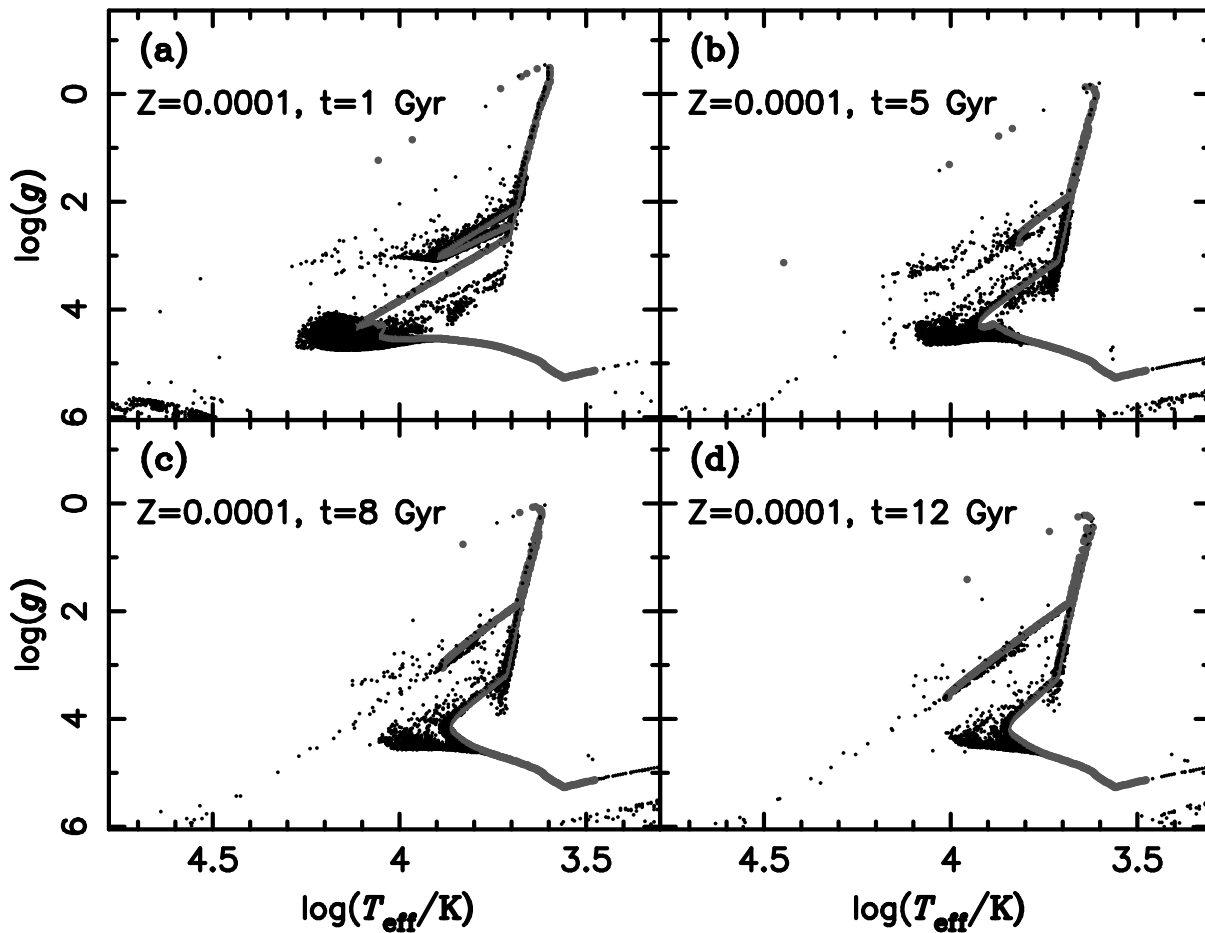


Fig. 1.— The differences between isochrones of metal-poor ($Z = 0.0001$) bs-SSPs and ss-SSPs. Dark points show the ranges that bs-SSPs contain more stars than ss-SSPs, and gray points show the ranges that ss-SSPs contain more stars than bs-SSPs. Note that most ranges shown by dark points are only covered by bs-SSPs, and the ranges shown by gray points are very close to the isochrones of ss-SSPs.

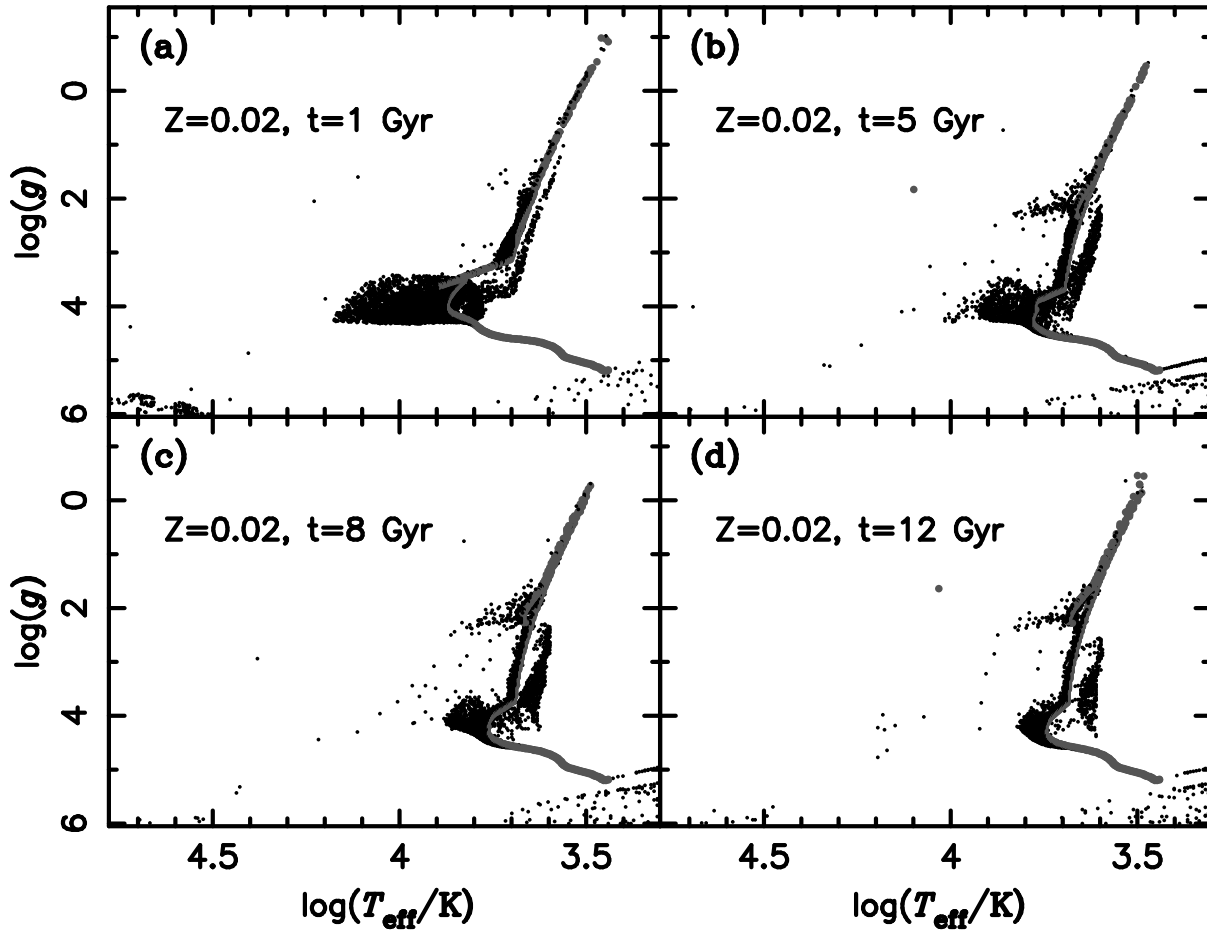


Fig. 2.— Similar to Fig. 1, but for solar-metal ($Z = 0.02$) populations.

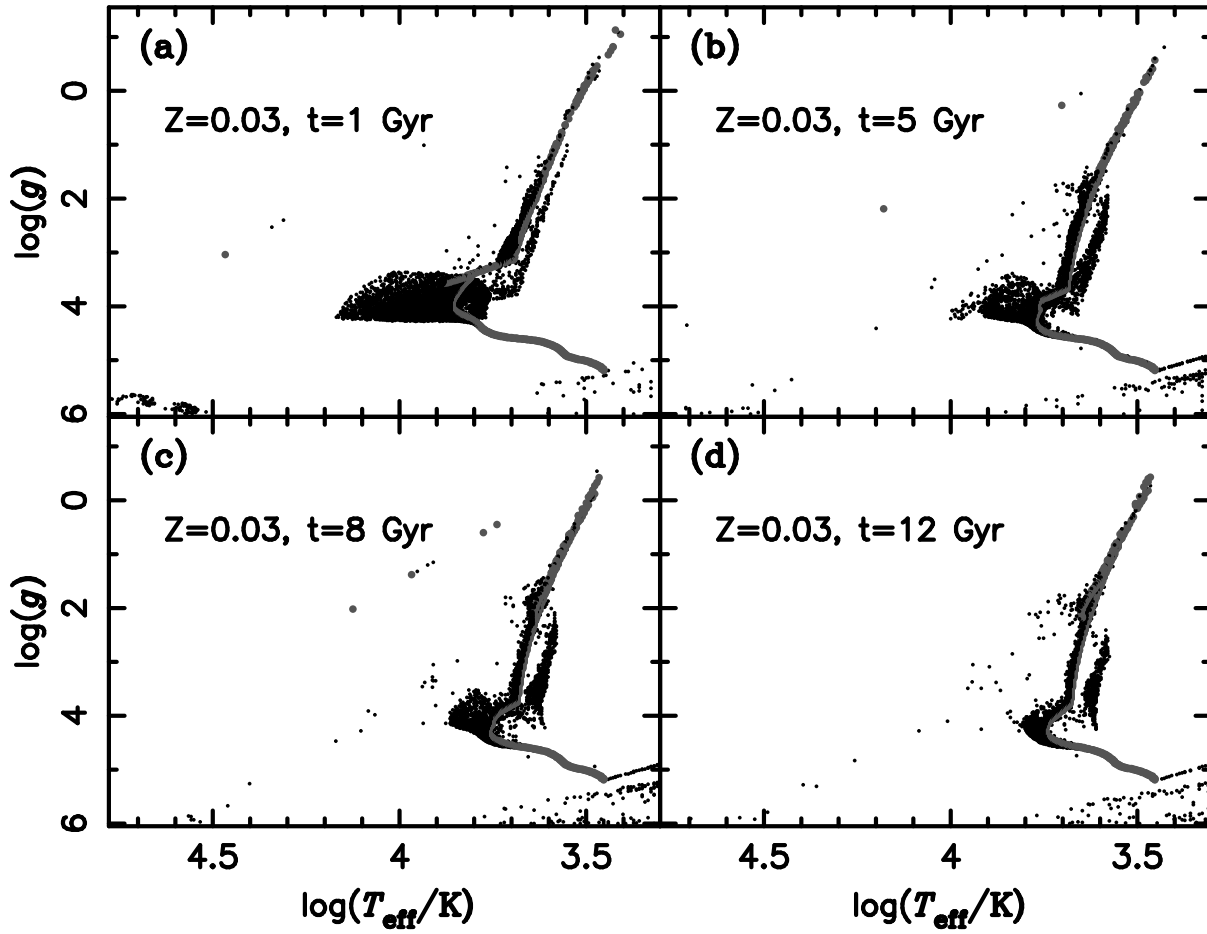


Fig. 3.— Similar to Fig. 1, but for metal-rich ($Z = 0.03$) populations.

3.2. The effects on stellar population synthesis results

The widely used stellar population synthesis results are SEDs, Lick indices and colours. They are usually used for stellar population studies and are very important. We investigate the effects of binary interactions on them in this section.

3.2.1. SEDs

To investigate how binary interactions affect the SEDs of stellar populations, we compare the SEDs of a pair of a bs-SSP and an ss-SSP that have the same age and metallicity. The difference between SEDs are simply called discrepancy SEDs. The discrepancy SED for a pair of bs-SSP and ss-SSP is derived by subtracting the SED of the ss-SSP from that of the bs-SSP. Here we show the discrepancy SEDs for metal-poor ($Z = 0.004$), solar-metal ($Z = 0.02$) and metal-rich ($Z = 0.03$) stellar populations in Figs. 4, 5, and 6, respectively.

As we see, binary interactions make stellar populations less luminous, but the flux in shortwave bands are changed by binary interactions less strongly compared to that in longwave bands. The discrepancy between the SEDs of a bs-SSP and its corresponding ss-SSP decreases with increasing age or decreasing metallicity. We can also see that binary interactions affected the line indices of populations obviously. It suggests that bs-SSP models and ss-SSP models will usually give different results for stellar population studies.

3.2.2. Lick indices

Lick indices are the most widely used indices in stellar population studies, because they can disentangle the well-known stellar age–metallicity degeneracy (see, e.g., Worthey 1994). If binary interactions are taken into account, we will obtain some results different from those determined using ss-SSP models, which was suggested by the difference between the SEDs of bs-SSPs and ss-SSPs. Here we test how binary interactions can change the Lick indices of stellar populations when comparing to those of ss-SSPs. In Fig. 7, we show the difference between four widely used indices of bs-SSPs and those of ss-SSPs. The indices shown were calculated from SEDs on the Lick system (see Worthey et al. 1994). We see that binary interactions affect the Lick indices of stellar populations significantly. For fixed metallicity, the effects of binary interactions on both age- and metallicity-sensitive indices become stronger with increasing age when stellar age is less than about 1.5 Gyr, and then the effects become weaker with increasing age. The reason is that the effects of binary interactions on the isochrones of stellar populations increase with age when stellar age is less

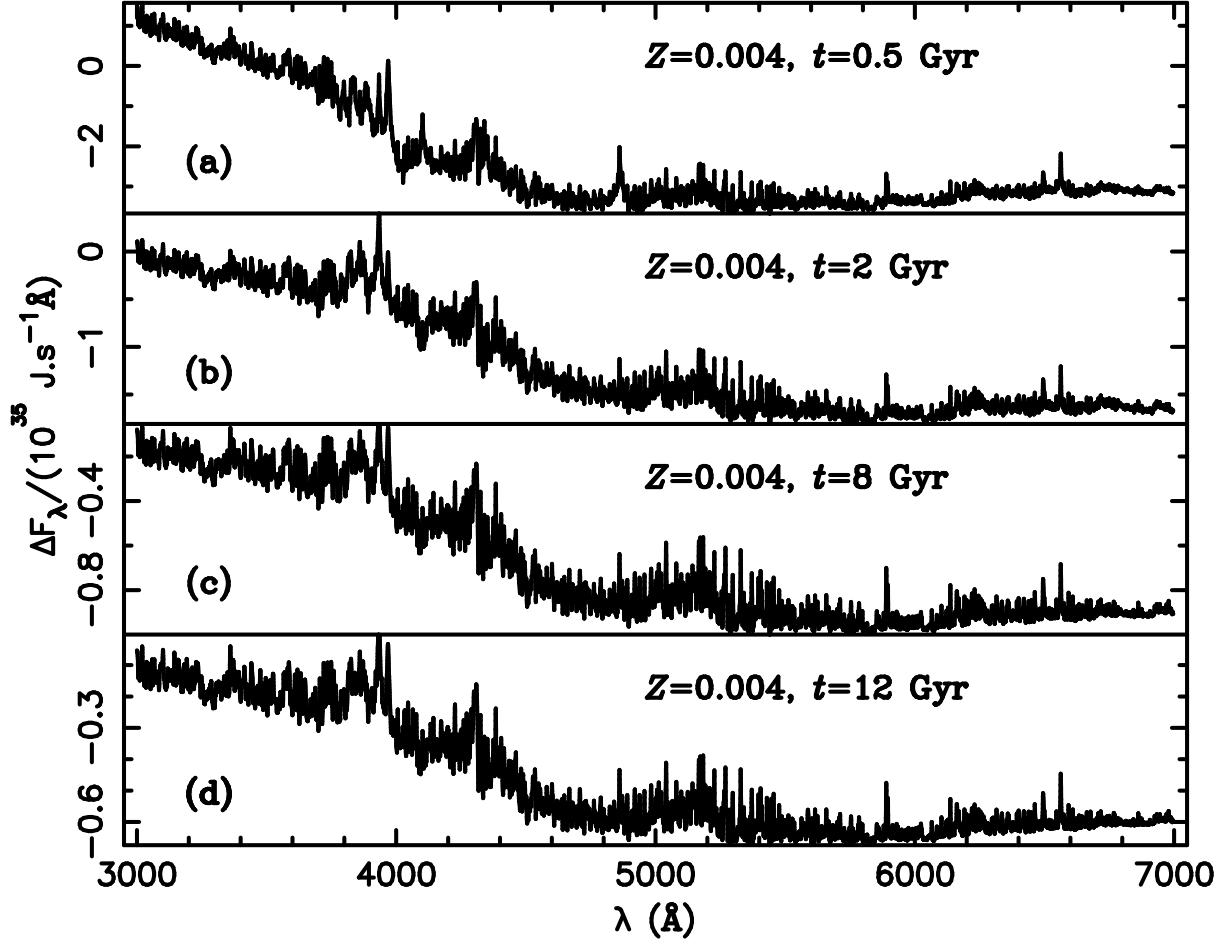


Fig. 4.— The difference between SEDs of metal-poor ($Z = 0.004$) bs-SSPs and ss-SSPs, i.e., discrepancy SEDs. The discrepancy SED of a pair of bs-SSP and ss-SSP is calculated by subtracting the SED of the ss-SSP from that of the bs-SSP.

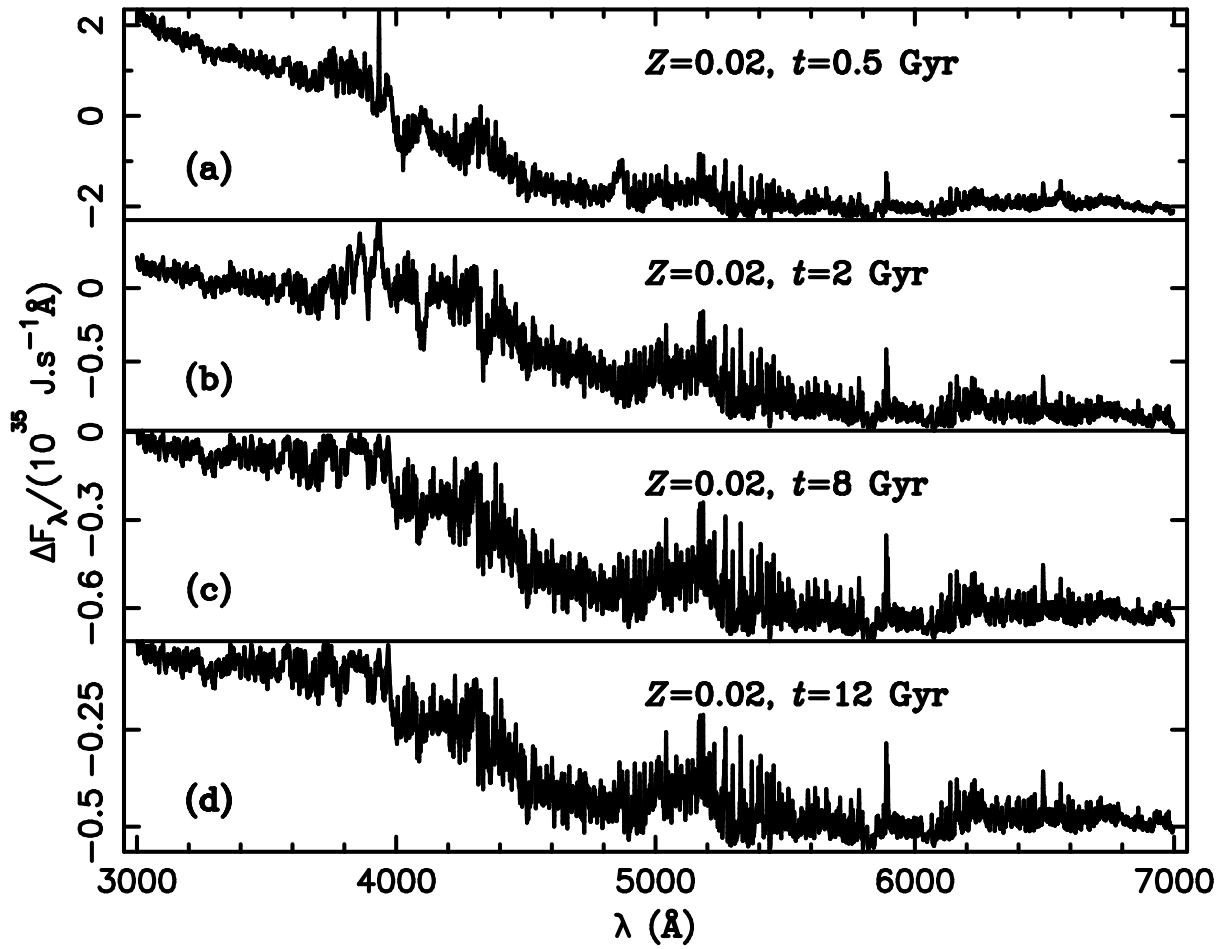


Fig. 5.— Similar to Fig. 4, but for solar-metal ($Z = 0.02$) stellar populations.

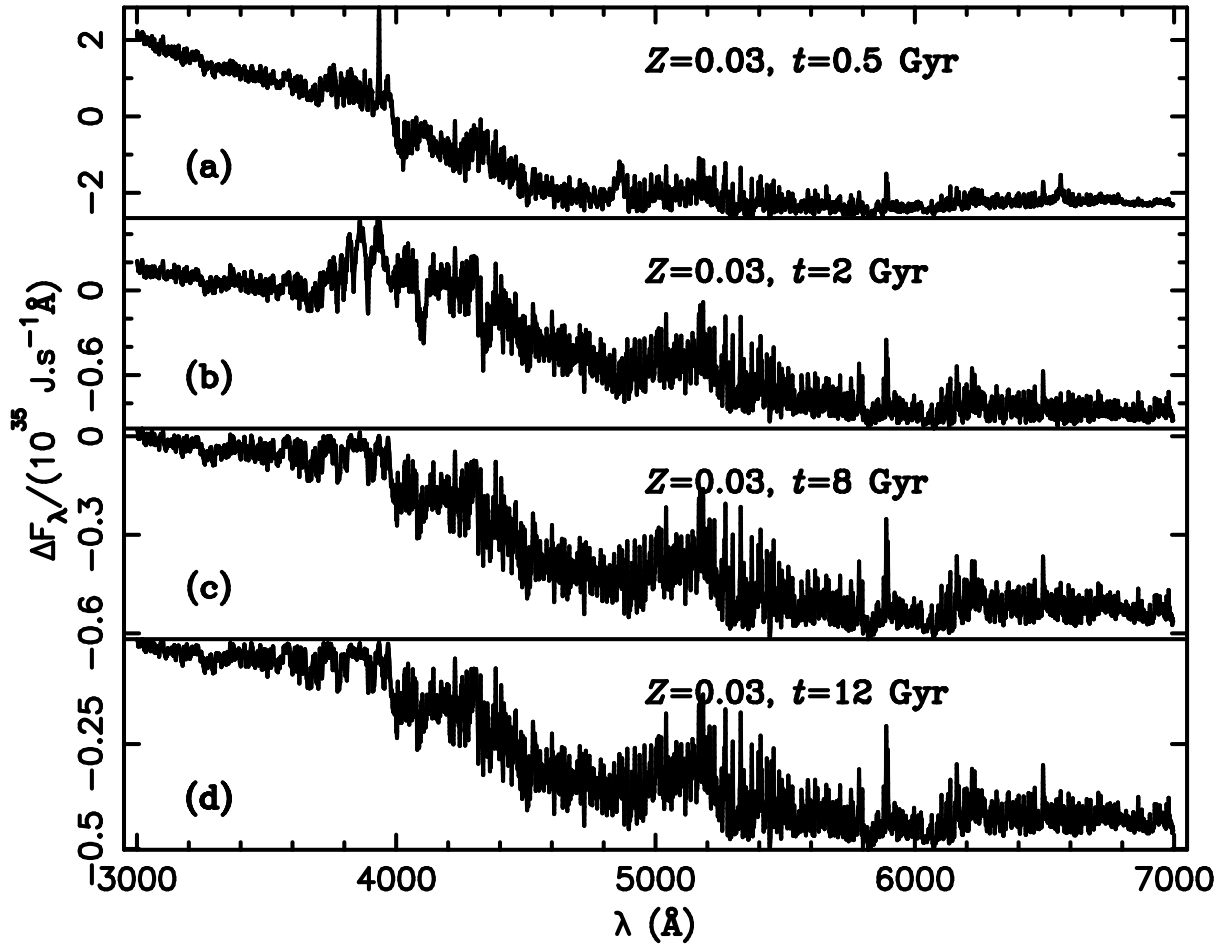


Fig. 6.— Similar to Fig. 4, but for metal-rich ($Z = 0.03$) stellar populations.

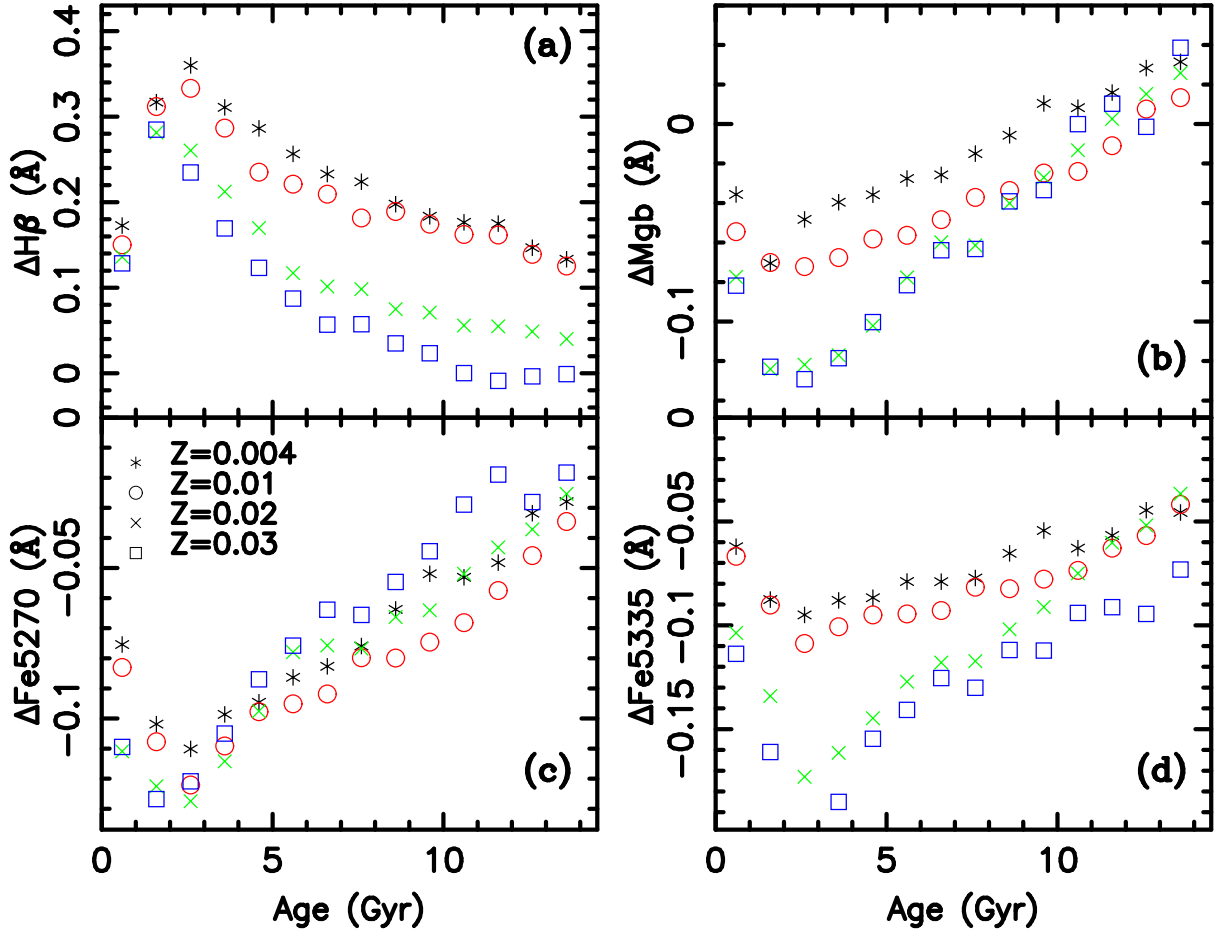


Fig. 7.— Differences between four widely used Lick indices of bs-SSPs and ss-SSPs. The difference in a Lick index is calculated by subtracting the value of a ss-SSP from that of its corresponding bs-SSP, which has the same age and metallicity as the ss-SSP. Star, circle, cross, and square are for populations with metallicities of 0.004, 0.01, 0.02, and 0.03, respectively. Note that the differences are averaged in 1 Gyr.

than about 1.5 Gyr, and then the effects decrease with stellar age. For clearly, we show the effects of binary interactions on the isochrones of stellar populations with the solar-metallicity in Fig. 8. In the figure, the number of stars that have $\log(g) < 4.0$ and $\log(T_{\text{eff}}) > 3.75$, and locate at different positions in the gT -grids of an ss-SSP and a bs-SSP (with the same age and metallicity) are plotted versus the age of stellar populations, because these stars can affect the integrated specialties of populations significantly. In addition, from Fig. 7, we can find that for fixed age, binary interactions affect the $H\beta$ and Fe5270 indices of metal-poor populations more strongly than those of metal-rich populations, while they affects the Mgb and Fe5335 indices of metal-poor populations less strongly. Therefore, using ss-SSPs and bs-SSPs, we will usually get various results in stellar population studies, via popular Lick-index methods such as the $H\beta$ & [MgFe] method, which determines the stellar age and metallicity of populations by comparing the observational and theoretical $H\beta$ and [MgFe] indices (Thomas et al. 2003).

3.2.3. Colour indices

Because colours are useful for estimating the ages and metallicities of distant galaxies (see, e.g., Li & Han 2007b), we investigate the effects of binary interactions on them. We use a method similar to what we used above. The detailed results are shown in Fig. 9. In the figure, the differences between two $UBVRIZJK$ colours, $(B - V)$ and $(B - K)$, an $ugriz$ colour on the SDSS system, $(u - r)$, and a composite colour, $(r - K)$, of bs-SSPs and those of ss-SSPs are shown, respectively. Note that the $(r - K)$ colour consists of a Johnson system magnitude, K , and an SDSS system magnitude, r . As we see, for fixed age and metallicity, binary interactions make the colours of most stellar populations bluer than those predicted by ss-SSPs. It suggests that we will get different stellar metallicities and ages for galaxies via bs-SSP models and ss-SSP models, using a photometry method. In addition, similar to Lick indices, the differences between the colours of two kinds of stellar populations increase with stellar age when populations are younger than about 1.5 Gyr and the differences decrease with stellar age for older populations.

4. The effects of binary interactions on the determination of stellar-population parameters

Two stellar-population parameters, i.e., stellar age and metallicity, are crucial in the investigations of the formation and evolution of galaxies. We investigate the effects of binary interactions on the estimates of the two parameters. We try to fit the stellar-population

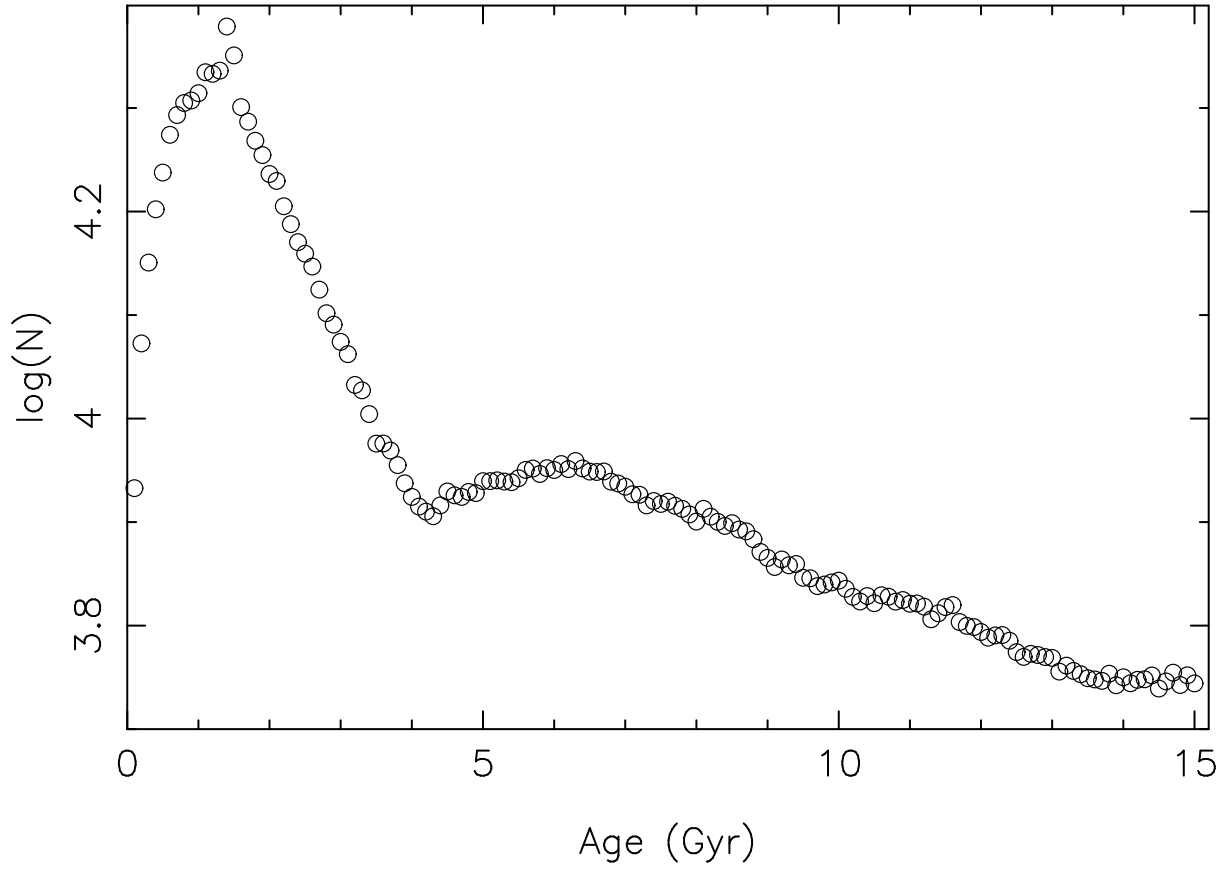


Fig. 8.— Relation of the effects of binary interactions on the isochrones of solar-metallicity ($Z = 0.02$) populations and stellar age. The y-axis shows the logarithmic number of stars that with $\log(g) < 4.0$, $\log(T_{\text{eff}}) > 3.75$, and locate at different positions in the gT -grids of a pair of ss-SSP and bs-SSP which have the same age and metallicity.

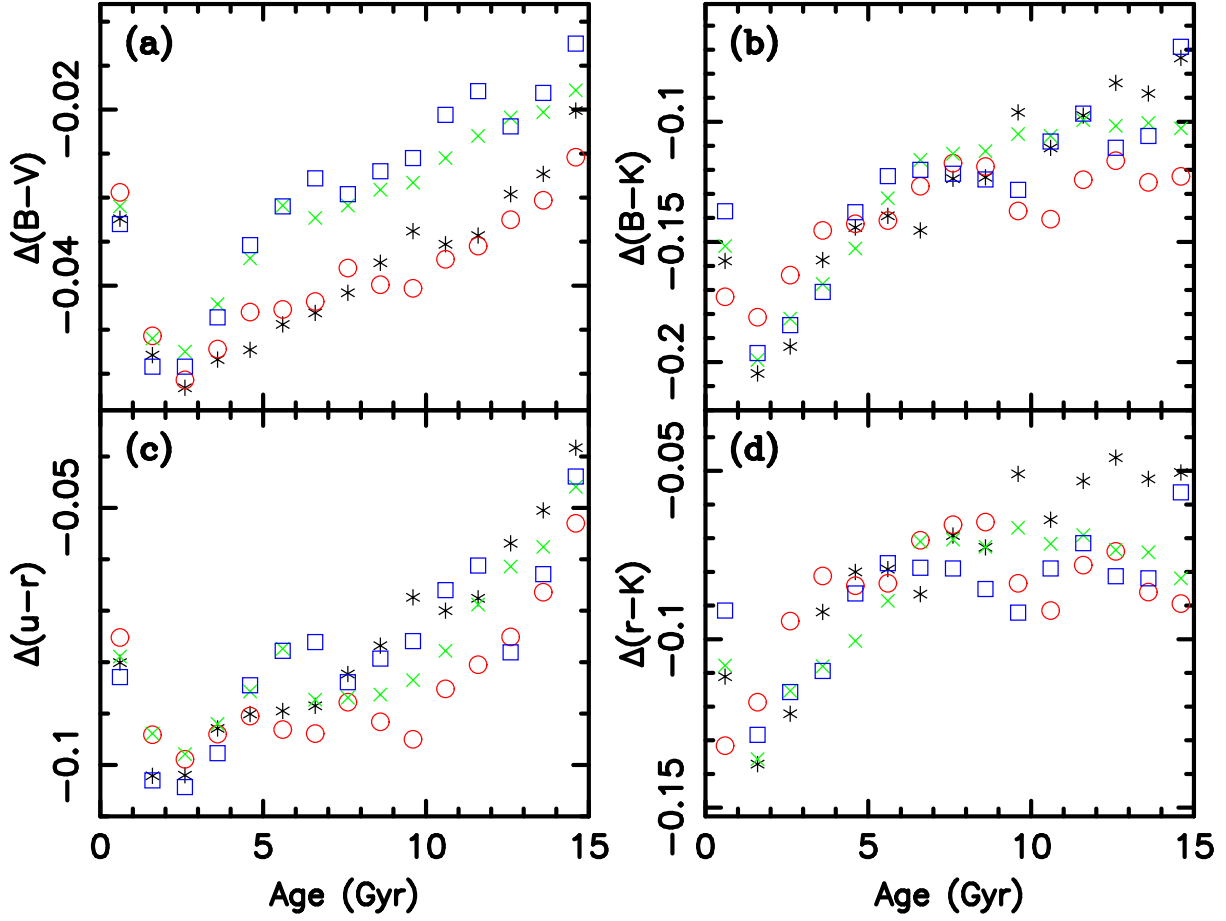


Fig. 9.— Differences between four colours of bs-SSPs and ss-SSPs. The difference in a colour is calculated by subtracting the colour of a ss-SSP from that of its corresponding bs-SSP (the ss-SSP and bs-SSP have the same age and metallicity). Symbols have the same meanings as in Fig. 7. The colour $(u-r)$ is on the SDSS-*ugriz* system and $(r-K)$ is a composite colour that consists of a Johnson magnitude (K) and a SDSS-*ugriz* magnitude (r). Note that the differences are averaged in 1 Gyr.

parameters of bs-SSPs with various ages and metallicities using ss-SSPs, via both Lick-index and photometry methods. Because the observation shows that about 50% stars in the Galaxy are in binaries, bs-SSPs should be more similar to the real stellar populations of galaxies and star clusters. Therefore, the results fitted via ss-SSPs (hereafter ss-SSP fitted results, represented by t_{ss} and Z_{ss}) should be different from the real stellar-population parameters of galaxies. We investigate the difference in the section. For convenience, we express the real stellar-population parameters of our modeling bs-SSPs using real values (t_{real} and Z_{real}) or bs-SSP fitted results (t_{bs} and Z_{bs}).

In the Lick-index method, we fit the stellar ages and metallicities of populations by two indices, i.e., $H\beta$ and $[\text{MgFe}] = \sqrt{\text{Mgb} \cdot (0.72\text{Fe5270} + 0.28\text{Fe5335})}$, as Thomas et al. (2003). Thus the results affected by α -enhancement slightly. The difference between the results fitted via bs-SSPs (bs-SSP fitted results) and ss-SSP fitted stellar-populations parameters of populations with four metallicities (0.004, 0.01, 0.02, and 0.03) and 150 ages (from 0.1 to 15 Gyr) are tested. In the test, we try to fit the stellar ages and metallicities for modeling bs-SSPs via $H\beta$ versus $[\text{MgFe}]$ grid of ss-SSPs. Because ss-SSPs predict various Lick indices for populations compared to bs-SSPs, when we use ss-SSPs to fit the ages and metallicities of our modeling bs-SSPs, the results obtained will be different from the real stellar-population parameters of bs-SSPs. From a $H\beta$ versus $[\text{MgFe}]$ grid of ss-SSPs (see Fig. 10), we can find that ss-SSPs will measure some stellar-population parameters (especially ages) different from the real values of populations. In detail, the ss-SSP fitted stellar ages are smaller than the real ages of bs-SSPs, significantly. However, ss-SSP fitted metallicities are similar to the real values of populations, comparing to the typical uncertainties (~ 0.002) in the results of stellar population studies. Therefore, if some stars of galaxies are binaries, we will measure smaller ages for populations via comparing the $H\beta$ and $[\text{MgFe}]$ indices of galaxies with those of ss-SSPs, especially for metal-poor stellar populations. For our modeling populations, on average, the ss-SSP fitted metallicities are 0.0010 poorer than real values, while ss-SSP fitted ages are 0.3 Gyr younger than real values. In special, the real ages of populations can be calculated from the ss-SSP fitted ages and metallicities (with typical errors less than 0.3 Gyr) via equation

$$t_{\text{real}} = 14.01Z_{\text{ss}} + (1.46 - 17.61Z_{\text{ss}})t_{\text{ss}}, \quad (1)$$

where t_{real} , Z_{ss} and t_{ss} are the real age, ss-SSP fitted metallicity and age, respectively. The relation between real ages and ss-SSP fitted stellar-population parameters can be seen in Fig. 11. We can find that ss-SSP fitted ages are usually less than the real ages of populations, and the poorer metallicity, the larger the difference between the real age and ss-SSP fitted age. For stellar population with metallicity of 0.004, the difference can be as large as 4 Gyr.

In the photometry way, we fit the stellar-populations parameters respectively via two pairs of colours, i.e., $[(u - R), (R - K)]$ and $[(u - r), (r - K)]$. The two pairs are shown to

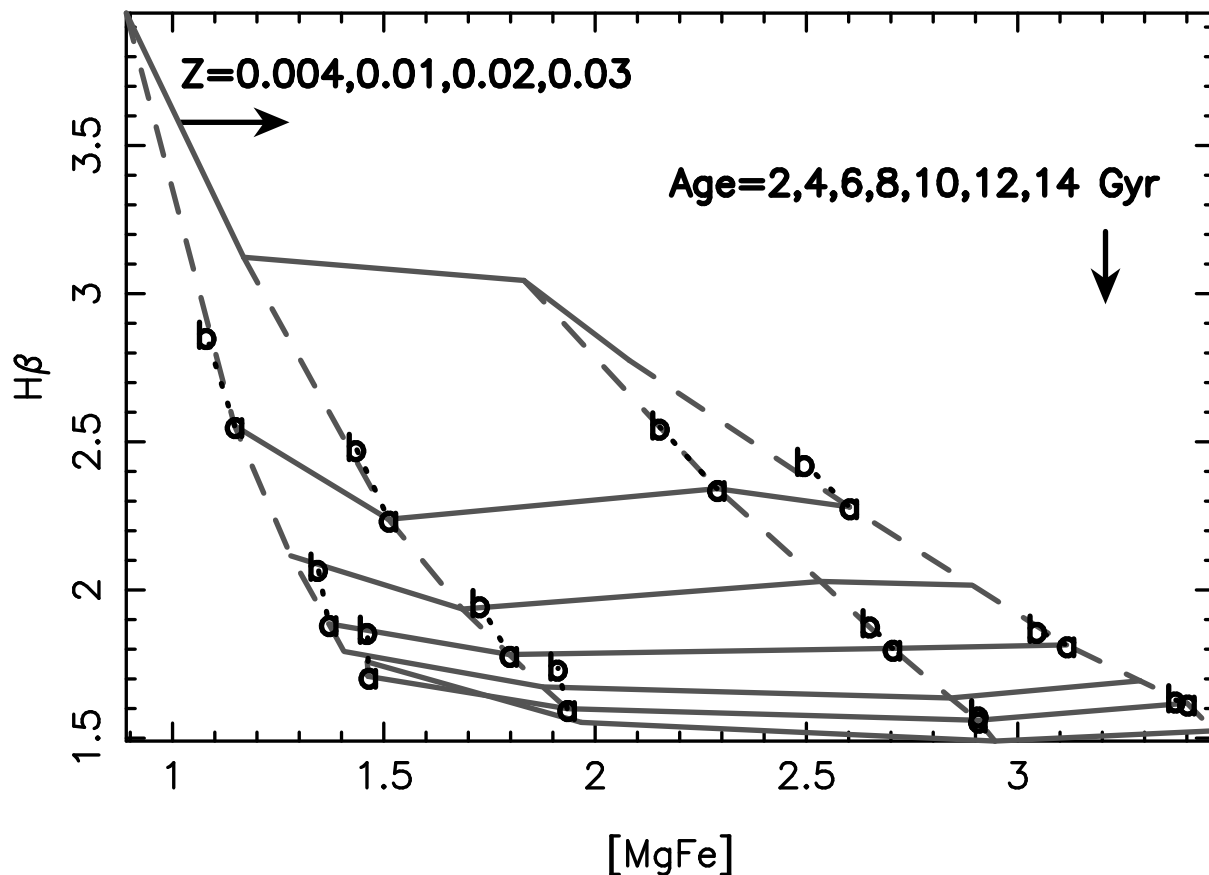


Fig. 10.— Some bs-SSPs on the $H\beta$ versus $[MgFe]$ grid of ss-SSPs. The position “a” shows the real age and metallicity of a bs-SSP, and “b” shows the ss-SSP fitted values for it. The composite index $[MgFe]$ is calculated by $[MgFe] = \sqrt{Mgb.(0.72Fe5270 + 0.28Fe5335)}$ (Thomas et al. 2003). Dashed and solid lines are for the constant metallicity and constant age, respectively.

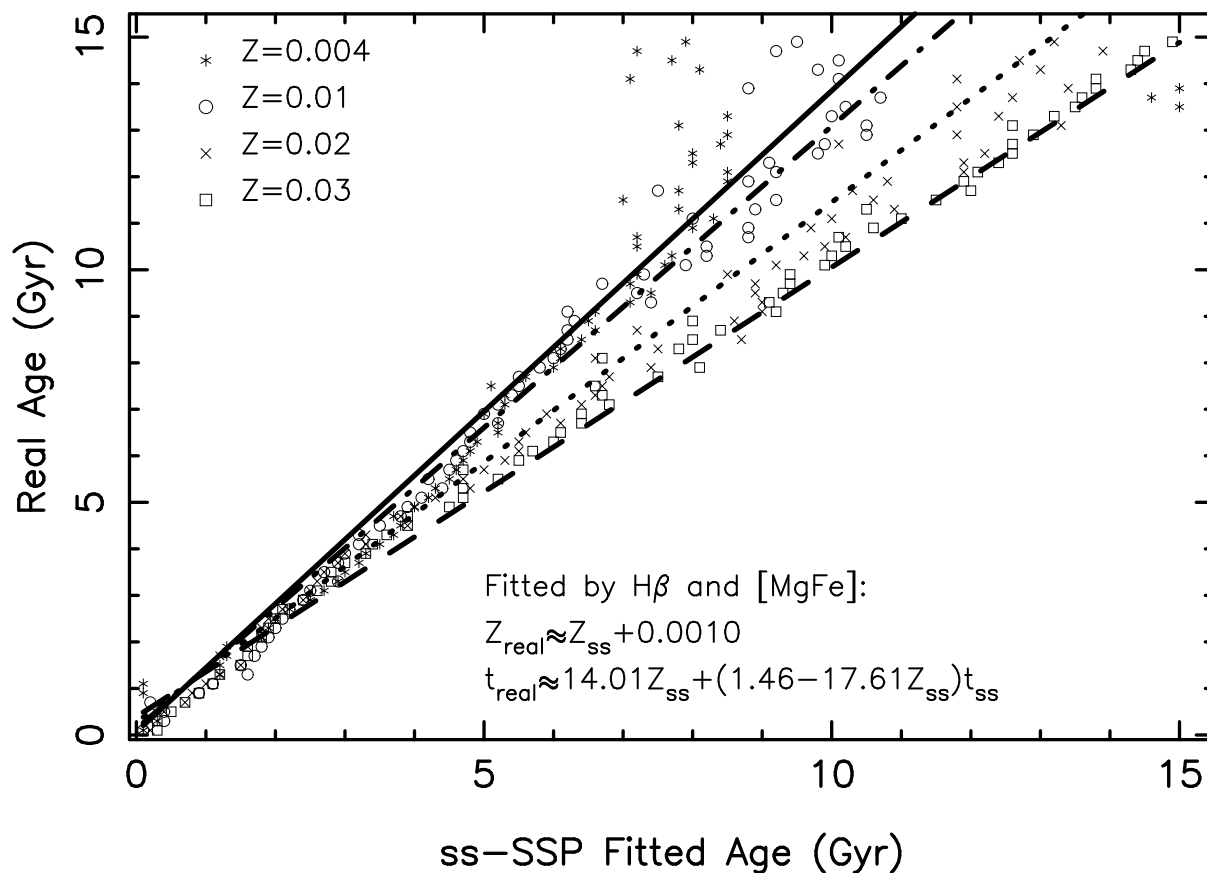


Fig. 11.— The relation between real ages of bs-SSPs and their ss-SSP fitted ages and metallicities, when using $H\beta$ and $[MgFe]$ (Thomas et al. 2003) to measure the ages and metallicities of populations. Symbols star, circle, cross, and square show the populations with real metallicities of 0.004, 0.01, 0.02, and 0.03, respectively. Solid, dash-dotted, dotted, and dashed lines show the fitted relations between the real ages and ss-SSP fitted values of populations, for ss-SSP fitted metallicities of 0.003, 0.009, 0.019, and 0.029, respectively.

be able to give constraints on the ages and metallicities of populations and can be used to study the stellar populations of some distant galaxies, according to the results of Li & Han (2007b). As a result, we are shown that ss-SSP fitted metallicities are significantly poorer than the real metallicities of populations. On average, when taking $[(u - R), (R - K)]$ for work, ss-SSP fitted metallicities are 0.0030 poorer than the real values of populations, and it is 0.0035 when taking the pair $[(u - r), (r - K)]$. The distribution of a few modeling bs-SSPs in the $(u - R)$ versus $(R - K)$ grid of ss-SSPs is shown in Fig. 12. We can see that the ss-SSP fitted stellar metallicities are smaller than the real values of populations, significantly. In special, the ss-SSP fitted stellar-population parameters are correlated with the real ages of populations, as the results obtained using Lick-index method. The relation between ss-SSP fitted values and the real ages of populations can be written as

$$t_{\text{real}} = (0.62 - 24.35Z_{\text{ss}}) + (0.85 + 4.87Z_{\text{ss}})t_{\text{ss}}, \quad (2)$$

where t_{real} , Z_{ss} and t_{ss} are the real age, ss-SSP fitted metallicity and age, respectively. The typical error of the results calculated via the equation is less than about 0.3 Gyr. The relation between real ages and ss-SSP fitted ages of populations is shown in Fig. 13. The figure shows that there is a relation between the real ages and ss-SSP fitted ages of populations, which is dependent on metallicity slightly. For populations younger than 10 Gyr, the relation has very small (< 0.3 Gyr) scatter. This is possibly useful for estimate the absolute ages of distant star clusters.

When we using $(u - r)$ and $(r - K)$ colours to estimate the stellar-population parameters of populations, we find that the ss-SSP fitted metallicities are about 0.0035 poorer than the real values of populations. The real ages and ss-SSP fitted ages of populations can be roughly (with typical errors less than about 0.4 Gyr) transformed by

$$t_{\text{real}} = (0.62 - 24.68Z_{\text{ss}}) + (0.87 - 2.45Z_{\text{ss}})t_{\text{ss}}, \quad (3)$$

where t_{real} , Z_{ss} and t_{ss} are the real age, ss-SSP fitted metallicity and age, respectively. One can see Fig. 14 for the details.

As a whole, from both the results obtained by Lick-index method and photometry method, we can find that the real ages of populations increase with ss-SSP fitted ages. Therefore, using bs-SSP models instead of ss-SSP models, we will get similar results as those obtained via ss-SSP models for relative studies of stellar populations of galaxies. However, if we want to get the absolute stellar-population parameters of galaxies and star clusters, we should take the effects of binary interactions into account, especially for the metal-poor populations. It can be conveniently done via taking the average metallicity errors and the relations between the real ages and ss-SSP fitted results of populations, which were shown above. Therefore, we can use ss-SSP models for most stellar population studies, except some special ones.

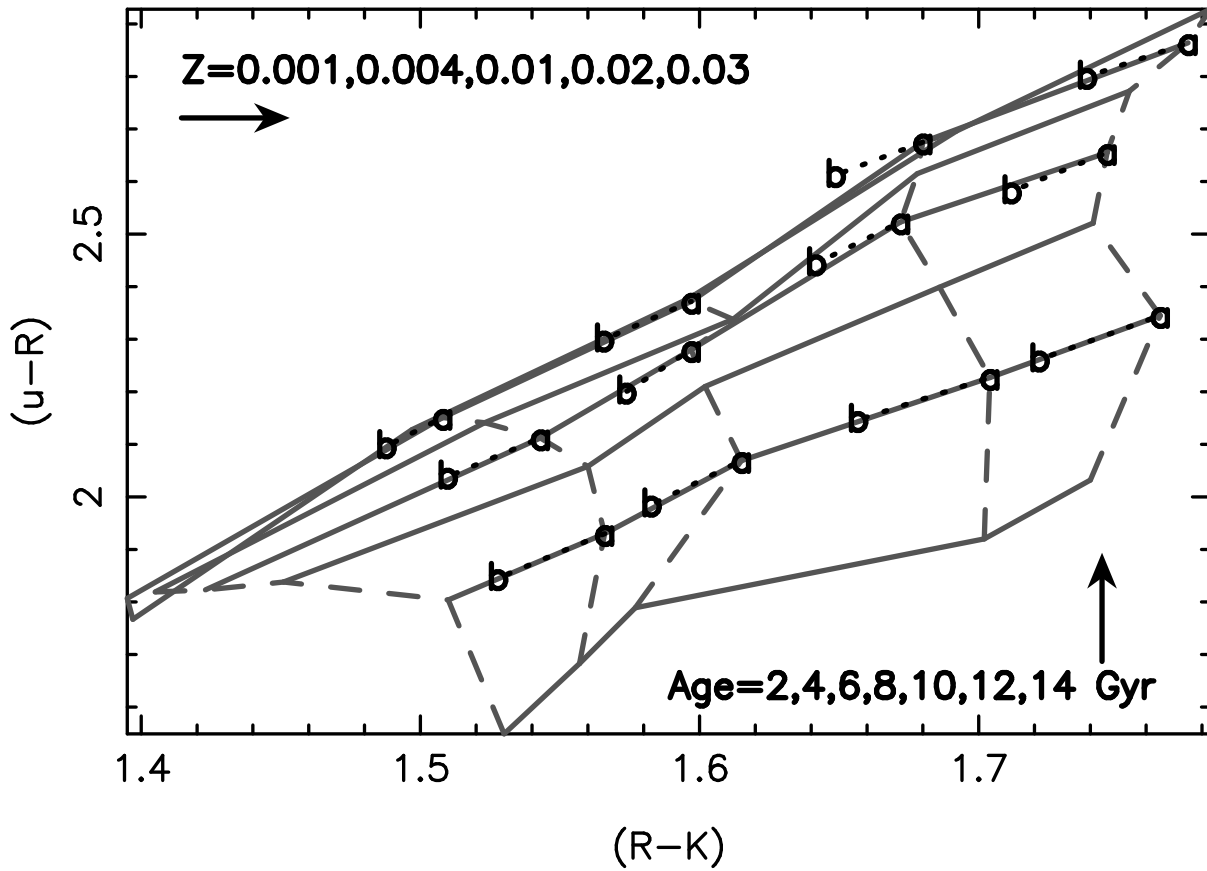


Fig. 12.— Some bs-SSPs on the $(u - R)$ versus $(R - K)$ grid of ss-SSPs. The position “a” shows the real age and metallicity of a bs-SSP, and “b” shows the ss-SSP fitted values. Dashed and solid lines are for the constant metallicity and constant age, respectively.

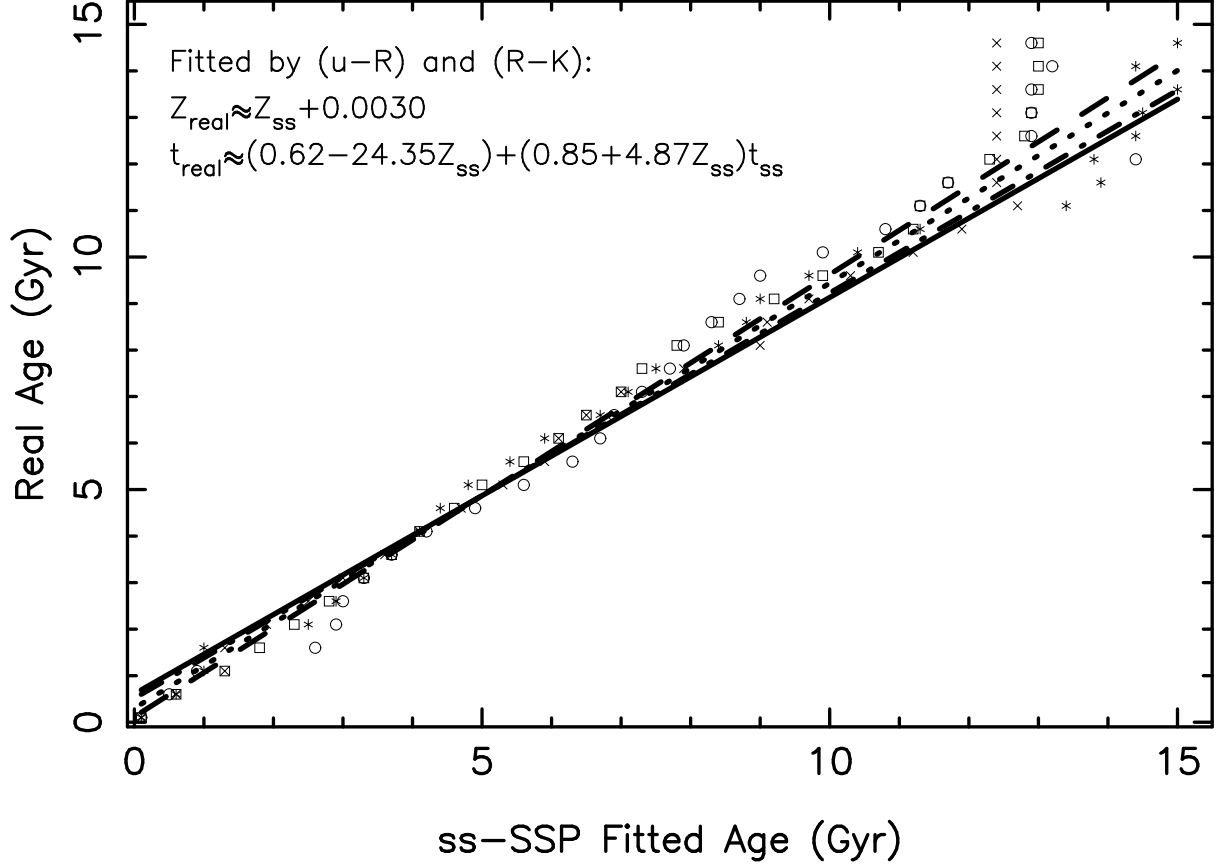


Fig. 13.— The relation between real ages of bs-SSPs and their ss-SSP fitted ages and metallicities, when using $(u - R)$ and $(R - K)$ colours to measure the ages and metallicities of populations. Points have the same meanings as in Fig. 11. Solid, dash-dotted, dotted, and dashed lines show the fitted relations between the real ages and ss-SSP fitted values of populations, for ss-SSP fitted metallicities of 0.001, 0.007, 0.017, and 0.027, respectively.

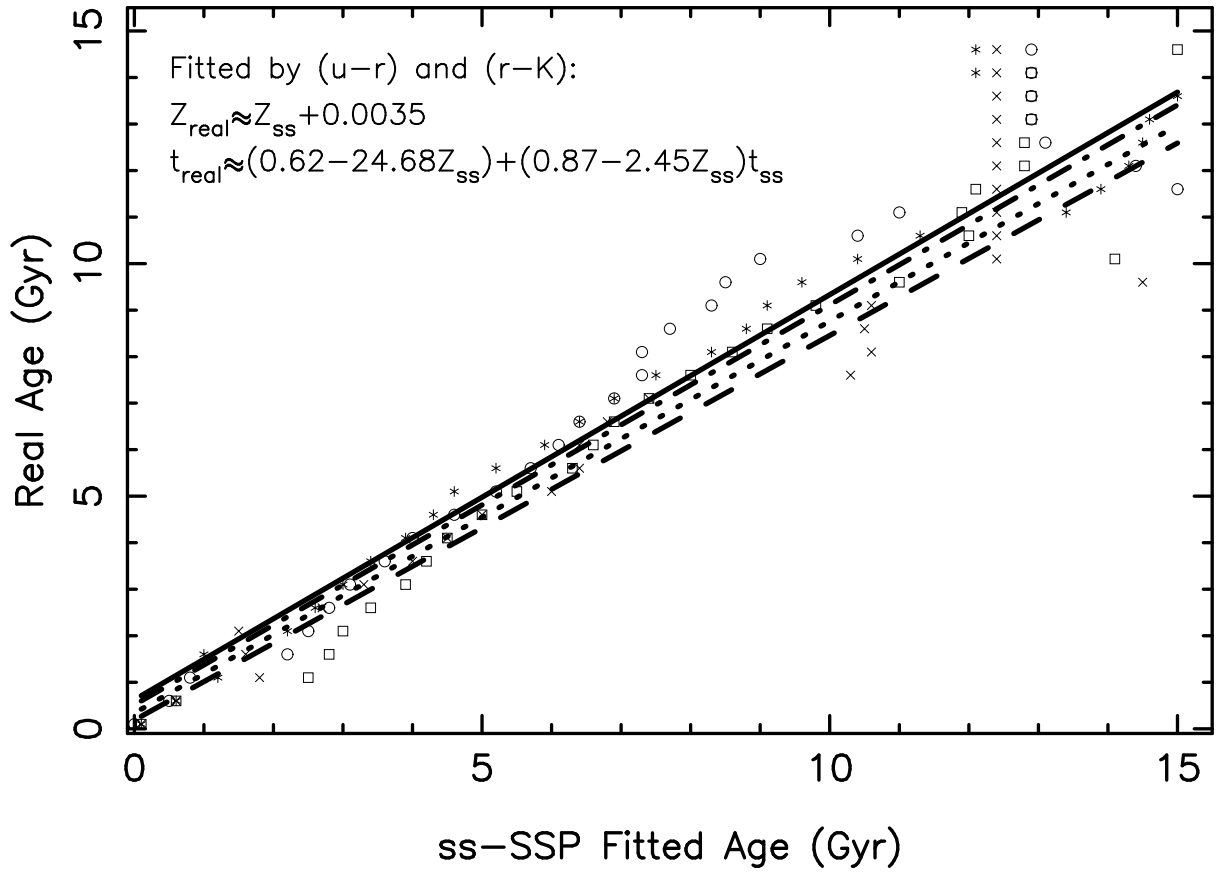


Fig. 14.— Similar to Fig. 13, but for the results obtained via $(u - r)$ and $(r - K)$ colours. Solid, dash-dotted, dotted, and dashed lines are for ss-SSP fitted metallicities of 0.0005, 0.0065, 0.0165, and 0.0265, respectively.

5. Discussions and Conclusions

We investigated the effects of binary interactions on the results of stellar population synthesis and the results of stellar population studies. The results showed that binary interactions can affect stellar population synthesis results significantly. As a whole, binary interactions make stellar populations less luminous and bluer, while make $H\beta$ index of populations larger and metal line indices smaller compared to the indices of ss-SSPs. Therefore, if we measure luminosity-weighted stellar-population parameters (metallicity and age) via binary star-stellar populations (bs-SSPs) instead of single star-stellar populations (ss-SSPs), we will obtain poorer (0.0010 on average) metallicities and significantly smaller ages for galaxies via a Lick-index method, and will obtain significantly poorer (about 0.0030) metallicities and larger ages via a photometry method. In special, we found that the relative results of stellar population studies obtained by ss-SSPs and bs-SSPs are similar, and the bs-SSP fitted stellar-population parameters can be calculated from the ss-SSP fitted ones, via equations presented by the paper.

As a whole, our results suggest that ss-SSP models can be used for most stellar population studies, because using ss-SSPs or bs-SSPs, we can obtain similar results for relative studies. In fact, it is difficult to get the absolute stellar ages and metallicities of galaxies because of the large uncertainties in stellar population models (see, e.g., Yi 2003). Different stellar population models usually give various absolute results for stellar population studies. However, the relations between bs-SSP fitted ages and ss-SSP fitted results obtained in the work are useful for some special investigations. For example, when studying the age of the universe via the stellar ages of some distant globular clusters, we can estimate the absolute age of star clusters using ss-SSP fitted results. One should note that the results obtained by Lick-index method are affected by α -enhancement slightly, according to the results of Thomas et al. (2005), but it is not the case of the results obtained by the photometry method.

The stellar populations with Salpeter initial mass function (IMF) (Salpeter 1955) were taken as standard models for the work, but even if some populations with other IMFs were taken instead, we can obtain similar results. We have a test using populations with the Chabrier IMF (Chabrier 2003). As a result, it showed that bs-SSP fitted metallicities are less 0.0011 on average than ss-SSP fitted results, when taking $H\beta$ and $[MgFe]$ for measuring stellar-population parameters. The bs-SSP fitted ages and ss-SSP fitted ages have the relation $t_{bs} = (-0.06 + 20.63Z_{ss}) + (1.46 - 18.76Z_{ss})t_{ss}$ (t_{bs} , Z_{ss} and t_{ss} are the bs-SSP fitted age, ss-SSP fitted metallicity and ss-SSP fitted age, respectively). When we used $(u-R)$ and $(R-K)$ to estimate the stellar-population parameters of populations, ss-SSP fitted metallicities were shown to be 0.0029 poorer than bs-SSP fitted values, and bs-SSP fitted ages can be calculated

from ss-SSP fitted results via $t_{\text{bs}} = (0.55 - 24.97Z_{\text{ss}}) + (0.84 + 5.13Z_{\text{ss}})t_{\text{ss}}$. The similar relation for the results fitted by $(u - r)$ and $(r - K)$ is $t_{\text{bs}} = (0.92 - 45.34Z_{\text{ss}} + (0.77 + 5.26Z_{\text{ss}})t_{\text{ss}}$. As a whole, the relations between bs-SSP fitted results and ss-SSP fitted results obtained via populations with Salpeter and Chabrier IMFs are similar, comparing to the typical uncertainties in stellar-population parameter studies.

In the work, all bs-SSPs contains about 50% binaries with orbital periods less than 100 yr (the typical value of the Galaxy, see Han et al. 1995). If the binary (with with orbital periods less than 100 yr) fraction of galaxies are different from 50%, the results shown in the paper will change. However, the change seems not too big, because 50% is very the typical fraction. Furthermore, when built bs-SSPs, we assumed that the masses of two components of a binary are correlated (Li & Han 2007a), according to some previous works. However, it needs to be investigated further. The differences between the Lick indices and colours of bs-SSPs and ss-SSPs do not evolve with age smoothly. This possibly relates to the method we used to calculate the integrated peculiarities of stellar populations. In fact, the Monte Carlo method we used usually can lead to some scatters in stellar population synthesis results. The Hurley code can also lead to some scatters because it can actually give approximate evolution of stars.

We investigated the effects of binary interactions via only some simple stellar populations (SSPs), but the real populations of galaxies and star clusters are usually not so simple. In other words, the populations of galaxies and star clusters seem composite stellar populations (CSPs) that including populations with various ages and metallicities (e.g., Trager et al. 2000; Yi et al. 2005). It seems that the effects of binary interactions and population-mixing are degenerate, and it is a complicated subject. We will give further studies about it.

We thank Profs. Licai Deng, Tinggui Wan, Xu Kong, Hongyan Zhou, Fenghui Zhang, and Xuefei Chen for useful discussions. This work is supported by the Chinese National Science Foundation (Grant Nos 10433030, 10521001, 2007CB815406).

REFERENCES

- Bruzual, G., & Charlot, S. 2003, MNRAS, 344, 1000
- Chabrier, G. 2003, ApJ, 586, L133
- Fioc, M., & Rocca-Volmerange, B. 1997, A&A, 326, 950

- Han, Z., Eggleton, P. P., Podsiadlowski, P., Tout, C. A., & Webbink, R. F. 2001, *Progress in Astronomy*, 19, 242
- Han, Z., Podsiadlowski, P., & Eggleton, P. P. 1995, *MNRAS*, 272, 800
- Han, Z., Podsiadlowski, P., & Lynas-Gray, A. E. 2007, *MNRAS*, 380, 1098
- Hurley, J. R., Tout, C. A., & Pols, O. R. 2002, *MNRAS*, 329, 897
- Li, Z., & Han, Z. 2007a, ArXiv e-prints:0708.1204
- . 2007b, ArXiv e-prints:0704.1202
- Salpeter, E. E. 1955, *ApJ*, 121, 161
- Thomas, D., Maraston, C., & Bender, R. 2003, *MNRAS*, 343, 279
- Thomas, D., Maraston, C., Bender, R., & Mendes de Oliveira, C. 2005, *ApJ*, 621, 673
- Tian, B., Deng, L., Han, Z., & Zhang, X. B. 2006, *A&A*, 455, 247
- Trager, S. C., Faber, S. M., Worthey, G., & González, J. J. 2000, *AJ*, 120, 165
- Vazdekis, A. 1999, *ApJ*, 513, 224
- Worthey, G. 1994, *ApJS*, 95, 107
- Worthey, G., Faber, S. M., Gonzalez, J. J., & Burstein, D. 1994, *ApJS*, 94, 687
- Xin, Y., Deng, L., & Han, Z. W. 2007, *ApJ*, 660, 319
- Yi, S. K. 2003, *ApJ*, 582, 202
- Yi, S. K., Yoon, S.-J., Kaviraj, S., Deharveng, J.-M., Rich, R. M., Salim, S., Boselli, A., Lee, Y.-W., Ree, C. H., Sohn, Y.-J., Rey, S.-C., Lee, J.-W., Rhee, J., Bianchi, L., Byun, Y.-I., Donas, J., Friedman, P. G., Heckman, T. M., Jelinsky, P., Madore, B. F., Malina, R., Martin, D. C., Milliard, B., Morrissey, P., Neff, S., Schiminovich, D., Siegmund, O., Small, T., Szalay, A. S., Jee, M. J., Kim, S.-W., Barlow, T., Forster, K., Welsh, B., & Wyder, T. K. 2005, *ApJ*, 619, L111
- Zhang, F., Han, Z., Li, L., & Hurley, J. R. 2004, *A&A*, 415, 117
- Zhang, F., Li, L., & Han, Z. 2005, *MNRAS*, 364, 503