

# New ammonia masers towards NGC 6334I

A. J. Walsh<sup>1</sup>, S. N. Longmore<sup>2,3</sup>, S. Thorwirth<sup>4</sup>, J. S. Urquhart<sup>5</sup>, C.R.Purcell<sup>6</sup>

<sup>1</sup>*Centre for Astronomy, School of Maths, Physics and IT, James Cook University, Townsville, QLD 4811, Australia*

<sup>2</sup>*School of Physics, University of New South Wales, Sydney, NSW 2052, Australia*

<sup>3</sup>*Australia Telescope National Facility, CSIRO, Sydney, NSW 1710, Australia*

<sup>4</sup>*Max-Planck-Institut für Radioastronomie, Auf dem Hügel 69, 53121, Bonn, Germany*

<sup>5</sup>*School of Physics & Astronomy, E.C. Stoner Building, The University of Leeds, Leeds LS2 9JT, UK*

<sup>6</sup>*University of Manchester, Jodrell Bank Observatory, Macclesfield, Cheshire SK11 9DL, UK.*

## ABSTRACT

We report the detection of new ammonia masers in the non-metastable (8,6) and (11,9) transitions towards the massive star forming region NGC 6334I. Observations were made with the ATCA interferometer and the emitting region appears unresolved in the  $2.7'' \times 0.8''$  beam, with deconvolved sizes less than an arcsecond. We estimate peak brightness temperatures of  $7.8 \times 10^5$  and  $1.2 \times 10^5$  K for the (8,6) and (11,9) transitions, respectively. The masers appear coincident both spatially and in velocity with a previously detected ammonia (6,6) maser. We also suggest that emission in the (10,9), (9,9) and (7,6) transitions may also be masers, based on their narrow line widths and overlapping velocity ranges with the above masers, as observed with the single-dish Mopra radiotelescope.

**Key words:** masers – stars:formation – techniques:high angular resolution – ISM:molecules.

## 1 INTRODUCTION

Ammonia ( $\text{NH}_3$ ) is an extremely useful molecular tool for studying the interstellar medium. Many inversion transitions occur in the easily observable 12 mm band. They include transitions from both metastable ( $J=K$ ) and non-metastable ( $J>K$ ) levels of ammonia. Hyperfine structure in the metastable transitions is commonly seen, which can be used to derive optical depths, whereas comparison of different ( $J,K$ ) transitions can yield information on the rotational temperature (eg. Walmsley & Ungerechts 1983; Danby et al. 1988).

The first suggestion that ammonia may display maser action in interstellar space was made by Wilson et al. (1982) who noted that (3,3) emission toward W33 was not matched by (1,1), (2,2) and (4,4) transitions, which were all in absorption. They suggested that this may be due to a weak population inversion. Maser emission in ammonia transitions was first unambiguously identified by Madden et al. (1986) in the (9,6) and (6,3) transitions, shortly followed by Mauersberger et al. (1986) in the (3,3) transition of  $^{15}\text{NH}_3$ . In addition to these transitions, ammonia masers have been detected in the following transitions: (5,4) (7,5), (9,8), (10,8) (Mauersberger et al. 1987), (6,5) (Mauersberger et al. 1988), (5,5) (Cesaroni et al. 1992), (6,6) (Beuther et al. 2007) and (1,1) (Gaume et al. 1996).  $^{14}\text{NH}_3$  (3,3) masers were first detected by Zhang & Ho (1995). Pumping mechanisms for most ammonia masers remain unclear. Metastable transitions of ortho-ammonia, like (3,3) are thought to be collisionally excited (Walmsley & Ungerechts 1983) but such a mechanism will only work for non-metastable transitions where exceed-

ingly high  $\text{H}_2$  densities between  $10^{10} - 10^{12} \text{ cm}^{-3}$  are found (eg. Madden et al. 1986). Madden et al. (1986) suggest two alternative pumping mechanisms for non-metastable transitions: either pumping by a strong infrared radiation field, such as found around a deeply embedded high mass star, or by a fortuitous overlap of a far-infrared line, which allows a population transfer from a ( $J,K$ ) inversion level to ( $J+1, K$ ).

Ammonia masers are found in regions of high mass star formation, with the best known example being W51 (Madden et al. 1986; Mauersberger et al. 1987), with other prominent examples being G9.62+0.19 (Cesaroni et al. 1992; Hofner et al. 1994) and NGC6334I (Kraemer & Jackson 1995; Beuther et al. 2007). NGC6334I forms the focus of this work. It is a nearby (1.7kpc, Neckel 1978) region of high mass star formation, traced by bright infrared emission, an ultracompact (UC)  $\text{H II}$  region, mm continuum sources and methanol maser sites. See Beuther et al. (2007) for a more comprehensive summary of characteristics of the region.

## 2 OBSERVATIONS AND DATA REDUCTION

The initial observations were undertaken with the 22 m Mopra telescope near Siding Spring, Australia. We obtained a spectrum of NGC 6334I at 17 20 53.43,  $-35 47 2.2$  (J2000) using position switching on 2006 November 28<sup>th</sup>. We used the new Mopra spectrometer (MOPS) in broadband mode, which affords us four overlapping IFs of 2.2 GHz each. Thus, we were able to instantaneously cover 8 GHz of frequency space between 19.5 and 27.5 GHz. Each IF has 8192 channels, resulting in a channel width of 269 kHz,

equivalent to  $4.1 \text{ km s}^{-1}$  at 19.5 GHz or  $2.9 \text{ km s}^{-1}$  at 27.5 GHz. The observations consisted of approximately 10 hours total integration (5 hours on source) with an rms noise level of between 0.01 and 0.03 K.

The follow-up observations were undertaken on 2007 May 3<sup>rd</sup> on the Australia Telescope Compact Array (ATCA) in Director's time. The correlator setting was FULL\_256\_64\_256\_64, allowing  $0.89 \text{ km s}^{-1}$  velocity resolution. The primary beam was  $2.3'$  and the array configuration was 1.5C, with baselines ranging from 77 to 4500 m providing an angular resolution of  $\sim 1''$ . The two frequencies were tuned to cover the ammonia (8,6) transition at 20.719221 GHz and the (11,9) transition at 21.070739 GHz. These transitions were chosen for ATCA observations as they appeared the brightest of previously undetected ammonia maser in the Mopra spectrum.

The region was observed for  $9 \times 20$  minute cuts in each transition separated over 5 hours. A bright ( $> 1 \text{ Jy}$ ), close ( $< 5^\circ$ ) phase calibrator was observed for 3 minutes before and after each cut. PKS 1921 – 293 and PKS 1934 – 638 were used as the bandpass and primary calibrator, respectively.

The data were reduced using the MIRIAD package. Bad visibilities were flagged, edge channels removed and the gains/bandpass solutions from the calibrator were applied to the visibilities. The data were Fourier transformed to form image cubes with  $0.2''$  pixels using natural weighting. The images were CLEANed down to  $3\sigma$  above the noise to remove sidelobes then convolved with a Gaussian beam of the synthesised beam size to produce a final RESTORED image. Continuum emission was extracted from a low-order polynomial fit to line-free channels using *uvlin* and images were made from these visibilities in the same way. From previous observations of the primary calibrator, PKS 1934 – 638<sup>1</sup>, errors in the absolute flux scale are estimated to be  $\sim 10\%$ . Noise levels were 6 mJy/beam at the frequency of the (8,6) transition and 3.5 mJy/beam at the frequency of the (11,9) transition.

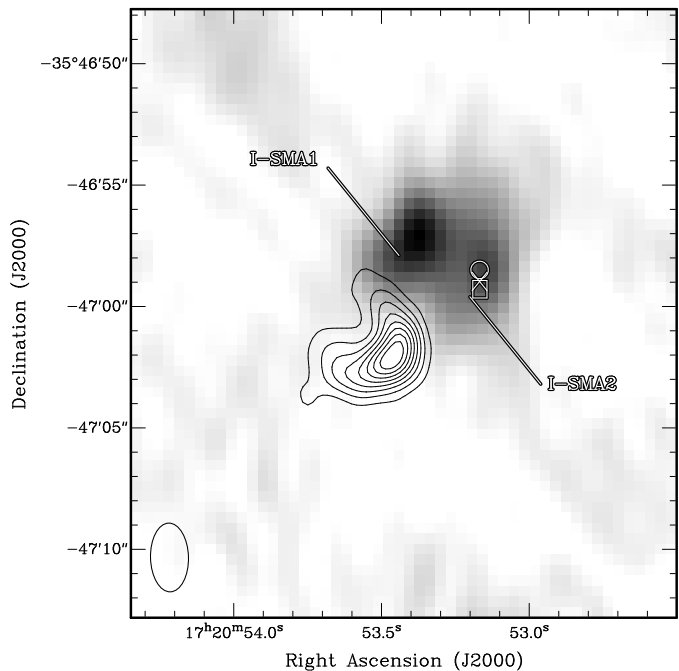
### 3 RESULTS AND DISCUSSION

Figure 1 shows radio continuum emission contours overlaid on thermal ammonia (4,4) emission (Beuther et al. 2007). The (4,4) emission corresponds well to two mm continuum sources I-SMA1 and I-SMA2 (Hunter et al. 2006). We find, in the ATCA observations, that emission in both the (8,6) and (11,9) transitions is unresolved. We consider these to be masers, for reasons given below. Because the emission is unresolved, we do not provide maps of each, but rather show symbols on Figure 1 to represent the positions of the maser emission. Within positional errors (typically  $1''$  for the ATCA), all masers appear to be coincident.

Figure 2 shows the spectra of each line. We measure fluxes of 53 and 3.5 Jy for the (8,6) and (11,9) transitions, respectively. These agree within errors to the respective Mopra fluxes of 48 Jy and 3.2 Jy, implying there is no significant extended emission that might have been missed by the ATCA observations. Therefore, we can be sure the emission comes from a region no bigger than the ATCA beam of  $2.7'' \times 0.8''$ . We calculate peak brightness temperature lower limits based on equation 1

$$\frac{\text{K}}{\text{Jy}} = \frac{13.69 \times \lambda^2}{\theta_1 \times \theta_2} \quad (1)$$

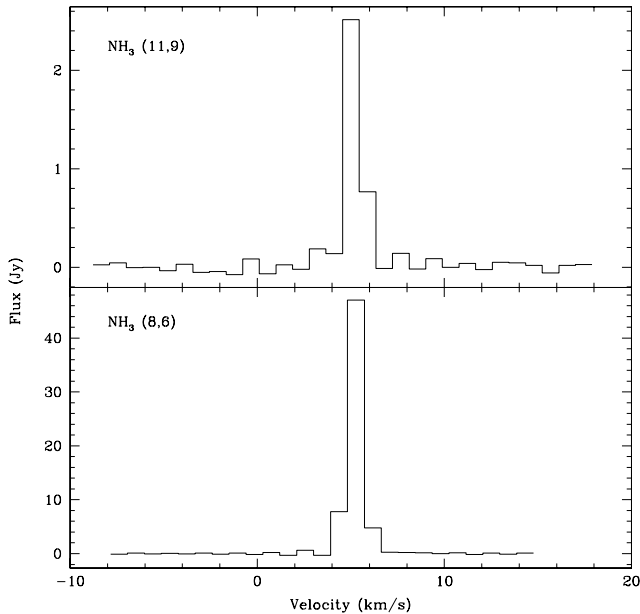
<sup>1</sup> see <http://www.narrabri.atnf.csiro.au/calibrators/>



**Figure 1.** Map of NGC 6334I. The greyscale shows ammonia (4,4) integrated intensity thermal emission. The two peaks of emission correspond to the mm continuum sources (I-SMA1 and I-SMA2) detected by Hunter et al. (2006). The contours represent 8.64 GHz radio continuum emission from the UCHII region (Walsh et al. 1998). The ellipse in the bottom-left corner represents the FWHM beam for the ammonia (4,4) observations. The symbols represent the positions of ammonia masers: the (8,6) maser is the cross, the (11,9) maser is the circle and the (6,6) maser is the square (Beuther et al. 2007).

where  $\lambda$  is the observing wavelength in millimetres and  $\theta_1$  and  $\theta_2$  are the deconvolved major and minor axes in arcseconds, respectively. We find the (8,6) emission has a deconvolved size of  $0.9'' \times 0.2''$  and the (11,9) emission has a deconvolved size of  $0.7'' \times 0.1''$ . We therefore calculate peak brightness temperatures of  $7.8 \times 10^5 \text{ K}$  for the (8,6) transition and  $1.2 \times 10^5 \text{ K}$  for the (11,9) transition. If the emission is thermal, it would require a local exciting source with a temperature in excess of these values which we consider extremely unlikely. Thus we interpret emission in both lines as masers.

Together with the (6,6) transition reported to be masing by Beuther et al. (2007), we have identified three masing transitions of ortho-ammonia. Are there any other transitions of ortho-ammonia that are masing? Our single-dish Mopra observations of NGC 6334I suggest there may be others. We detect narrow-lined emission in the (7,6), (10,9) and (9,9) transitions, as shown in Figure 3. Although the strengths of each of these lines is not enough to conclusively identify them as masers, there is some circumstantial evidence that they may well be masers. They all exhibit line widths less than  $3.8 \text{ km s}^{-1}$ , which is close to the velocity resolution of the Mopra observations. Indeed, the ATCA observations, with finer velocity resolution show both the (8,6) and (11,9) lines to have line widths of  $1.3 \text{ km s}^{-1}$ . In contrast to this, all other detected ammonia lines in the Mopra spectrum have line widths between  $5.8$  and  $7.3 \text{ km s}^{-1}$ , and are clearly resolved in velocity. Apart from their narrow line widths, emission in each of these transitions peaks around  $5 \text{ km s}^{-1}$ , as for the established (6,6), (8,6) and (11,9) masers. This is distinctively different from thermal



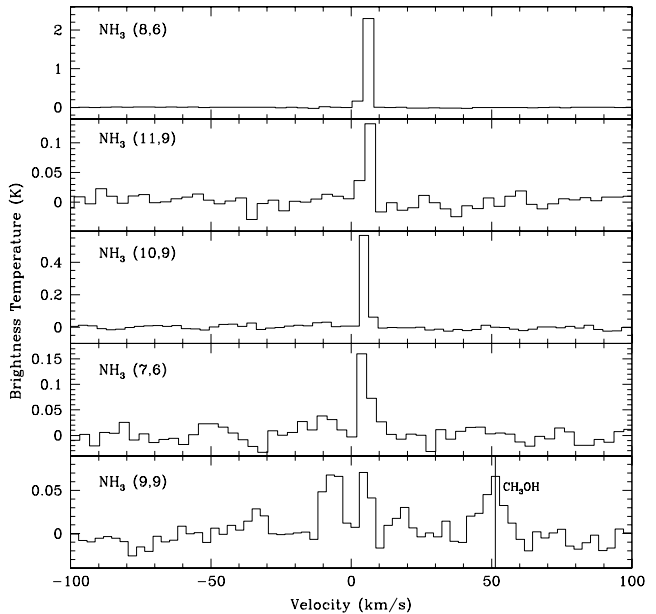
**Figure 2.** Spectra for the (11,9) (top) and (8,6) (bottom) masers, as detected by the ATCA. The velocity resolution is  $0.89 \text{ km s}^{-1}$ .

emission, which peaks between  $-3$  and  $-10 \text{ km s}^{-1}$ . Thermal emission is traced by ammonia (1,1), (2,2) and  $\text{CH}_3\text{OH}$  ( $2_{2,0} - 2_{1,1}$ ) (Beuther et al. 2005), as well as ammonia (3,3), (4,4), (5,5) and (6,6) (Beuther et al. 2007). Note that the ammonia (6,6) observations identified both thermal and maser emission that were clearly separated in velocity.

We note that the Mopra spectrum covers many other lines of ammonia between 19.5 and 27.5 GHz and whilst some of these lines do show emission, it appears all others exhibit broader emission features peaking around  $-3$  and  $-10 \text{ km s}^{-1}$  and so are almost certainly thermal emission. We also note that all the potential masing transitions arise from ortho-ammonia. It is not clear why we do not see any para-ammonia masers in NGC 6334I.

Three methods for creating a population inversion of the ammonia upper levels are through collisional excitation, excitation by infrared radiation or a fortuitous alignment of a molecular transition that allows a (J,K) transition to populate the (J+1,K) upper level (Madden et al. 1986). It is unlikely that collisional excitation is at work here because extremely high densities ( $10^{10} - 10^{12} \text{ cm}^{-3}$ ) are required. Since we see at least three masing transitions, and perhaps six, it is unlikely this is due to many lucky alignments of molecular transitions allowing population of the non-metastable states. Therefore, we believe the pumping mechanism for ammonia masers in NGC 6334I must be via infrared photons. This case is strengthened as NGC 6334I is known to be one of the brightest infrared sources in our sky, being intrinsically luminous and relatively nearby (1.7 kpc). This may also explain why these new masers only show thermal emission in other regions.

The detection of new ammonia masers in NGC 6334I indicates that this source is fertile ground for ammonia maser research. Confirmation (or otherwise) of the potential (7,6), (10,9) and (9,9) masers, as well as searching for other non-metastable transitions of ortho-ammonia may yield more maser detections, which will greatly increase the chances of developing theoretical models for



**Figure 3.** Mopra spectra of ammonia transitions suspected to be masing. All spectra exhibit a narrow emission feature between radial velocities  $4.9 - 5.9 \text{ km s}^{-1}$ . Note that (9,9) emission in the bottom panel exhibits the narrow maser-like feature within this velocity range as well as a broader component at  $-6.7 \text{ km s}^{-1}$ , which is most likely due to thermal emission. The velocity of this thermal component agrees well with velocities derived from other thermal lines. Note also that an unrelated spectral feature appears in the (9,9) spectrum at  $51 \text{ km s}^{-1}$ . This feature is due to E-type  $\text{CH}_3\text{OH}$  ( $13_{2,11} - 13_{1,12}$ ).

ammonia maser pumping and hopefully will lead to a better understanding of NGC 6334I, which gives rise to these rare masers.

## 4 CONCLUSIONS

We have observed the two non-metastable transitions of ammonia: (8,6) and (11,9), using the ATCA. The (8,6) transition has a peak brightness temperature of  $7.8 \times 10^5 \text{ K}$ , whereas the (11,9) transition has a peak brightness temperature of  $1.2 \times 10^5 \text{ K}$ , indicating that both are masers. The (11,9) transition is  $E_l/k = 1449 \text{ K}$  above ground making it the highest energy ammonia maser currently known. The position of both masers is consistent with being coincident, to within positional uncertainties, with maser emission in the previously detected (6,6) transition (Beuther et al. 2007).

Single-dish observations of (7,6), (9,9) and (10,9) suggest they may also be masers based on their narrow line widths and overlapping velocity range with the above-mentioned masers, which is distinctly different from the thermal emission systemic velocity. High spatial resolution observations of these transitions are planned to decide whether or not these are masers as well.

## 5 ACKNOWLEDGMENTS

The authors would like to thank Christian Henkel for useful discussions related to this work. We would also like to thank Henrik Beuther for provision of ammonia and continuum data used in this work. We would also like to thank Paul Ho, the referee, who has

greatly helped improve the quality of this work. SNL is supported by a scholarship from the School of Physics at UNSW. The Australia Telescope is funded by the Commonwealth of Australia for operation as a National Facility managed by CSIRO. This research has made use of NASA's Astrophysics Data System.

## REFERENCES

- Beuther, H., Thorwirth, S., Zhang, Q., Hunter, T. R., Megeath, S. T., Walsh, A. J. & Menten, K. M. 2005, *ApJ*, 627, 834
- Beuther, H., Walsh, A. J., Thorwirth, S., Zhang, Q., Hunter, T. R., Megeath, S. T., Menten, K. M. 2007, *A&A*, 466, 989
- Cesaroni, R., Walmsley, C. M., Churchwell, E. 1992, *A&A*, 256, 618
- Danby, G., Flower, D. R., Valiron, P., Schilke, P., Walmsley, C. M. 1988, *MNRAS*, 235, 229
- Gaume, R. A., Wilson, T. L., Johnston, K. J. 1996, *ApJL*, 457, 47
- Hofner, P., Kurtz, S., Churchwell, E., Walmsley, C. M., Cesaroni, R. 1994, 1994, *ApJL*, 429, 85
- Hunter, T. R., Brogan, C. L., Megeath, S. T., Menten, K. M., Beuther, H. & Thorwirth, S. 2006, *ApJ*, 649, 888
- Kraemer, K. E., Jackson, J. M. 1995, *ApJL*, 439, 9
- Madden, S. C., Irvine, W. M., Matthews, H. E., Brown, R. D., Godfrey, P. D. 1986, *ApJL*, 300, 79
- Mauersberger, R., Wilson, T. L., Henkel, C. 1986, *A&AL*, 160, 13
- Mauersberger, R., Henkel, C., Wilson, T. L. 1987, *A&A*, 173, 352
- Mauersberger, R., Wilson, T. L., Henkel, C. 1988, *A&A*, 201, 123
- Neckel, T. 1978, *A&A*, 69, 51
- Walmsley, C. M., Ungerechts, H. 1983, *A&A*, 122, 10
- Walsh, A. J., Burton, M. G., Hyland, A. R., Robinson, G., 1998, *MNRAS*, 301, 640
- Wilson, T. L., Batrla, W., Pauls, T. A. 1982, *A&AL*, 110, 20
- Zhang, Q. & Ho, P. T. P. 1995, *ApJL*, 450, 63