

# Study of Intrinsic Spin Hall Effect and Orbital Hall Effect in 4d- and 5d- Transition Metals

T. TANAKA<sup>1</sup>, H. KONTANI<sup>1</sup>, M. NAITO<sup>1</sup>, T. NAITO<sup>1</sup>, D.S. HIRASHIMA<sup>1</sup>, K. YAMADA<sup>2</sup> and J. INOUE<sup>3</sup>

<sup>1</sup>*Department of Physics, Nagoya University, Furo-cho, Nagoya 464-8602, Japan.*

<sup>2</sup>*Engineering, Ritsumeikan University, 1-1-1 Noji Higashi, Kusastu, Shiga 525-8577, Japan.*

<sup>3</sup>*Department of Applied Physics, Nagoya University, Furo-cho, Nagoya 464-8602, Japan.*

(Dated: February 6, 2020)

We study the intrinsic spin Hall conductivity (SHC) in various 5d-transition metals (Ta, W, Re, Os, Ir, Pt, and Au) and 4d-transition metals (Nb, Mo, Tc, Ru, Rh, Pd, and Ag) based on the Naval Research Laboratory tight-binding model, which enables us to perform quantitatively reliable analysis. In each metal, the obtained intrinsic SHC is independent of resistivity in the low resistive regime ( $\rho < 50\mu\Omega\text{cm}$ ) whereas it decreases in proportional to  $\rho^{-2}$  in the high resistive regime. In the low resistive regime, the SHC takes a large positive value in Pt and Pd, both of which have approximately nine *d*-electrons per ion. On the other hand, the SHC takes a large negative value in Ta, Nb, W, and Mo, which have less than five *d*-electrons. Among them, Pt shows the largest SHC in magnitude in the low resistive regime. We also find that the SHC is sensitive to the position of the Fermi level, which can be controlled by composing alloys. The origin of the huge SHC in transition metals is the effective Aharonov-Bohm (AB) phase associated with the interorbital motion of electrons, originating from the phase factor of the *d*-electron wavefunction and the atomic spin-orbit interaction.

PACS numbers: 72.25.Ba, 72.25.-b, 75.47.-m

## I. INTRODUCTION

In recent years, spin Hall effect (SHE) in transition metals has received considerable attention due to its fundamental as well as technological interest. The SHE is the phenomena that an electric field induces a spin current in a transverse direction. Recent experimental efforts have revealed that many metallic compounds show sizable spin Hall conductivity (SHC) [1, 2, 3, 4]. In particular, Pt shows a huge SHC at room temperature [3, 4]. The observed SHC in Pt is  $\sim 240 \hbar e^{-1} \cdot \Omega^{-1} \text{cm}^{-1}$  [3], which is about  $10^4$  times larger than the SHC reported in n-type semiconductors. This unexpected experimental fact cannot be understood based on the simple electron gas models for semiconductors [5, 6]. To elucidate the origin of the huge SHE in transition metals, several authors have studied the SHC based on the multiorbital tight-binding models [7, 8] and the first-principles band calculation [9]. Reference [7] has shown that the orbital degrees of freedom in transition ions, which are absent in electron gas models, are crucial to realize the huge SHE in various transition metals.

The SHE has a close relationship to the anomalous Hall effect (AHE) in the presence of the magnetization  $\mathbf{M}$ , where charge current is induced by an electric field  $\mathbf{E}$  in parallel to  $\mathbf{M} \times \mathbf{E}$ . In 1954, Karplus and Luttinger (KL) [10] solved the kinetic equation for  $\uparrow$ -,  $\downarrow$ -spin electrons ( $\uparrow$ -spin and  $\downarrow$ -spin correspond to  $s_z = +1/2$  and  $-1/2$ , respectively) in the multiband system with the *z*-component of the atomic spin-orbit (SO) interaction  $\lambda_1 \sum_l (\hat{l}_z \hat{s}_z)_l$ . Under the electric field  $\mathbf{E} \parallel \hat{y}$ , they showed that the  $\uparrow$ -spin and  $\downarrow$ -spin electrons move to the opposite direction in parallel to the  $\hat{x}$ -axis. Their analysis strongly suggests that the AHE (SHE) occurs in ferro-

magnetic (paramagnetic) multiband systems with SO interaction. The Hall effect studied by KL, which is due to the interband particle-hole excitation and is independent of impurity scattering, is called the “intrinsic Hall effect”. However, this explanation according to the KL-theory is too naive in that they omitted the *x*, *y*-components of the SO interaction  $\lambda_2 \sum_l (\hat{l}_x \hat{s}_x + \hat{l}_y \hat{s}_y)_l$ . In the case of  $\lambda_2 \neq 0$ , there is no simple relation between SHE and AHE since  $s_z = \pm 1/2$  is not a good quantum number.

Note that KL did not make a mention of the SHC. The analogous relationship between AHE and SHE was first pointed out by Dyakonov and Perel [11].

After KL, theories of the intrinsic AHE [12, 13, 14, 15, 16, 17, 18, 19, 20, 21, 22, 23] and the intrinsic SHE [5, 6, 7, 8, 24, 25, 26] have been improved based on several specific theoretical models. Kontani and Yamada [15] studied the intrinsic AHE based on the periodic Anderson model by considering the SO interaction unperturbatively. Using the microscopic Fermi liquid theory, they derived the general expression for the anomalous Hall conductivity (AHC) by considering all the self-energy correction and the current vertex correction. Their study had clarified that the intrinsic AHE (due to the KL mechanism) remains finite even if all the scattering processes are taken into account rigorously, against the Smit’s claim [27]. The obtained general expression has succeeded in explaining the huge AHC observed in heavy-fermion systems. It was found that the large anomalous velocity, which is not perpendicular to the Fermi surface and is the origin of the AHE, is caused by  $\mathbf{k}$ -derivative of the phase factor in *c-f* mixing potential. That is, the *f*-orbital degree of freedom is significant for the AHE. Later, AHE in *d*-electron systems has been studied intensively [17, 20, 21, 22].

Recently, Murakami et al. [5] and Sinova et al. [6] calculated the intrinsic SHC in the Luttinger model and the two-dimensional Rashba model, respectively. Later, several authors have studied the disorder effect on SHC [24, 28, 29]. Inoue et al. [23] proved that the intrinsic SHE in the Rashba model almost vanishes due to the cancellation by the current vertex correction (CVC) due to impurities. In analogy to the quantum charge Hall effect, it has been predicted that large (and quantized) SHC may be realized in massless Dirac electron systems, when the chemical potential lies inside the gap induced by the SO interaction. This mechanism has been predicted to be realized in some semiconductors [30] and in graphene [31].

However, in usual metallic systems, existence of the Dirac cone type dispersion just at the Fermi level cannot be expected in general. Therefore, other novel mechanism for large SHC is expected to be realized in Pt and other transition metals. In fact, authors in ref. [7] presented the first report on the theoretical study of SHE in transition metal complex  $\text{Sr}_2\text{RuO}_4$ , which has no Dirac cone type dispersion at the Fermi level. They had found that the origin of the huge Hall effect is the “effective Aharonov-Bohm (AB) phase” induced by  $d$ -orbital degree of freedom, which are absent in semiconductors and in graphene. This mechanism is expected to produce huge SHE in various multiorbital  $d$ -electron systems universally. Later, Ref. [8, 9] succeeded in reproducing the SHC in Pt theoretically.

In the present paper, we study the intrinsic SHE in various  $4d$ - and  $5d$ -transition metals by taking account of their realistic band structures. We employ the Naval Research Laboratory tight-binding (NRL-TB) model [32, 33], which enables us to construct nine-orbital ( $s+p+d$ ) tight binding models for each transition metal. We find that both Pt ( $5d^9$ ) and Pd ( $4d^9$ ), which have face-centered cubic (fcc) structure, shows large positive SHCs. On the other hand, the SHCs takes large negative values in Ta ( $5d^4$ ), Nb ( $4d^4$ ), W ( $5d^5$ ), and Mo ( $4d^5$ ), which have body-centered cubic (bcc) structures. We find that the SHC changes smoothly with the electron number  $n = n_s + n_d$  regardless of the changes of the crystal structure, where  $n_\alpha$  represents the number of electrons on  $\alpha$ -orbital. Among them, Pt shows the largest SHC in magnitude in the low resistive regime. The obtained SHC is sensitive to the changes in the chemical potential  $\mu$ , reflecting the characteristic feature of the band structure. In usual, intrinsic SHC is independent of resistivity in the low resistive regime ( $\rho \lesssim 50 \mu\Omega\text{cm}$ ), whereas it decreases in proportion to  $\rho^{-2}$  in the high resistive regime. However, we find a condition that the intrinsic SHC decreases as  $\rho$  approaches zero in the low resistive regime. This anomalous phenomenon may be realized in Ta.

Finally, we comment on the extrinsic Hall effect. In 1978, Smit [34] studied the AHE due to the asymmetric scattering around the impurity in the presence of spin-orbit coupling, which is called the skew-scattering mech-

anism. The AHC due to the skew-scattering is proportional to  $\rho$  if elastic scattering is dominant. In 1970, Berger proposed another mechanism of extrinsic Hall effect, the side jump due to impurities [35]. This mechanism gives the AHC in proportion to  $\rho^2$ . Both extrinsic Hall effects vanish where the inelastic scattering due to electron-electron or electron-phonon interaction is dominant over the elastic scattering. Both mechanisms (the skew-scattering and the side jump) cause the extrinsic SHE [36, 37, 38, 39]. In the present paper, we do not study the extrinsic SHE, which is sensitive to the character of the impurity potential. It is an important future problem to study the extrinsic SHE in realistic multi-orbital tight-binding models.

## II. MODEL AND HAMILTONIAN

In the present study, we use the NRL-TB model [32, 33] to obtain the band structure in transition various metals. Here, we shortly explain this model. The NRL-TB model employs the scheme of two-center and non-orthogonal Slater-Koster (SK) Hamiltonian [40]. The SK parameters are represented with distance- and environment dependent parameters that are determined so that the total energy and the band structures agree with those obtained by full-potential LAPW LDA calculations. The root mean square error in the fitting is about 0.002-0.004 Ry [41]. This fitting error is small enough to perform reliable numerical calculations. To describe the electronic state in  $4d$  ( $5d$ ) metals, we consider  $5s$ ,  $5p$ , and  $4d$  ( $6s$ ,  $6p$ , and  $5d$ ) orbitals, that is, we consider nine orbitals per atom. Hopping integrals between a pair of atoms are then expressed with ten SK parameters ( $ss\sigma$ ,  $sp\sigma$ ,  $pp\sigma$ ,  $pp\pi$ ,  $sd\sigma$ ,  $pd\sigma$ ,  $pd\pi$ ,  $dd\sigma$ ,  $dd\pi$ , and  $dd\delta$ ). In this study, we consider hopping (and overlap) integrals between up to sixth nearest neighbor sites for metals with fcc and bcc structures, and ninth nearest neighbor sites for hexagonal closed packed (hcp) structures.

Table I shows the crystal structure, electron number per atom, and the coupling constant  $\lambda$  of SO interaction  $\lambda \sum_i \hat{l}_i \hat{s}_i$  ( $i = x, y, z$ ) for various  $4d$ - and  $5d$ - transition metals. ( $m_d d^{n_d} m_s s^{n_s}$ ) represent the electronic configuration of an isolated atom, where  $m_d$  and  $m_s$  is the main quantum number, and  $n_s$  and  $n_d$  is the number of electrons on  $s$ - and  $d$ -orbital. In this table, we put  $\lambda=0.03$  Ry for  $5d$  electron in Pt and  $\lambda=0.013$  Ry for  $4d$  electron in Pd, according to optical spectroscopy [42]. For other  $4d$ - and  $5d$ - transition metals, we used Herman-Skillman atomic spin-orbit parameters [43]: These parameters had been calculated by using the self-consistent Hartree-Fock-Slater atomic functions. Here, we consider only the  $d$ -orbital SO interaction, and neglect other SO interaction terms which may possess a  $\mathbf{k}$ -dependence. Hereafter, we set the unit of energy Ry; 1 Ry = 13.6 eV.

In the presence of SO interaction for  $4d$  or  $5d$  electrons,

TABLE I: The crystal structure, electron number per atom, and the coupling constant  $\lambda$  of SO interaction for various transition metals.  $(m_d d^{m_d} m_s s^{n_s})$  represent the electronic configuration of an isolated atom. Here,  $m_d$  and  $m_s$  is the main quantum number, and  $n_s$  and  $n_d$  is the number of electrons on  $s$ - and  $d$ -orbital. Bcc, hcp and fcc represents a body-centered cubic, hexagonal closed packed and face-centered cubic, respectively.

metals	structure	electron number	SO interaction (Ry)
Nb	bcc	5 ( $4d^4 5s^1$ )	0.006
Mo	bcc	6 ( $4d^5 5s^1$ )	0.007
Tc	hcp	7 ( $4d^6 5s^1$ )	0.009
Ru	hcp	8 ( $4d^7 5s^1$ )	0.01
Rh	fcc	9 ( $4d^8 5s^1$ )	0.011
Pd	fcc	10 ( $4d^{10} 5s^0$ )	0.013
Ag	fcc	11 ( $4d^{10} 5s^1$ )	0.019
Ta	bcc	5 ( $5d^4 6s^2$ )	0.023
W	bcc	6 ( $5d^4 6s^2$ )	0.027
Re	hcp	7 ( $5d^5 6s^2$ )	0.025
Os	hcp	8 ( $5d^6 6s^2$ )	0.025
Ir	fcc	9 ( $5d^8 6s^0$ )	0.025
Pt	fcc	10 ( $5d^9 6s^1$ )	0.03
Au	fcc	11 ( $5d^{10} 6s^1$ )	0.03

the total Hamiltonian is given by

$$\hat{H} = \begin{pmatrix} \hat{H}_0 + \lambda \hat{l}_z/2 & \lambda(\hat{l}_x - i\hat{l}_y)/2 \\ \lambda(\hat{l}_x + i\hat{l}_y)/2 & \hat{H}_0 - \lambda \hat{l}_z/2 \end{pmatrix}, \quad (1)$$

where the first and the second rows (columns) correspond to  $s_z = +\hbar/2$  ( $\uparrow$ -spin) and  $s_z = -\hbar/2$  ( $\downarrow$ -spin).  $\hat{H}_0$  is a  $9 \times 9$  matrix given by NRL-TB model for bcc and fcc structure. In the case of hcp structure,  $\hat{H}_0$  is an  $18 \times 18$  matrix, since a unit cell contains two atoms. The matrix elements of  $\mathbf{l}$  for  $d$ -orbital are given by [42]

$$l_x = \begin{pmatrix} 0 & 0 & -i & 0 & 0 \\ 0 & 0 & 0 & -i & -i\sqrt{3} \\ i & 0 & 0 & 0 & 0 \\ 0 & i & 0 & 0 & 0 \\ 0 & i\sqrt{3} & 0 & 0 & 0 \end{pmatrix}, \quad (2)$$

$$l_y = \begin{pmatrix} 0 & i & 0 & 0 & 0 \\ -i & 0 & 0 & 0 & 0 \\ 0 & 0 & 0 & -i & i\sqrt{3} \\ 0 & 0 & i & 0 & 0 \\ 0 & 0 & -i\sqrt{3} & 0 & 0 \end{pmatrix}, \quad (3)$$

$$l_z = \begin{pmatrix} 0 & 0 & 0 & 2i & 0 \\ 0 & 0 & i & 0 & 0 \\ 0 & -i & 0 & 0 & 0 \\ -2i & 0 & 0 & 0 & 0 \\ 0 & 0 & 0 & 0 & 0 \end{pmatrix}. \quad (4)$$

where the first to the fifth rows (columns) correspond to  $d$ -orbitals  $xy$ ,  $yz$ ,  $zx$ ,  $x^2 - y^2$ , and  $3z^2 - r^2$ , respectively.

In NRL-TB model, we use the non-orthogonal basis since the atomic wave functions of different sites are not orthogonal:

$$\int d\mathbf{r} \phi_\alpha^*(\mathbf{r} - \mathbf{R}_i) \phi_\beta(\mathbf{r} - \mathbf{R}_{i'}) = O_{\alpha\beta}(\mathbf{R}_i - \mathbf{R}_{i'}), \quad (5)$$

where  $\phi_\alpha(\mathbf{r} - \mathbf{R}_i)$  represents the atomic wave function at the  $i$ th site and  $\alpha, \beta$  is orbital state indices, and  $O_{\alpha\beta}(\mathbf{R}_i - \mathbf{R}_{i'})$  represents the overlap integral between different sites. When the overlap integrals between different sites are negligible, eq. (5) is simplified as

$$O_{\alpha\beta}(\mathbf{R}_i - \mathbf{R}_{i'}) = \delta_{\alpha\beta} \delta_{ii'}. \quad (6)$$

This approximation is rather appropriate when  $\alpha$  and  $\beta$  correspond to  $d$ -orbitals, since  $d$ -orbital atomic wave functions are localized well. However, when  $\alpha$  and  $\beta$  are either  $s$ - or  $p$ -orbital,  $O_{\alpha\beta}(\mathbf{R}_i - \mathbf{R}_{i'})$  is large even when  $i \neq i'$ , and therefore eq. (6) is not satisfied.

The band structures obtained for the present model in Au and Ta are shown in Fig. 1. These band structures are derived by taking the overlap integrals between different sites into account correctly. The methods how to calculate these band structures are explained in section III C. Near the Fermi level, the obtained band structures are in good agreement with the results of the relativistic first-principles calculations [44, 45]. Since the Fermi surface is mainly composed of  $d$ -electrons in the transition metals, in which we study the SHE and OHE, the band structure near the Fermi level is described well when  $O_{\alpha\beta}(\mathbf{R}_i - \mathbf{R}_{i'})$  is approximated by eq. (6). Therefore, the calculations of SHE and OHE using eq. (6) seems to give semiquantitatively reliable results [8]. However, for a more quantitative study of SHE and OHE, we need to consider the overlap integrals between different sites.

Until section III C, we will use the simplified overlap integrals given by eq. (6) to simplify the explanation. In section III C, we will study the SHE and OHE by considering the overlap integrals in eq. (5) correctly. The  $18 \times 18$  matrix form of the Green function without impurities is given by  $\hat{G}^0(\mathbf{k}, \omega) = (\omega + \mu - \hat{H})^{-1}$  where  $\mu$  represents the chemical potential. There is a  $\mathbf{k}$ -dependent unitary matrix  $\hat{U}$  which diagonalize the Hamiltonian  $\hat{H}$  as follows:

$$\sum_{\alpha\beta} U_{l\alpha}^\dagger H^{\alpha\beta} U_{\beta m} = E_{\mathbf{k}}^l \delta_{lm}, \quad (7)$$

where  $\alpha, \beta$  is the orbital indices and  $l$  and  $m$  are the band indices.

Here, we consider the quasiparticle damping rate  $\hat{\Gamma}$ , which is given by  $[\hat{\Sigma}_{\mathbf{k}}(-i0) - \hat{\Sigma}_{\mathbf{k}}(+i0)]/2i$ , where  $\hat{\Sigma}_{\mathbf{k}}(\omega)$  is the self-energy matrix. In the Born approximation for  $I \ll W_{band}$ ,  $\hat{\Gamma}$  is given by  $\hat{\Gamma} = n_{imp} I^2 \frac{1}{2i} [\hat{g}(-i0) - \hat{g}(+i0)]$ , where  $n_{imp}$  is the impurity concentration,  $I$  is the impurity potential,  $W_{band}$  is

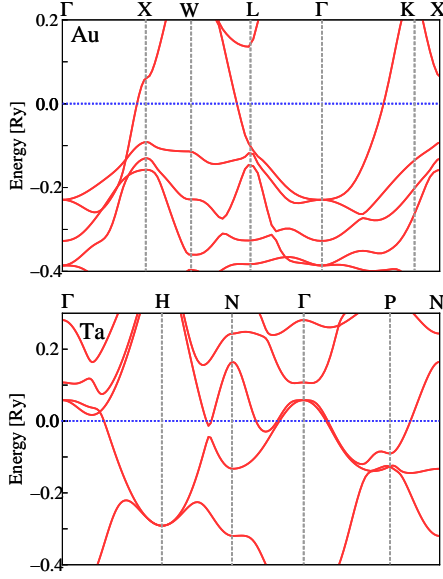


FIG. 1: (upper panel) Band structure of Au. Here,  $\Gamma = (0, 0, 0)$ ,  $X = (\pi, 0, 0)$ ,  $W = (\pi, \pi/2, 0)$ ,  $L = (\pi/2, \pi/2, \pi/2)$ , and  $K = (3\pi/4, 3\pi/4, 0)$ . (lower panel) Band structure of Ta. Here,  $\Gamma = (0, 0, 0)$ ,  $H = (\pi, 0, 0)$ ,  $N = (\pi/2, \pi/2, 0)$ ,  $P = (\pi/2, \pi/2, \pi/2)$ .

the bandwidth and  $\hat{g}(\omega)$  is the local Green function  $\hat{g}(\omega) = \frac{1}{N} \sum_{\mathbf{k}} \hat{G}(\mathbf{k}, \omega)$ , respectively. Here,  $N$  is the total number of lattice points. In the  $T$ -matrix approximation for general strength of  $I$ ,  $\hat{\Gamma}$  is given by  $\hat{\Gamma} = n_{imp} I \frac{1}{2i} \left\{ \frac{1}{1 - I\hat{g}(-i0)} - \frac{1}{1 - I\hat{g}(+i0)} \right\}$ . The retarded and advanced Green functions are given by

$$\hat{G}^R(\mathbf{k}, \omega) = (\omega + \mu - \hat{H} + i\hat{\Gamma})^{-1}, \quad (8)$$

$$\hat{G}^A(\mathbf{k}, \omega) = (\omega + \mu - \hat{H} - i\hat{\Gamma})^{-1}. \quad (9)$$

In the present model, the charge current operator for  $\mu$ -direction ( $\mu = x, y$ ) is given by

$$\hat{J}_\mu^C = \begin{pmatrix} \hat{j}_\mu^C & 0 \\ 0 & \hat{j}_\mu^C \end{pmatrix}, \quad (10)$$

where  $\hat{j}_\mu^C = -e \frac{\partial \hat{H}_0}{\partial k_\mu}$ , and  $-e$  ( $e > 0$ ) is the electron charge. Here, atomic SO interaction is not involved in the charge current operator since it is  $\mathbf{k}$ -independent. Also, the  $s_z$ -spin current operator  $\hat{J}_\mu^S = \{ \hat{j}_\mu^C, \hat{s}_z \} / 2 = (\hat{j}_\mu^C \hat{s}_z + \hat{s}_z \hat{j}_\mu^C) / 2$  [24, 46] is given by

$$\hat{J}_\mu^S = (-\hbar/e) \begin{pmatrix} \hat{j}_\mu^C & 0 \\ 0 & -\hat{j}_\mu^C \end{pmatrix}, \quad (11)$$

and  $l_z$ -orbital current operator is given by

$$\hat{J}_x^O = \{ \hat{J}_x^C, \hat{l}_z \} / 2. \quad (12)$$

We will discuss the validity of these current operators in Appendix C in more detail.

### III. SPIN AND ORBITAL HALL CONDUCTIVITIES

#### A. SHC and OHC without overlap integrals between different sites

In this section, we derive the general expressions for the intrinsic SHE and OHE based on the linear-response theory. As we will discuss in III B, we can safely neglect the current vertex correction (CVC) in calculating SHC and OHC in the present model. Therefore, the SHC at  $T=0$  is given by  $\sigma_{xy}^z = \sigma_{xy}^{zI} + \sigma_{xy}^{zII}$  according to Streda [47], where

$$\sigma_{xy}^{zI} = \frac{1}{2\pi N} \sum_{\mathbf{k}} \text{Tr} \left[ \hat{J}_x^S \hat{G}^R \hat{J}_y^C \hat{G}^A \right]_{\omega=0}, \quad (13)$$

$$\sigma_{xy}^{zII} = \frac{-1}{4\pi N} \sum_{\mathbf{k}} \int_{-\infty}^0 d\omega \text{Tr} \left[ \hat{J}_x^S \frac{\partial \hat{G}^R}{\partial \omega} \hat{J}_y^C \hat{G}^R - \hat{J}_x^S \hat{G}^R \hat{J}_y^C \frac{\partial \hat{G}^R}{\partial \omega} - \langle R \leftrightarrow A \rangle \right]. \quad (14)$$

Here,  $I$  and  $II$  represent the ‘‘Fermi surface term’’ and the ‘‘Fermi sea term’’, respectively. In the same way, the OHC of the Fermi surface term  $O_{xy}^{zI}$  and that of the Fermi sea term  $O_{xy}^{zII}$  are respectively given by eqs. (13) and (14) by replacing  $\hat{J}_x^S$  with the  $l_z$ -orbital current operator  $\hat{J}_x^O$  in eq. (12).

In the Born approximation, the quasiparticle damping rate depends on indices. If  $\lambda = 0$ ,  $\hat{\Gamma}$  is diagonal with respect to orbital:  $\hat{\Gamma}_{\alpha\beta} = \gamma_\alpha \delta_{\alpha\beta}$ , where  $\alpha$  and  $\beta$  are orbital indices. Then, the offdiagonal terms are negligible when  $\lambda \ll W_{band}$ .  $\gamma_\alpha$  is the quasiparticle damping rate for  $\alpha$ -orbital, and is proportional to the local density of states (LDOS) for  $\alpha$ -orbital,  $\rho_\alpha(0)$ . In the present model,  $d$ -orbital LDOSs are about equal in magnitude. Therefore,  $\gamma_\alpha$  is approximately independent of  $\alpha$  and can be approximated by a constant  $\gamma$ :  $\Gamma_{\alpha\beta} = \gamma \delta_{\alpha\beta}$ . Using this constant  $\gamma$  approximation, we derive the general expressions for the Fermi surface term and the Fermi sea term. In this case, the retarded and advanced Green function can be diagonalized using unitary matrix  $\hat{U}$  given by eq. (7) as follows:

$$\sum_{\alpha\beta} U_{l\alpha}^\dagger G_{\alpha\beta}^R U_{\beta m} = \frac{\delta_{lm}}{\omega - E_{\mathbf{k}}^l + i\gamma}, \quad (15)$$

where  $l, m$  is the band indices. Therefore, we can rewrite eqs. (13) and (14) by using  $\hat{U}$  as follows:

$$\begin{aligned} \sigma_{xy}^{zI} &= \frac{1}{2\pi N} \sum_{\mathbf{k}, l \neq m} (J_x^S)^{ml} (J_y^C)^{lm} \frac{1}{(E_{\mathbf{k}}^l - i\gamma)(E_{\mathbf{k}}^m + i\gamma)} \\ &= \frac{-1}{2\pi N} \sum_{\mathbf{k}, l \neq m} \text{Im} \{ (J_x^S)^{ml} (J_y^C)^{lm} \} \\ &\quad \times \text{Im} \left[ \frac{1}{(E_{\mathbf{k}}^l - i\gamma)(E_{\mathbf{k}}^m + i\gamma)} \right], \end{aligned} \quad (16)$$

$$\begin{aligned} \sigma_{xy}^{zII} = & -\frac{1}{2\pi N} \sum_{\mathbf{k}, l \neq m} \int_{-\infty}^0 d\omega \text{Im} \{ (J_x^S)^{ml} (J_y^C)^{lm} \} \\ & \times \text{Im} \left[ \frac{1}{(\omega - E_{\mathbf{k}}^l + i\gamma)^2} \frac{1}{(\omega - E_{\mathbf{k}}^m + i\gamma)} \right. \\ & \left. - \frac{1}{(\omega - E_{\mathbf{k}}^l + i\gamma)} \frac{1}{(\omega - E_{\mathbf{k}}^m + i\gamma)^2} \right], \end{aligned} \quad (17)$$

where  $(J_x^S)^{ml}$  is given by  $\sum_{\alpha\beta} U_{m\alpha}^\dagger (J_x^S)^{\alpha\beta} U_{\beta l}$ . Note that we dropped the diagonal terms  $l = m$  in the summations in eqs. (16) and (17) since they vanish identically. We also note that the transformation from the first row to the second row in eq. (16) was performed since  $\sum_{l,m} \text{Re} \{ (J_x^S)^{ml} (J_y^C)^{lm} \}$  vanishes identically after  $\mathbf{k}$ -summation. After performing the  $\omega$ -integration in eq. (17), the Fermi sea term is given by  $\sigma_{xy}^{zII} = \sigma_{xy}^{zIIa} + \sigma_{xy}^{zIIb}$ , where

$$\begin{aligned} \sigma_{xy}^{zIIa} = & \frac{-1}{2\pi N} \sum_{\mathbf{k}, l \neq m} \text{Im} \{ (J_x^S)^{ml} (J_y^C)^{lm} \} \frac{1}{E_{\mathbf{k}}^l - E_{\mathbf{k}}^m} \\ & \times \text{Im} \left\{ \frac{E_{\mathbf{k}}^l + E_{\mathbf{k}}^m - 2i\gamma}{(E_{\mathbf{k}}^l - i\gamma)(E_{\mathbf{k}}^m - i\gamma)} \right\}, \end{aligned} \quad (18)$$

$$\begin{aligned} \sigma_{xy}^{zIIb} = & \frac{1}{\pi N} \sum_{\mathbf{k}, l \neq m} \text{Im} \{ (J_x^S)^{ml} (J_y^C)^{lm} \} \frac{1}{(E_{\mathbf{k}}^l - E_{\mathbf{k}}^m)^2} \\ & \times \text{Im} \left\{ \ln \left( \frac{E_{\mathbf{k}}^l - i\gamma}{E_{\mathbf{k}}^m - i\gamma} \right) \right\}. \end{aligned} \quad (19)$$

Here, we used the following relation to perform the  $\omega$ -integration:

$$\begin{aligned} \int_{-\infty}^{\mu} dx \left\{ \frac{1}{(x-a)^2(x-b)} - \frac{1}{(x-a)(x-b)^2} \right\} = \\ \frac{a+b-2\mu}{(a-b)(a-\mu)(b-\mu)} - \frac{2}{(a-b)^2} \ln \left( \frac{a-\mu}{b-\mu} \right). \end{aligned} \quad (20)$$

In the case of  $\gamma \rightarrow 0$ ,  $\sigma_{xy}^{zIIb}$  given by eq. (19) corresponds to the Berry curvature term given by:

$$\sigma_{xy}^{zIIb} = \frac{1}{N} \sum_{\mathbf{k}, l} f(E_{\mathbf{k}}^l) \Omega^l(\mathbf{k}), \quad (21)$$

where  $\Omega^l(\mathbf{k})$  represents the Berry curvature given by

$$\Omega^l(\mathbf{k}) = \sum_{m \neq l} \frac{2\text{Im} \{ (J_x^S)^{ml} (J_y^C)^{lm} \}}{(E_{\mathbf{k}}^l - E_{\mathbf{k}}^m)^2}. \quad (22)$$

The relation  $\sigma_{xy}^z = \sigma_{xy}^{zIIb}$  has been frequently assumed in literatures such as ref. [9]. In this study, we calculate all the Fermi surface and Fermi sea term correctly, and elucidate how each term contribute to the SHC and OHC. In section VI A, we will discuss the  $\gamma$ -dependence of  $\sigma_{xy}^z, \sigma_{xy}^{zIIa}$  and  $\sigma_{xy}^{zIIb}$  in detail.

## B. Discussion of the CVC

In section III A, we have neglected the CVC. Here, we calculate the CVC due to the local impurity potential in

the Born approximation, and show that it is negligible in transition metals. In the Born approximation, the lowest order CVC is given by

$$\Delta \hat{J}_{\mu}^C = \frac{1}{N} n_{imp} I^2 \sum_{\mathbf{k}} \hat{G}^R \hat{J}_{\mu}^C \hat{G}^A. \quad (23)$$

Its diagrammatic expression is given in Fig. 2. The magnitude of CVC depends on the model. For example, the CVC vanishes identically in the  $d$ -orbital tight-binding models with atomic SO interaction [7, 22]. In contrast, the CVC plays an essential role in a Rashba model: the SHC almost vanishes due to the cancellation by CVC [23]. In the present model, although the CVC is finite, it affects the SHC only slightly by the following reason: We first note that the  $s$ - and  $d$ -orbital atomic wave functions have an even parity with respect to  $\mathbf{k} \rightarrow -\mathbf{k}$ , whereas the  $p$ -orbital atomic wave functions have an odd parity. The above fact means that Hamiltonian has a following relationship:

$$(H_0(\mathbf{k}))_{\alpha\beta} = p(H_0(-\mathbf{k}))_{\alpha\beta}. \quad (24)$$

where  $p = -1$  only when either  $\alpha$  or  $\beta$  is  $p$ -orbital, otherwise  $p = 1$ . It is easy to show that  $(G(\mathbf{k}, \omega))_{\alpha\beta}$  has the same parity with  $(H_0(\mathbf{k}))_{\alpha\beta}$ . Therefore, when both  $\alpha$  and  $\beta$  are ( $s, d$ )-orbitals,  $(\Delta \hat{J}_{\mu}^C)_{\alpha\beta} = 0$  since the  $(\alpha, \beta)$ -components of  $(\partial/\partial k_{\mu})\hat{G} = \hat{G}\hat{J}_{\mu}^C\hat{G}$  is an odd function. On the other hand,  $(\Delta \hat{J}_{\mu}^C)_{\alpha\beta} \neq 0$  when either  $\alpha$  or  $\beta$  is  $p$ -orbital since  $(\partial\hat{G}/\partial k_{\mu})_{\alpha\beta}$  is an even function. Although  $(\Delta \hat{J}_{\mu}^C)_{\alpha\beta}$  originating from the  $p$ -orbital is finite, it is small in magnitude since the  $5p, 6p$ -level is about 20eV higher than the Fermi level  $\mu$  and the  $p$ -electron density of states (DOS) at  $\mu$  is very small in all transition metals.

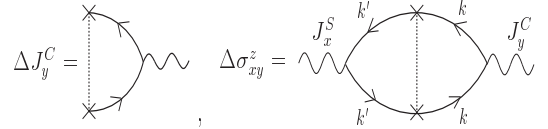


FIG. 2: The diagrammatic expressions of the current vertex correction due to the local impurity potentials. Here, the diagram represents the lowest order correction to the current  $\Delta \hat{J}_{\mu}^C$  and spin Hall conductivity  $\Delta \sigma_{xy}^z$ .

Now, let us verify numerically that the contribution of CVC to SHC is small in magnitude. The correction to the SHC due to the lowest order CVC is given by

$$\begin{aligned} \Delta \sigma_{xy}^z = & \frac{1}{2\pi N^2} n_{imp} I^2 \sum_{\mathbf{k}, \mathbf{k}'} \text{Tr} \left[ \hat{J}_x^S \hat{G}_{\mathbf{k}'}^R \Delta \hat{J}_y^C \hat{G}_{\mathbf{k}}^A \right] \\ = & \frac{1}{2\pi N^2} n_{imp} I^2 \sum_{\mathbf{k}, \mathbf{k}'} \text{Tr} \left[ \hat{G}_{\mathbf{k}'}^A \hat{J}_x^S \hat{G}_{\mathbf{k}'}^R \hat{G}_{\mathbf{k}}^R \hat{J}_y^C \hat{G}_{\mathbf{k}}^A \right]. \end{aligned} \quad (25)$$

Its diagrammatic expression is given in Fig. 2. We calculated  $\Delta \sigma_{xy}^z$  numerically and found that it is very small

compared to  $\sigma_{xy}^z$  without CVC: the ratio  $|\Delta\sigma_{xy}^z|/|\sigma_{xy}^z|$  is  $\sim 0.02$  for Ta and Pt, and  $\sim 0.005$  for W when  $\gamma=0.02$ . In this case, the higher order correction to the SHC should be negligible. Therefore, we can safely neglect the CVC for the SHC in transition metals.

### C. SHC and OHC considering the overlap integrals between different sites

In the previous section, we studied the SHC and OHC under the assumption that the atomic wave function of different sites are orthogonal. However, for a more accurate quantitative study of the intrinsic SHE and OHE, we need to take the off-diagonal elements of  $O_{\alpha\beta}$  in eq. (5) into account correctly. In this subsection, we explain how to calculate the SHE and OHE when the overlap integrals between different sites are considered.

Here, we introduce the Bloch wave function which is given by

$$\phi_{\mathbf{k}\alpha}(\mathbf{r}) = \frac{1}{\sqrt{N}} \sum_i e^{i\mathbf{k}\cdot\mathbf{R}_i} \phi_\alpha(\mathbf{r} - \mathbf{R}_i). \quad (26)$$

In this case, the inner product between the Bloch wave functions with different  $\mathbf{k}$  and  $\alpha$  is given by

$$\int d\mathbf{r} \phi_{\mathbf{k}\alpha}^*(\mathbf{r}) \phi_{\mathbf{k}'\beta}(\mathbf{r}) = \delta_{\mathbf{k}\mathbf{k}'} O_{\alpha\beta}(\mathbf{k}), \quad (27)$$

where

$$O_{\alpha\beta}(\mathbf{k}) = \sum_i e^{-i\mathbf{k}\cdot\mathbf{R}_i} O_{\alpha\beta}(\mathbf{R}_i). \quad (28)$$

Here,  $O_{\alpha\beta}(\mathbf{R}_i)$  in eq. (28) is the overlap integral which is defined by eq. (5). Therefore, when the overlap integrals between different sites are considered, the Bloch wave function given by eq. (26) is non-orthogonal.

By including the chemical potential  $\mu$ , the kinetic term of Hamiltonian is given by [48]

$$\hat{H}_0 = \sum_{\mathbf{k}, \alpha, \beta} c_{\mathbf{k}\alpha}^\dagger [h_{\alpha\beta}(\mathbf{k}) - \mu O_{\alpha\beta}(\mathbf{k})] c_{\mathbf{k}\beta}, \quad (29)$$

where  $c_{\mathbf{k}\alpha}$  is defined by

$$c_{\mathbf{k}\alpha} = \frac{1}{\sqrt{N}} \sum_i e^{i\mathbf{k}\cdot\mathbf{R}_i} c_{i\alpha}. \quad (30)$$

Here,  $c_{i\alpha}$  is an annihilation operator of an electron in the  $\alpha$  orbital state at  $i$ th site. As the atomic wave functions at different sites are non-orthogonal, creation and annihilation operators  $c_{\mathbf{k}\alpha}^\dagger, c_{\mathbf{k}\alpha}$  do not satisfy the canonical anticommutation relations, but instead satisfy [48]

$$\{c_{\mathbf{k}\alpha}, c_{\mathbf{k}'\beta}^\dagger\} = \delta_{\mathbf{k}\mathbf{k}'} O_{\alpha\beta}^{-1}(\mathbf{k}). \quad (31)$$

Since matrix  $\hat{O}(\mathbf{k})$  is positive definite Hermitian matrix, we can introduce a matrix  $\hat{S}(\mathbf{k})$  that transforms  $\hat{O}(\mathbf{k})$  into the unit matrix 1:

$$\hat{S}^\dagger(\mathbf{k}) \hat{O}(\mathbf{k}) \hat{S}(\mathbf{k}) = 1. \quad (32)$$

We note that matrix  $\hat{S}(\mathbf{k})$  cannot be determined uniquely: Using an arbitrary unitary matrix  $\hat{X}$ ,  $\hat{S}' = \hat{S}\hat{X}$  also satisfies eq. (32). Here, we introduce the following new basis  $(\bar{c}_{\mathbf{k}\alpha}, \bar{c}_{\mathbf{k}\alpha}^\dagger)$  using  $\hat{S}(\mathbf{k})$ :

$$\bar{c}_{\mathbf{k}\alpha} = \sum_\beta S_{\alpha\beta}^{-1}(\mathbf{k}) c_{\mathbf{k}\beta}. \quad (33)$$

We can easily verify that these operators  $(\bar{c}_{\mathbf{k}\alpha}, \bar{c}_{\mathbf{k}\alpha}^\dagger)$  satisfy the canonical anticommutation relations  $\{\bar{c}_{\mathbf{k}\alpha}, \bar{c}_{\mathbf{k}'\beta}^\dagger\} = \delta_{\mathbf{k}\mathbf{k}'} \delta_{\alpha\beta}$ . In this basis, eq. (29) is rewritten as

$$\hat{H}_0 = \sum_{\mathbf{k}, \alpha, \beta} \bar{c}_{\mathbf{k}\alpha}^\dagger [\bar{h}_{\alpha\beta}(\mathbf{k}) - \mu \delta_{\alpha\beta}] \bar{c}_{\mathbf{k}\beta}, \quad (34)$$

where  $\bar{h}_{\alpha\beta}(\mathbf{k}) = (\hat{S}^\dagger(\mathbf{k}) \hat{h}(\mathbf{k}) \hat{S}(\mathbf{k}))^{\alpha\beta} \equiv (\hat{h}(\mathbf{k}))^{\alpha\beta}$ . Therefore, the Green function in the  $(\bar{c}_{\mathbf{k}\alpha}, \bar{c}_{\mathbf{k}\alpha}^\dagger)$  basis is given by

$$\hat{G}(\mathbf{k}, \omega) = (\omega + \mu - \hat{h}(\mathbf{k}))^{-1}. \quad (35)$$

Next, we derive the expression for the current operator in the  $(c_{\mathbf{k}\alpha}, c_{\mathbf{k}\alpha}^\dagger)$  basis. From the continuity equation  $\frac{\partial}{\partial t} n(\mathbf{r}) + \nabla \cdot \mathbf{j}(\mathbf{r}) = 0$ , we obtain

$$\frac{\partial}{\partial t} n(\mathbf{q}) = -i\mathbf{q} \cdot \mathbf{j}(\mathbf{q}), \quad (36)$$

where  $n$  is electron number density.  $\frac{\partial}{\partial t} n(\mathbf{q})$  can be calculated by the equation of motion:  $\frac{\partial}{\partial t} n(\mathbf{q}) = i[H, n(\mathbf{q})]$ . Therefore,  $x$ -component of the current operator  $j_x$  is given by

$$j_x = \lim_{q_x \rightarrow 0} \left( -\frac{1}{q_x} [H, n(\mathbf{q})] \right). \quad (37)$$

In Appendix A, we show that  $n(\mathbf{q})$  is given by

$$n(\mathbf{q}) = \sum_{\mathbf{k}, \alpha, \beta} O_{\alpha\beta}^{-1}(\mathbf{k}) c_{\mathbf{k}-\mathbf{q}/2, \alpha}^\dagger c_{\mathbf{k}+\mathbf{q}/2, \beta}, \quad (38)$$

which is an exact expression for the first order of  $|\mathbf{q}|$ . Using the following relationship:  $[AB, CD] = A\{B, C\}D - AC\{B, D\} + \{A, C\}DB - C\{A, D\}B$ ,  $[H, n(\mathbf{q})]$  is given by

$$\begin{aligned} [H, n(\mathbf{q})] &= \sum_{\mathbf{k}, \alpha, \beta} c_{\mathbf{k}-\mathbf{q}/2, \alpha}^\dagger \{(\hat{h}(\mathbf{k}-\mathbf{q}/2) \hat{O}^{-1}(\mathbf{k}-\mathbf{q}/2) \hat{O}(\mathbf{k}))^{\alpha\beta} \\ &\quad - (\hat{O}(\mathbf{k}) \hat{O}^{-1}(\mathbf{k}+\mathbf{q}/2) \hat{h}(\mathbf{k}+\mathbf{q}/2))^{\alpha\beta}\} c_{\mathbf{k}+\mathbf{q}/2, \beta} \end{aligned} \quad (39)$$

By substituting eq. (39) into eq. (37), we obtain the expression for the velocity in the  $(c_{\mathbf{k}\alpha}, c_{\mathbf{k}\alpha}^\dagger)$  basis as follows:

$$\hat{v}_x(\mathbf{k}) = \frac{\partial \hat{h}(\mathbf{k})}{\partial k_x} + \frac{1}{2} \hat{h}(\mathbf{k}) \hat{D}_x(\mathbf{k}) + \frac{1}{2} \hat{D}_x^\dagger(\mathbf{k}) \hat{h}(\mathbf{k}), \quad (40)$$

where  $D_x(\mathbf{k})$  is given by

$$\hat{D}_x(\mathbf{k}) = \left\{ \frac{\partial}{\partial k_x} \hat{O}^{-1}(\mathbf{k}) \right\} \hat{O}(\mathbf{k}) = -\hat{O}^{-1}(\mathbf{k}) \frac{\partial}{\partial k_x} \hat{O}(\mathbf{k}). \quad (41)$$

Apparently,  $\hat{D}_x(\mathbf{k})=0$  in an orthogonal basis. We call the second and the third terms in eq. (40) the overlap integral current. In the  $(\bar{c}_{\mathbf{k}\alpha}, \bar{c}_{\mathbf{k}\alpha}^\dagger)$  basis, the velocity  $\hat{v}_x(\mathbf{k})$  is given by

$$\hat{v}_x(\mathbf{k}) = \hat{S}^\dagger(\mathbf{k}) \hat{v}_x(\mathbf{k}) \hat{S}(\mathbf{k}). \quad (42)$$

Therefore, even when the overlap integrals between different sites exist, we can calculate the SHC and OHC in the basis  $(\bar{c}_{\mathbf{k}\alpha}, \bar{c}_{\mathbf{k}\alpha}^\dagger)$  using the matrix  $\hat{S}(\mathbf{k})$ . In this basis, Green function  $\hat{G}(\mathbf{k}, \omega)$  is given by eq. (35). The charge current operator  $\hat{J}_\mu^C$  and the spin current operator  $\hat{J}_\mu^S$  are given by

$$\hat{J}_\mu^C = \begin{pmatrix} \bar{v}_\mu & 0 \\ 0 & \bar{v}_\mu \end{pmatrix}, \quad \hat{J}_\mu^S = \begin{pmatrix} \bar{v}_\mu & 0 \\ 0 & -\bar{v}_\mu \end{pmatrix}. \quad (43)$$

Also, the  $l_z$ -orbital current is given by  $\hat{J}_\mu^O = \{\hat{J}_\mu^C, \hat{l}_z\}/2$  where  $\hat{l}_z = \hat{S}^\dagger(\mathbf{k}) \hat{l}_z \hat{S}(\mathbf{k})$ . Therefore, SHC and OHC can be calculated by substituting  $\hat{G}(\mathbf{k}, \omega)$ ,  $\hat{J}_\mu^C$  and  $\hat{J}_\mu^S$  in eqs. (13) and (14) with  $\hat{G}(\mathbf{k}, \omega)$ ,  $\hat{J}_\mu^C$  and  $\hat{J}_\mu^S$ , respectively.

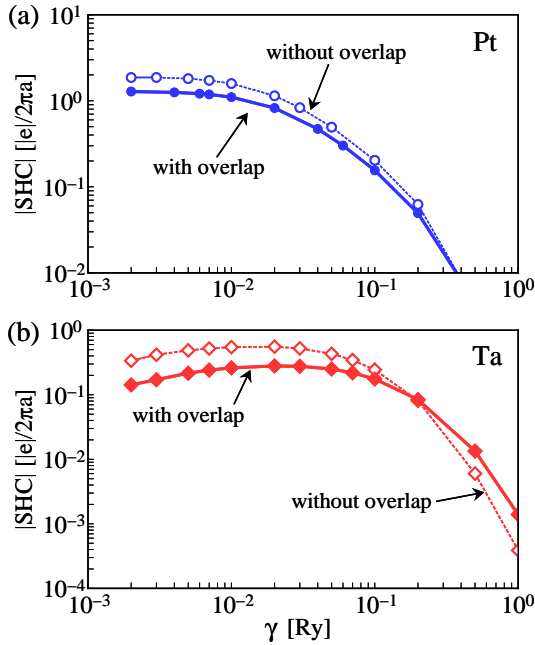


FIG. 3:  $\gamma$ -dependence of SHC in Pt and Ta obtained by using eq. (5) (with overlap) and that obtained by using eq. (6) (without overlap). When the overlap integrals between different sites are considered, the magnitude of SHC is reduced by about half.

Figure 3 shows the obtained SHCs in Pt and Ta by considering the overlap integrals between different sites

in NRL-TB model. For comparison, SHC given by using eq. (6) is also shown. We find that the magnitude of the SHC is reduced by about half when the overlap integral is considered correctly. We have verified that this is mainly due to the changes of the band spectra, whereas the modification due to the overlap integral current, which is given by the second and third terms in eq. (40), is less than 10% in magnitude. Since the CVC is also little affected by the modification of the velocity, we can also safely neglect the CVC when the overlap integrals between different sites are considered.

Here, we comment on the previous study ref. [8]. Therein, they studied the SHC in Pt using eq. (6). Since the Fermi surface is mainly composed of  $d$ -electrons in Pt and the  $d$ -orbital atomic wave functions are well localized, the band structure near the Fermi level is described well in this approximation. Therefore, the calculations of SHC and OHC in the absence of the overlap integrals between different sites give semiquantitatively reliable results, which can be recognized from Fig. 3 (a).

## IV. NUMERICAL STUDY

### A. Numerical results for SHC and OHC

In this section, we perform the numerical calculations for the SHC and OHC in various  $4d$ - and  $5d$ - transition metals by considering the overlap integrals between different sites given by eq. (5). In particular, we clarify SO interaction ( $\lambda$ ), the quasiparticle damping rate ( $\gamma$ ) and the chemical potential ( $\mu$ ) dependences of the SHC and OHC in each metal. Here, we note that the unit of the SHC and OHC in this section is  $|e^2|/2\pi a$  and  $1[|e^2|/2\pi a] \approx 1000\hbar e^{-1} \cdot \Omega^{-1} cm^{-1}$  for  $a=4 \text{ \AA}$ .

First, we shortly comment on the quasiparticle damping rate  $\hat{\Gamma}$  dependence of SHC. In the Born approximation,  $\hat{\Gamma}$  depends on orbital index. When  $\lambda \ll W_{band}$ ,  $\hat{\Gamma}$  is diagonal with respect to orbital:  $\Gamma_{\alpha\beta} = \gamma_\alpha \delta_{\alpha\beta}$ , where  $\gamma_\alpha$  is proportional to the LDOS for  $\alpha$ -orbital,  $\rho_\alpha(0)$ . On the other hand, the quasiparticle damping rate  $\gamma_\alpha$  is independent of orbital in the constant  $\gamma$  approximation:  $\Gamma_{\alpha\beta} = \gamma \delta_{\alpha\beta}$ . As reported in ref. [7], the intrinsic SHC in  $Sr_2RuO_4$  is independent of the quasiparticle damping rate in the low resistive regime. However, it depends on the ratio of the quasiparticle damping rate between different orbital states,  $\gamma_\alpha/\gamma_\beta$ : The SHC in  $Sr_2RuO_4$  given by the Born approximation is about 3 times larger than that in the constant  $\gamma$  approximation. In the present model, we have verified that the SHC in the Born approximation gives the similar results to that in the constant  $\gamma$  approximation in each metal. This fact will be discussed in Appendix B. For this reason, we use the constant  $\gamma$  approximation hereafter.

Table II and Fig. 4 show the electron number  $n$ -dependence of the SHC for  $\gamma = 0.002, 0.02, 0.2$ , where  $n = n_s + n_d$ . We note that the crystal structure is given by bcc structure for  $n = 5, 6$ , by hcp structure for

$n = 7, 8$ , and by fcc structure for  $n = 9, 10, 11$ . The SHC obtained in the present model for  $\gamma = 0.002$  is shown in Fig. 4 (a), and for  $\gamma = 0.02$  and  $0.2$  in Fig. 4 (b). The SHC in hcp structure for  $\gamma = 0.002$  will be studied in later publication [49]. We see that SHC is negative when  $n$  is given by  $n = 5, 6$  and positive when  $n = 9, 10, 11$ : The SHC changes its sign around  $n = 7$  and  $8$  ( $n^d = 5, 6, 7$ ). Figure 4 shows that the magnitude of SHC is largest in Pt for  $\gamma = 0.002$  and  $0.02$ , where the corresponding resistivities,  $\rho$ , are  $\rho \sim 8\mu\Omega\text{cm}$  and  $\rho \sim 64\mu\Omega\text{cm}$  in Pt, respectively. When  $\gamma = 0.2$ , however, the absolute value of SHC in Ta and W becomes larger than that of Pt, where  $\rho \sim 220\mu\Omega\text{cm}$  in Pt, and  $\rho \sim 250\mu\Omega\text{cm}$  in Ta and W. Therefore, large negative values of SHC in Ta and W will be observed even in high resistive samples. For comparison, we also calculated the SHC for  $n = 5 \sim 9$  using the band structure of Pt, which is represented as the open symbols in Fig. 4 (a). We see that the magnitude of SHC in Pt with  $n = 9$  does not reproduce that in Ir. The same is true in Ta and W (bcc structure). Therefore, we need to calculate SHC using a correct band structure for each metal.

TABLE II: SHC for  $\gamma = 0.002, 0.02$  and  $0.2$  in various  $4d$ - and  $5d$ -transition metals. Among the various transition metals, the magnitude of SHC in Pt is the largest for  $\gamma = 0.002$ , which corresponds to the low resistive regime. However, SHCs in Ta and W become larger than that in Pt for  $\gamma = 0.2$ , which corresponds to the high resistive regime.

metals	$\gamma = 0.002$	$\gamma = 0.02$	$\gamma = 0.2$
Nb( $4d^4 5s^1$ )	-0.15	-0.11	-0.019
Mo( $4d^5 5s^1$ )	-0.12	-0.10	-0.017
Tc( $4d^6 5s^1$ )	-	-0.11	-0.0035
Ru( $4d^7 5s^1$ )	-	0.12	0.006
Rh( $4d^8 5s^1$ )	0.84	0.34	0.013
Pd( $4d^{10} 5s^0$ )	0.96	0.53	0.021
Ag( $4d^{10} 5s^1$ )	0.020	0.020	0.010
Ta( $5d^3 6s^2$ )	-0.14	-0.28	-0.084
W( $5d^4 6s^2$ )	-0.36	-0.33	-0.086
Re( $5d^5 6s^2$ )	-	-0.24	-0.019
Os( $5d^6 6s^2$ )	-	0.24	0.037
Ir( $5d^9 6s^0$ )	0.0053	0.032	-0.010
Pt( $5d^9 6s^1$ )	1.3	0.82	0.049
Au( $5d^{10} 6s^1$ )	0.12	0.11	0.037

Next, we examine the  $\lambda$ -dependence of the SHC. We verified that the SHC in each metal increases approximately proportional to  $\lambda$ . To elucidate the origin of SHC, we calculated the SHC when SO interaction is anisotropic:  $\lambda_1 \sum (\hat{l}_z \hat{s}_z) + \lambda_2 \sum (\hat{l}_x \hat{s}_x + \hat{l}_y \hat{s}_y)$ . We find that the SHC for  $H_{SO} = \lambda \sum (\hat{l}_z \hat{s}_z)$  ( $\lambda_1 = \lambda, \lambda_2 = 0$ ) is as large as the SHC in the isotropic case ( $\lambda_1 = \lambda_2 = \lambda$ ). In contrast, the SHC for  $H_{SO} = \lambda \sum (\hat{l}_x \hat{s}_x + \hat{l}_y \hat{s}_y)$  ( $\lambda_1 = 0, \lambda_2 = \lambda$ ) is one order of magnitude smaller than the isotropic case. Therefore, the  $z$ -component of the SO interaction gives the decisive contribution to the SHC. The matrix element of  $\hat{l}_z$  is finite only for  $\langle yz | l_z | zx \rangle = -\langle zx | l_z | yz \rangle = i$

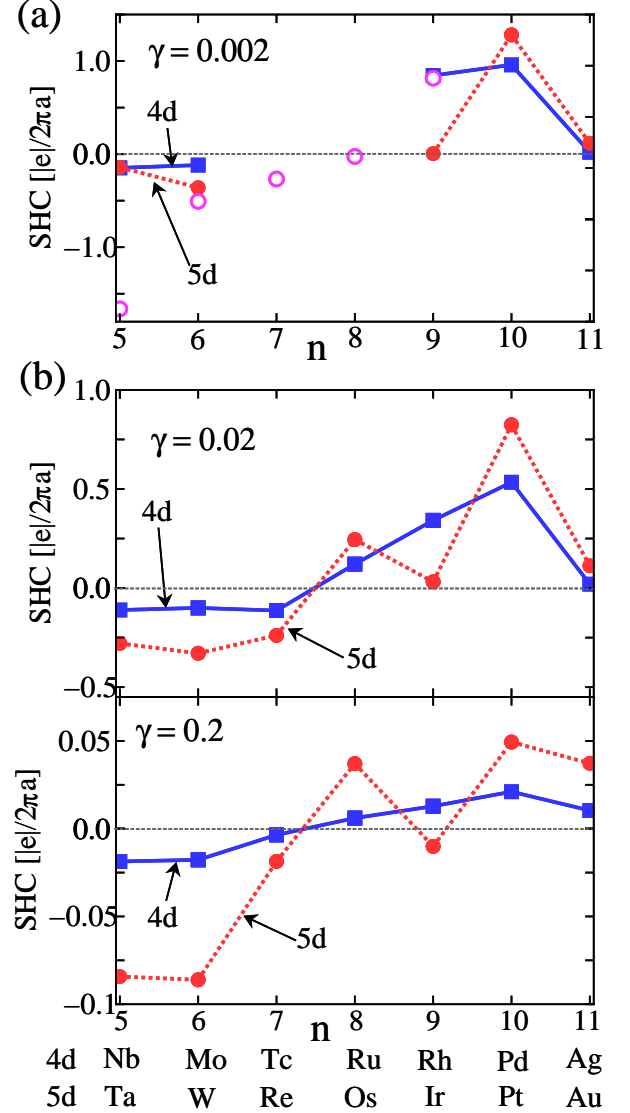


FIG. 4:  $n$ -dependence of SHC for  $\gamma = 0.002, 0.02$  and  $0.2$ . The sign of SHC is negative for  $n = 5, 6$  and positive for  $n = 9, 10, 11$ . In (a), we see that Pt shows the largest SHC in magnitude for  $\gamma = 0.002$ . For comparison, we also calculated the SHC for  $n = 5 \sim 9$  using the band structure of Pt, which is represented as the open symbols in Fig. 4 (a). In (b), the SHCs obtained in the present model for  $n = 7, 8$  (hcp structure) are also shown.

and  $\langle xy | l_z | x^2 - y^2 \rangle = -\langle x^2 - y^2 | l_z | xy \rangle = 2i$ . Note that  $d_{xy}$ - and  $d_{x^2-y^2}$ -orbitals ( $d_{yz}$ - and  $d_{zx}$ -orbitals) are given by the linear combination of  $l_z = \pm 2$  ( $l_z = \pm 1$ ). Here, we examine which orbitals among them cause the significant contribution to the SHC.  $z$ -component of SO interaction is rewritten as  $\lambda_3 \sum \{P(l_z^2 = 1) (\hat{l}_z \hat{s}_z)\} + \lambda_4 \sum \{P(l_z^2 = 4) (\hat{l}_z \hat{s}_z)\}$ , where  $P(l_z^2 = n)$  represents the projection operator. SHC caused by  $d_{xy}$ - and  $d_{x^2-y^2}$ -orbitals is given by setting  $\lambda_3 = 0, \lambda_4 = \lambda$ , which is rep-



resented as  $l_z = \pm 2$  in Table III. Similarly, SHC caused by  $d_{yz}$ - and  $d_{zx}$ -orbitals is given by setting  $\lambda_3 = \lambda$ ,  $\lambda_4 = 0$ , which is represented as  $l_z = \pm 1$  in Table III. We see that the interorbital transition between  $d_{xy}$ - and  $d_{x^2-y^2}$ -orbitals causes the significant contribution to the SHC in many metals. Only in the case of Mo, W and Ir, the contribution of  $d_{zx}$ - and  $d_{yz}$ -orbitals is comparable to that of  $d_{xy}$ - and  $d_{x^2-y^2}$ -orbitals. In other metals,  $d_{xy}$ - and  $d_{x^2-y^2}$ - orbitals give the dominant contribution to the SHC.

TABLE III: SHC which originates from the  $d_{zx}$ ,  $d_{yz}$ ,  $d_{xy}$  and  $d_{x^2-y^2}$ -orbitals. Here, we set  $\gamma = 0.02$ .  $l_z = \pm 2$  represents the SHC caused by  $d_{xy}$ - and  $d_{x^2-y^2}$ - orbitals, and  $l_z = \pm 1$  represents the SHC caused by  $d_{yz}$ - and  $d_{zx}$ - orbitals. The ratio represents (SHC from  $l_z = \pm 2$ ) / (SHC from  $l_z = \pm 1$ ). We see that  $d_{xy}$ - and  $d_{x^2-y^2}$ - orbitals cause the significant contribution to the SHC in many metals.

metals	$l_z = \pm 1$	$l_z = \pm 2$	ratio
Nb( $4d^4 5s^1$ )	-0.0332	-0.0770	2.32
Mo( $4d^5 5s^1$ )	-0.0474	-0.0587	1.24
Rh( $4d^8 5s^1$ )	0.0847	0.269	3.18
Pd( $4d^{10} 5s^0$ )	0.0847	0.455	5.37
Ag( $4d^{10} 5s^1$ )	0.00224	0.0181	8.08
Ta( $5d^3 6s^2$ )	-0.0222	-0.254	11.4
W( $5d^4 6s^2$ )	-0.174	-0.205	1.18
Ir( $5d^9 6s^0$ )	0.0123	0.0231	1.89
Pt( $5d^9 6s^1$ )	0.136	0.678	4.98
Au( $5d^{10} 6s^1$ )	0.0177	0.0987	5.59

Now, we discuss the  $\gamma$ -dependence of SHC. The  $\gamma$ -dependence of intrinsic SHCs in Ta and W are shown in Fig. 5. In usual, the intrinsic Hall conductivities are independent of  $\gamma$  in low resistive regime where  $\gamma \ll \Delta$ , whereas it decreases approximately in proportional to  $\rho^{-2}$  in the high resistive regime where  $\Delta \ll \gamma$  [15, 22]: Here,  $\Delta$  represents the band-splitting measured from the Fermi level. In W,  $\Delta$  is  $\sim 0.04$ , and in Pt,  $\Delta$  is  $\sim 0.035$  [8]. We find that W shows a typical coherent-incoherent crossover at  $\gamma \sim \Delta$  in Fig. 5 (b). We have also verified that the coherent-incoherent crossover behavior is universally seen in many transition metals including Pt, which is shown in Fig. 3 (a). However, as shown in Fig. 5 (a), SHC in Ta shows an exceptional behavior: It takes a maximum value around  $\gamma \sim 0.02$  and decreases as  $\gamma$  decreases in the low resistive regime. We find that this anomalous behavior can arise when almost degenerate intersecting bands exist slightly away from the Fermi level. We will discuss the reason in detail in section IV B.

In fig. 5 (b), the  $\gamma$ -dependences of the Fermi surface term  $\sigma_{xy}^{zI}$  and the Fermi sea terms  $\sigma_{xy}^{zIIa}$ ,  $\sigma_{xy}^{zIIb}$  are also shown. In the low resistive regime, the relation  $\sigma_{xy}^{zI} \simeq \sigma_{xy}^{zIIb}$  holds well, and  $\sigma_{xy}^{zIIb}$  reproduces the total Hall conductivity  $\sigma_{xy}^z$  [5]. In the high resistive regime, however,  $\sigma_{xy}^z \simeq \sigma_{xy}^{zI}$  whereas  $\sigma_{xy}^z$  is quite different from  $\sigma_{xy}^{zIIb}$  in the high resistive regime. As a result, the rela-

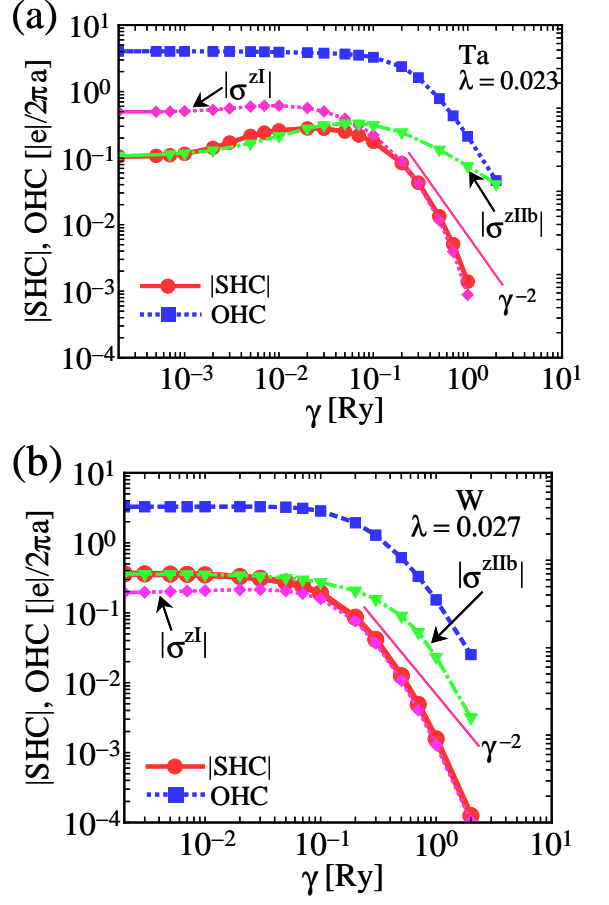


FIG. 5:  $\gamma$ -dependence of SHC and OHC in Ta (a) and W (b). The corresponding resistivity  $\rho$  to  $\gamma = 0.1$  is  $\sim 190 \mu\Omega\text{cm}$  in Ta and  $\sim 220 \mu\Omega\text{cm}$  in W.

tionship

$$\sigma_{xy}^z \simeq \sigma_{xy}^{zI} \quad (\text{Fermi surface term}), \quad (44)$$

is recognized for a wide range of  $\gamma$ . We will discuss the crossover behavior of the intrinsic Hall conductivity in more detail in section VI A.

Next, we discuss the  $\gamma$ -dependence of OHC. The obtained OHCs in Ta and W are shown in Fig. 5. We should note that the OHC is positive in every  $4d$ - and  $5d$ - transition metals, whereas the sign of SHC depends on the electron number  $n$ . The coherent-incoherent crossover behavior of OHC is recognized in Fig. 5. In contrast to the  $\gamma$ -dependence of SHC in Ta, OHC shows a typical crossover behavior. We also verified that OHC is finite even if  $\lambda = 0$  since the  $d$ -orbital current in eq. (12) is independent of the spin index [7].

Finally, we discuss the  $\mu$ -dependence of SHC in Pt and Ta. Experimentally, the chemical potential  $\mu$  can be controlled by composing alloys. In Figs. 6 and 8, the chemical potential is given by  $\mu = \mu_0 + \Delta\mu$  where  $\mu_0$  represents the true value of chemical potential. Figure 6 shows the  $\mu$ -dependence of  $\sigma_{xy}^{zIIb}$  in Pt for  $\gamma = 0.002, 0.007$  and

0.02. We see that the SHC shows a peak around  $\Delta\mu = 0$  and it decreases when  $\mu$  is raised or lowered from its true value. The SHC becomes negative for  $\Delta\mu < -0.11$ . This  $\Delta\mu$ -dependence of SHC obtained in the present model in Pt seems to be in good agreement with that in ref. [9]. We see that SHC for  $\gamma = 0.002$  is about 45% larger than that for  $\gamma=0.02$  at  $\Delta\mu=0$ . However, as  $|\Delta\mu|$  increases, the magnitude of SHCs for  $\gamma = 0.002$  and  $0.02$  begin to approach each other, and become the same around  $\Delta\mu = -0.09$  and  $\Delta\mu = +0.04$ .

Here, we elucidate from which part of the surface the SHC in Pt originates by calculating  $\sigma_{xy}^z(\mathbf{k}) \equiv \frac{1}{8} \sum_{k'_x, k'_y, k'_z}^{(\pm k_x, \pm k_y, \pm k_z)} \text{Tr} [\hat{J}_x^S \hat{G}^R \hat{J}_y^C \hat{G}^A]_{\mathbf{k}', \omega=0}$ . Note that  $\frac{1}{2\pi N} \sum_{\mathbf{k}} \sigma_{xy}^z(\mathbf{k})$  is equal to eq. (13).  $\sigma_{xy}^z(\mathbf{k})$  is finite only on the Fermi surface, and it takes a huge value at  $(0.76\pi, 0, 0)$  (on  $\Gamma$ -X) and at  $(0.44\pi, 0.44\pi, 0.44\pi)$  (on L- $\Gamma$ ) since two bands are very close near the Fermi level in the present model [8]:  $\sigma_{xy}^z(\mathbf{k}) \sim 3000$  for the former point and  $\sigma_{xy}^z(\mathbf{k}) \sim 5000$  for the latter point in the present model. However, the contribution of these points to the SHC is small after taking  $\mathbf{k}$ -summation using  $512^3$   $\mathbf{k}$ -meshes. We verified that the dominant contribution comes from a wide area around  $(k_x, k_y, k_z) = (0.54\pi, 0.20\pi, 0.21\pi)$  as shown in Fig. 7.

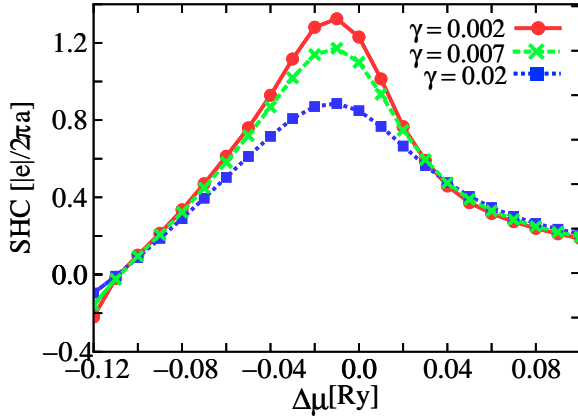


FIG. 6:  $\mu$ -dependence of  $\sigma_{xy}^{zIIb}$  in Pt for  $\gamma = 0.002, 0.007, 0.02$ . The chemical potential is given by  $\mu = \mu_0 + \Delta\mu$  where  $\mu_0$  represents the true value of chemical potential.

Figure 8 shows the  $\mu$ -dependence of  $\sigma_{xy}^{zIIb}$  in Ta for  $\gamma = 0.002, 0.007$  and  $0.02$ . SHC in Ta remains negative in the regime  $\Delta\mu \in [-0.08, 0.1]$ . In Ta, several “steady points”, where the magnitude of SHC is approximately independent of  $\gamma$  in the low resistive regime, are recognized at  $\Delta\mu = -0.06$ ,  $\Delta\mu = -0.02$  and  $\Delta\mu = +0.05$  in Fig. 8. When  $\mu$  decreases across the steady point at  $\Delta\mu = -0.02$ , the magnitude of SHC increases and reaches a peak around  $\Delta\mu = -0.04$ . This peak originates from the almost degenerate intersecting bands, which is discussed in more detail in section IV B.

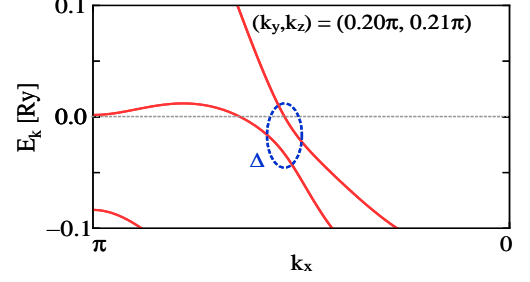


FIG. 7: The  $k_x$ -dependence of  $E_k^l$  for  $(k_y, k_z) = (0.20\pi, 0.21\pi)$  in Pt is shown. The bandsplitting measured from the Fermi level is  $\Delta \sim 0.035$ . A wide area around  $(k_x, k_y, k_z) = (0.54\pi, 0.20\pi, 0.21\pi)$  gives a dominant contribution to SHC in Pt.

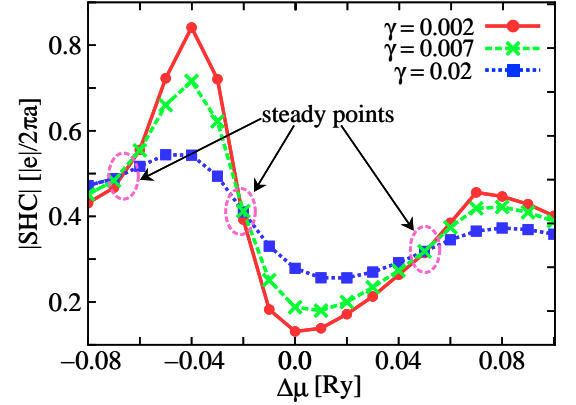


FIG. 8:  $\mu$ -dependence of  $\sigma_{xy}^{zIIb}$  in Ta for  $\gamma = 0.002, 0.007, 0.02$ . There is a sharp peak around  $\Delta\mu = -0.04$ .

Finally, we explain why SHC in Ir is small in magnitude, by calculating  $\sum_{\mathbf{k}} \sigma_{xy}^z(\mathbf{k})$ . Here, we divide the  $\mathbf{k}$ -summation into  $\mathbf{k}^+$ -region and  $\mathbf{k}^-$ -region, where  $\mathbf{k}^+$ -region ( $\mathbf{k}^-$ -region) represents the region where  $\sigma_{xy}^z(\mathbf{k}) > 0$  ( $\sigma_{xy}^z(\mathbf{k}) < 0$ ) holds:

$$\begin{aligned} \sum_{\mathbf{k}} \sigma_{xy}^z(\mathbf{k}) &= \sum_{\mathbf{k}^+} \sigma_{xy}^z(\mathbf{k}) + \sum_{\mathbf{k}^-} \sigma_{xy}^z(\mathbf{k}) \\ &\equiv \sigma_{xy}^{z+} + \sigma_{xy}^{z-}. \end{aligned} \quad (45)$$

In many transition metals, such as Pt and Ta, either  $\sigma_{xy}^{z+}$  or  $\sigma_{xy}^{z-}$  is much larger than the other in magnitude, and therefore the magnitude of  $\sigma_{xy}^z$  remains large. In Ir, however, we have verified that the relation  $\sigma_{xy}^{z+} \simeq -\sigma_{xy}^{z-}$  holds, and  $\sigma_{xy}^z$  becomes small in magnitude.

## B. Detailed discussions of SHC in Ta

In the previous section, we have verified that the SHC in all  $4d$ - and  $5d$ - transition metals except for Ta are independent of  $\gamma$  in the low resistive regime ( $\gamma \ll \Delta$ ). Here,

we show that the SHC can decrease as  $\gamma$  approaches zero in the low resistive regime when an almost degenerate intersecting bands exist slightly away from the Fermi level. This is the origin of the anomalous  $\gamma$ -dependence of the SHC in Ta for  $\gamma < 0.02$  in Fig. 5 (a).

In Ta, there are several accidental degenerate points with  $\lambda=0$  slightly away from the Fermi level. We show the intersecting bands of NRL-TB model for Ta in Fig. 9 (a). We find an accidental degenerate point at  $(k_x, k_y, k_z)=(0, 0.12\pi, 0.33\pi)$  in the present model with  $\lambda=0$ . Note that this degeneracy splits with  $\lambda \neq 0$ , as recognized in Fig. 9 (a).

In usual band structures, we have shown that dominant contribution arises from the Fermi surface term  $\sigma_{xy}^{zI}$  and the relation given by eq. (44) holds well. On the other hand, in the exceptional case such as in Ta, the anomalous  $\gamma$ -dependence of SHC can be explained by analyzing  $\sigma_{xy}^{zIIb}$  as follows: By dropping the current operators in eq. (19) for simplicity,  $\sigma_{xy}^{zIIb}$  is given by

$$\sigma_{xy}^{zIIb} \propto \sum_{\mathbf{k}, l > m} \frac{1}{(E_{\mathbf{k}}^l - E_{\mathbf{k}}^m)^2} \text{Im} \left\{ \ln \left( \frac{E_{\mathbf{k}}^l - i\gamma}{E_{\mathbf{k}}^m - i\gamma} \right) \right\}. \quad (46)$$

We can approximate as follows for  $\gamma \ll |E_{\mathbf{k}}^l|, |E_{\mathbf{k}}^m|$ :

$$\begin{aligned} \text{Im} \left\{ \ln \left( \frac{E_{\mathbf{k}}^l - i\gamma}{E_{\mathbf{k}}^m - i\gamma} \right) \right\} &\approx -\pi\theta(-E_{\mathbf{k}}^l) + \pi\theta(-E_{\mathbf{k}}^m) \\ &+ \frac{\gamma(E_{\mathbf{k}}^l - E_{\mathbf{k}}^m)}{E_{\mathbf{k}}^l E_{\mathbf{k}}^m}. \end{aligned} \quad (47)$$

Substituting above equation into eq. (46), we obtain the following relation for small  $\gamma$ :

$$\begin{aligned} \sigma_{xy}^{zIIb} &\propto \sum_{\mathbf{k}, l > m} \left[ \frac{\theta(-E_{\mathbf{k}}^m) - \theta(-E_{\mathbf{k}}^l)}{(E_{\mathbf{k}}^l - E_{\mathbf{k}}^m)^2} \right. \\ &\left. + \gamma \frac{\theta(|E_{\mathbf{k}}^l| - \gamma)\theta(|E_{\mathbf{k}}^m| - \gamma)}{E_{\mathbf{k}}^l E_{\mathbf{k}}^m (E_{\mathbf{k}}^l - E_{\mathbf{k}}^m)} \right], \end{aligned} \quad (48)$$

where the step function of the second term in above equation is introduced to skip the  $\mathbf{k}$ -summation in the case of  $\gamma \geq |E_{\mathbf{k}}^l|, |E_{\mathbf{k}}^m|$ .

Figure 9 (b) is a schematic band structure around the accidental degenerate point slightly away from the Fermi level. In this figure,  $\Delta$  represents the band-splitting measured from the Fermi level and  $E^*$  represents the eigenenergy measured from the Fermi level:  $E^* = E_{\mathbf{k}^*}^l \simeq E_{\mathbf{k}^*}^m$ . Using Fig. 9 (b), we discuss the  $\gamma$ -dependence of eq. (48). The first term remains finite only in region (B) where  $E_{\mathbf{k}}^l > 0$  and  $E_{\mathbf{k}}^m < 0$ . However, it vanishes in regions (A) and (C) where  $E_{\mathbf{k}}^l \cdot E_{\mathbf{k}}^m < 0$ . The sign of the first term in region (B) is positive. The sign of the second term is negative in region (B), whereas it is positive in regions (A) and (C).

When  $\gamma \rightarrow 0$ ,  $\sigma_{xy}^{zIIb}$  is given only by the first term in eq. (48) since the second term vanishes. The second term in eq. (48) contribute to  $\sigma_{xy}^{zIIb}$  only when  $\gamma$  is finite. When  $E^* \sim \gamma$ , a large contribution to  $\sigma_{xy}^{zIIb}$  comes

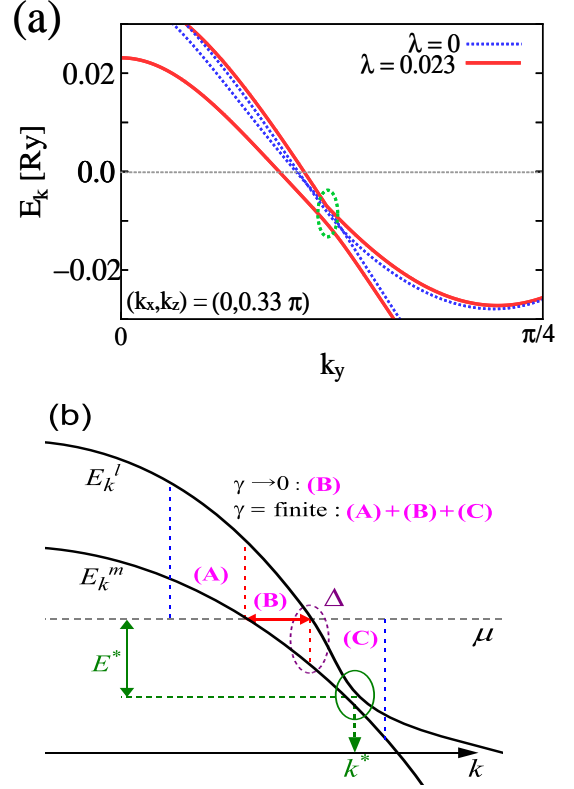


FIG. 9: (a) Intersecting bands in NRL-TB model for Ta. We find an accidental degenerate point at  $(k_x, k_y, k_z)=(0, 0.12\pi, 0.33\pi)$  in the present model with  $\lambda=0$ . The bandsplitting at  $\mathbf{k}^*$  is  $\sim 0.003$ . (b) Band structure around an accidental degenerate point slightly away from the Fermi level. The region where  $\mathbf{k}$ -summation is performed for  $\gamma \rightarrow 0$  and finite  $\gamma$  are represented by using (A), (B) and (C).  $\Delta$  represents the band-splitting measured from the Fermi level and  $\mathbf{k}^*$  represents the point of the minimum band-splitting around the accidental degenerate point.

from the second term in eq. (48) from the regime (C) in Fig. 9 (b). Since the second term can be as large as the first term,  $\sigma_{xy}^{zIIb}$  takes the sizable peak at finite  $\gamma$  in Ta. Therefore, the second term in eq. (48) gives rise to the anomalous  $\gamma$ -dependence of SHC in the presence of accidental degenerate point near the Fermi level. The SHC reaches the maximum value at  $\gamma \sim E^*$ . As a result, the anomalous behavior of SHC in NRL-TB model for Ta originates from the intersecting bands shown in Fig. 9 (a). From this figure, we see that  $E_{\mathbf{k}^*}^l$  is  $\sim 0.01$ . This fact is consistent with the peak of SHC  $\sigma_{xy}^z$  around  $\gamma = 0.02$  in Fig. 5 (a).

In the present model with  $\lambda=0$ , there is another accidental degenerate point at  $(k_x, k_y, k_z)=(\pi, 0.23\pi, \pi/2)$ . The band structure obtained for NRL-TB model in Ta with  $\lambda=0$  and  $\lambda=0.023$  around this point is shown in Fig. 10. From this figure, when  $\mu$  is lowered to  $\Delta\mu = -0.04$ , we see that the Fermi level begins to lie inside the gap. This fact causes a sharp peak of  $\sigma_{xy}^{zIIb}$  at  $\Delta\mu = -0.04$  in

Fig. 8.

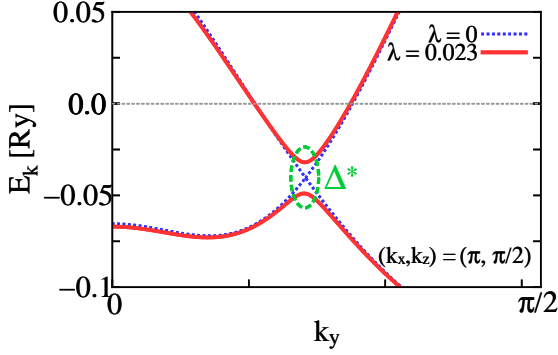


FIG. 10: Intersecting bands near the Fermi level with  $\lambda = 0, 0.023$  in Ta: The  $k_y$ -dependence of  $E_k^l$  for  $(k_x, k_z) = (\pi, \pi/2)$  is shown. In the present model with  $\lambda = 0$ , we find an accidental degenerate point at  $(k_x, k_y, k_z) = (\pi, 0.23\pi, \pi/2)$ , which is different point from that shown in Fig. 9 (b). The corresponding minimum bandsplitting is  $\Delta^* \sim 0.015$ .

Here, we have shown that the presence of almost degenerate intersecting bands in Ta gives rise to the anomalous  $\gamma$ -dependence in the low resistive regime based on the NRL-TB model. In this exceptional situation,  $\sigma_{xy}^{zIIb}$  plays a significant role. However, in other cases, where the intersecting bands do not exist slightly away from the Fermi level, SHC is mainly given by the Fermi surface term  $\sigma_{xy}^z$ . We may have to confirm this anomalous behavior in Ta by checking the accuracy of the NRL-TB model in detail.

## V. EFFECTIVE MAGNETIC FLUX

In the previous section, we discussed the SHC based on multiorbital tight-binding model using the Green function method. In this section, we give an intuitive reason why huge SHC appears in the present multiorbital model by considering only  $d_{xy}$ -,  $d_{x^2-y^2}$ - and  $s$ -orbitals [8]. Now we consider the double layer bcc model in Fig. 11, which is a simplified version of the bcc structure model. Here,  $\pm t$  represents the hopping integrals between nearest neighbor  $d_{xy}$ -orbital and  $s$ -orbital, and  $\pm t'$  is for the next nearest neighbor  $d_{x^2-y^2}$ -orbital and  $s$ -orbital. Note that both hopping integrals change their signs by rotation by  $\pi/2$ .  $t_0$  represents the hopping integral between  $s$ -orbitals.

Here, we consider the motion of a  $\uparrow$ -spin electron as shown on the right side of Fig. 11. By considering the signs of interorbital hopping integrals and matrix elements of SO interaction, we can verify that a clockwise (anti-clockwise) movement of a  $\uparrow$ -spin electron along the path “0 $\rightarrow$ 3 $\rightarrow$ 1(2) $\rightarrow$ 0” causes the factor  $+i(-i)$ . This factor can be interpreted as the Aharonov-Bohm phase factor  $e^{2\pi i\phi/\phi_0}$  [ $\phi_0 = hc/|e|$ ], where  $\phi$  represents the ef-

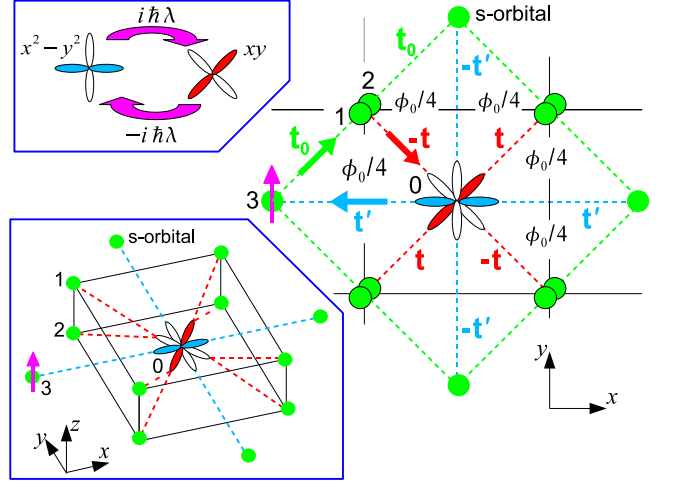


FIG. 11: Effective AB phase in double layer bcc model for  $\uparrow$ -spin electron. This is the origin of the huge Hall conductivities in various transition metals.

fective magnetic flux  $\phi = \oint \mathbf{A} d\mathbf{r} = \pm\phi_0/4$ . Since the effective magnetic flux for  $\downarrow$ -spin electron is opposite in sign, electrons with different spins move to opposite direction. Therefore, the effective magnetic flux gives rise to the SHC of order  $O(\lambda)$ . Large SHE and OHE due to such effective magnetic flux will be realized in various multiorbital transition metals.

To obtain the AB phase, we used the SO interaction to transfer from one  $d$ -orbital state to another. Here, we explain why the off-diagonal matrix elements of  $\hat{l}_z$  exist:  $\langle yz | \hat{l}_z | zx \rangle = -\langle zx | \hat{l}_z | yz \rangle = i$  and  $\langle xy | \hat{l}_z | x^2 - y^2 \rangle = -\langle x^2 - y^2 | \hat{l}_z | xy \rangle = 2i$ . We note that the  $|zx\rangle$  state is transferred to  $|yz\rangle$  state by rotating the wave function around  $z$ -axis by  $\pi/2$ . Similarly,  $|x^2 - y^2\rangle$  state is transferred to  $|xy\rangle$  state by rotating the wave function around  $z$ -axis by  $\pi/4$ . Since  $\hat{l}_z$  is a generator of the rotation operator about  $z$ -axis  $\hat{R}_z(\theta) = e^{-i\theta\hat{l}_z}$ , the relation between  $\hat{l}_z$  and  $\hat{R}_z(\theta)$  is given by

$$\mp i\hat{l}_z = \hat{R}_z(\pm\frac{\pi}{2}) \quad \text{if } l_z^2 = 1, \quad (49)$$

$$\mp \frac{i}{2}\hat{l}_z = \hat{R}_z(\pm\frac{\pi}{4}) \quad \text{if } l_z^2 = 4. \quad (50)$$

Therefore, we obtain the following relations:

$$\hat{l}_z |zx\rangle = i\hat{R}_z(\frac{\pi}{2}) |zx\rangle = i|yz\rangle, \quad (51)$$

$$\hat{l}_z |yz\rangle = -i\hat{R}_z(\frac{\pi}{2}) |yz\rangle = -i|zx\rangle, \quad (52)$$

for  $\hat{l}_z^2=1$ , and

$$\hat{l}_z |x^2 - y^2\rangle = 2i\hat{R}_z(\frac{\pi}{4}) |x^2 - y^2\rangle = 2i|xy\rangle, \quad (53)$$

$$\hat{l}_z |xy\rangle = -2i\hat{R}_z(\frac{\pi}{4}) |xy\rangle = -2i|x^2 - y^2\rangle, \quad (54)$$

for  $\hat{l}_z^2=4$ .

## VI. DISCUSSIONS

### A. Coherent-Incoherent Crossover of Intrinsic Hall Conductivities

In section IV, we studied the  $\gamma$ -dependence of the SHC in Ta and W numerically. Therein, we have verified that a typical crossover behavior of the intrinsic SHC at  $\gamma \sim \Delta$  is realized in many transition metals unless almost accidental degenerate points exist slight away from the Fermi level. These crossover behavior of  $\sigma_{xy}$  was shown in ref. [15, 22]. Here, we discuss the crossover behavior of intrinsic Hall conductivities analytically by dividing into 3 regimes with respect to  $\gamma$ :  $\gamma \ll \Delta$ ,  $\Delta \ll \gamma \ll W$ , and  $W \ll \gamma$ , where  $\Delta$  and  $W$  represent the band-splitting near the Fermi level and the bandwidth, respectively. The first regime corresponds to the low resistive regime, and the second to the high resistive regime. Here, we discuss the regime  $W \ll \gamma$  only briefly since the Ioffe-Regel condition  $\gamma \sim W$  is violated.

TABLE IV:  $\gamma$ -dependence of the Fermi surface term  $\sigma_{xy}^I$ , Fermi sea terms  $\sigma_{xy}^{IIa}$ ,  $\sigma_{xy}^{IIb}$ , and the longitudinal conductivity  $\sigma_{xx}$ .

	$\gamma \ll \Delta$ (low $\rho$ )	$\Delta \ll \gamma \ll W$ (high $\rho$ )	$W \ll \gamma$
$\sigma_{xy}^I$	$\gamma^0$	$\gamma^{-2}$	$\gamma^{-3}$
$\sigma_{xy}^{IIa}$	$\gamma^0$	$\gamma^0$	$\gamma^{-1}$
$\sigma_{xy}^{IIb}$	$\gamma^0$	$\gamma^0$	$\gamma^{-1}$
$\sigma_{xx}$	$\gamma^{-1}$	$\gamma^{-1}$	$\gamma^{-2}$

Now, we analyze eqs. (16), (18) and (19) to obtain the  $\gamma$ -dependence of the Fermi surface term  $\sigma_{xy}^I$  and the Fermi sea term  $\sigma_{xy}^{II}$ . The  $\gamma$ -dependence of  $\sigma_{xy}^I$  is estimated by analyzing eq. (16) as follows for  $\gamma \ll W$ , by considering the following relationship:

$$\text{Im} \left\{ \frac{1}{(E^l + i\gamma)(E^m - i\gamma)} \right\} = \frac{\gamma(E_{\mathbf{k}}^l - E_{\mathbf{k}}^m)}{((E_{\mathbf{k}}^l)^2 + \gamma^2)((E_{\mathbf{k}}^m)^2 + \gamma^2)} \quad (55)$$

$$\approx \frac{\pi}{\gamma} \frac{\gamma(E_{\mathbf{k}}^m - E_{\mathbf{k}}^l)(\delta(E_{\mathbf{k}}^l) + \delta(E_{\mathbf{k}}^m))}{(E_{\mathbf{k}}^m - E_{\mathbf{k}}^l)^2 + \gamma^2}. \quad (56)$$

After  $\mathbf{k}$ -summation, eq. (56) is proportional to  $\gamma^0$  for  $\gamma \ll \Delta$ , and it is proportional to  $\gamma^{-2}$  for  $\Delta \ll \gamma \ll W$ . On the other hand, in the regime  $W \ll \gamma$ , we can estimate eq. (55) as

$$\sum_{\mathbf{k}} \frac{\gamma(E_{\mathbf{k}}^l - E_{\mathbf{k}}^m)}{((E_{\mathbf{k}}^l)^2 + \gamma^2)((E_{\mathbf{k}}^m)^2 + \gamma^2)} \sim \frac{\gamma}{\gamma^4} \sum_{\mathbf{k}} (E_{\mathbf{k}}^l - E_{\mathbf{k}}^m) \sim \gamma^{-3}. \quad (57)$$

In a similar way, the  $\gamma$ -dependence of the Fermi sea terms  $\sigma_{xy}^{IIa}$  and  $\sigma_{xy}^{IIb}$  can be estimated from eqs. (18) and (19), respectively. The longitudinal conductivity  $\sigma_{xx}$  is given

by

$$\sigma_{xx} = \frac{1}{2\pi N} \sum_{\mathbf{k}} \text{Tr} \left[ \hat{j}_x^C \hat{G}^R \hat{j}_x^C \hat{G}^A - \frac{1}{2} \left\{ \hat{j}_x^C \hat{G}^R \hat{j}_x^C \hat{G}^R + \langle R \leftrightarrow A \rangle \right\} \right]. \quad (58)$$

In Table IV, the  $\gamma$ -dependences of  $\sigma_{xy}^I$ ,  $\sigma_{xy}^{IIa}$ ,  $\sigma_{xy}^{IIb}$ , and  $\sigma_{xx}$  are shown. In the metallic systems, the relations  $\sigma_{xy} \approx \sigma_{xy}^I$  (Fermi surface term) and  $|\sigma_{xy}^I| \gg |\sigma_{xy}^{II}|$  hold well for a wide range of  $\gamma$  since the Fermi sea terms  $\sigma_{xy}^{IIa}$  and  $\sigma_{xy}^{IIb}$  almost cancels each other [22]. Therefore, we discuss the  $\gamma$ -dependence of the Fermi surface term in detail. From Table IV, the Fermi surface term  $\sigma_{xy}^I$  is independent of  $\gamma$  in the low resistive regime, whereas  $\sigma_{xy}^I$  decreases approximately in proportional to  $\gamma^{-2}$  in the high resistive regime. On the other hand, the longitudinal conductivity  $\sigma_{xx}$  decreases approximately in proportional to  $\gamma^{-1}$  in both low and high resistive regime. Therefore, the coherent-incoherent crossover behavior of intrinsic Hall conductivities at  $\gamma \sim \Delta$  are reproduced by considering the Fermi surface term  $\sigma_{xy}^I$  correctly, as reported in refs. [15, 22]:

$$\sigma_{xy} \propto \sigma_{xx}^0 \quad \text{for } \gamma \ll \Delta, \quad (59)$$

$$\sigma_{xy} \propto \sigma_{xx}^2 \quad \text{for } \Delta \ll \gamma \ll W \quad (60)$$

In the case of  $W \ll \gamma$ , the relation  $\sigma_{xy} \propto \sigma_{xx}^{1.5}$  ( $\propto \gamma^{-3}$ ) holds. However, this relation is not reliable since the Ioffe-Regel condition ( $W/\gamma \sim E_F \tau \leq 1$ ) is violated in this regime [52].

Finally, we comment on the  $\sigma_{xy}^{IIb}$  term, which is called the Berry curvature term. In electron gas models, the relation  $\sigma_{xy} = \sigma_{xy}^{IIb}$  holds for  $\gamma = +0$  since  $\sigma_{xy}^I + \sigma_{xy}^{IIa} = 0$  [50, 51]. However,  $\sigma_{xy} \neq \sigma_{xy}^{IIb}$  for finite  $\gamma$ , and the crossover behavior cannot be explained by analyzing  $\sigma_{xy}^{IIb}$ , which is shown in Table IV. In conclusion, the relationship  $\sigma_{xy} \approx \sigma_{xy}^I$  and  $|\sigma_{xy}^I| \gg |\sigma_{xy}^{II}|$  hold well in the real metallic systems, and the correct crossover behavior given by eqs. (59) and (60) are reproduced by the Fermi surface term  $\sigma_{xy}^I$ .

Now, we examine the Ioffe-Regel limit in Ta and Pt. The Ioffe-Regel limit  $l/a \sim k_F l \sim 1$  is approximately estimated as  $E_F/\gamma \sim 1$ , where  $l, a, k_F, E_F$ , and  $\gamma$  represents an elastic mean-free path, a lattice constant, a Fermi wave number, a Fermi energy, and a quasiparticle damping rate, respectively. From the obtained band structure for Ta and Pt in the present model, we verified that  $E_F$  is  $\sim 1$  in Ta and  $\sim 0.5$  in Pt. Therefore, the Ioffe-Regel limit lays around  $\gamma \sim 1$  in Ta and  $\gamma \sim 0.5$  in Pt, respectively. Since the localization effect of electron is not taken into account, the present calculation will be inadequate for  $E_F/\gamma \gg 1$ .

## B. Summary of the Present Study

In this paper, we studied the intrinsic SHE and OHE in various  $4d$ -transition metals (Nb, Mo, Tc, Ru, Rh, Pd, and Ag) and  $5d$ -transition metals (Ta, W, Re, Os, Ir, Pt and Au) based on a multiorbital tight-binding model. We have derived the general expressions for the intrinsic SHC and OHC in the presence of overlap integrals given by eq. (5). We found that the huge SHCs in Pt ( $5d^96s^1$ ) and Pd ( $4d^{10}5s^0$ ) are positive, whereas the SHCs in Ta ( $5d^36s^2$ ) and W ( $5d^46s^2$ ) take large negative values. We also found that the SHC changes smoothly with the electron number  $n = n_s + n_d$ , regardless of the changes of the crystal structure. Among the  $4d$ - and  $5d$ -transition metals, the magnitude of SHC in Pt shows the largest value in the low resistive regime. However, the magnitude of SHC in Ta and W exceeds that in Pt in the high resistive regime. Therefore, large negative values of SHCs in Ta and W will be observed even in the high resistive samples. In this paper, we also calculated the SHC for  $n = 7, 8$  (hcp structure): The SHE for the hcp structure will be studied more in detail in the later publication [49].

We also showed that the CVC due to the local impurity potential can be safely neglected in calculating the SHC and OHC in the present model. The obtained SHCs in various transition metals are sensitive to the changes of the chemical potential  $\mu$ , which reflect the multiband structure around the Fermi level  $\mu$ . This suggests that the intrinsic SHC can be controlled by composing alloys. As for  $\gamma$ -dependences of SHC and OHC, we obtained the coherent-incoherent crossover behaviors in many transition metals by calculating both Fermi surface term and Fermi sea term on the same footing:  $\sigma_{xy}^z$  is independent of  $\gamma$  in the low resistive regime where  $\gamma \ll \Delta$ , whereas  $\sigma_{xy}^z$  decreases approximately in proportional to  $\rho^{-2}$  in the high resistive regime. The physical meaning of the crossover behavior can be explained as follows: In the low resistive regime, SHC is proportional to the lifetime of the interband excitation  $\hbar/\Delta$  since it is caused by the interband particle-hole excitation induced by the electric field [5, 6, 7, 10, 15, 22]. However, in the high resistive regime, SHC decreases with  $\gamma$  since the quasiparticle lifetime  $\hbar/\gamma$  becomes shorter than  $\hbar/\Delta$  [15, 22].

Here, we comment on the effect of Coulomb interaction on the SHC and OHC. In the microscopic Fermi liquid theory, the Coulomb interaction is renormalized to the self-energy correction and the CVC. The renormalization factor due to the self-energy,  $z = \left(1 - \frac{\partial \Sigma(\omega)}{\partial \omega} \Big|_{\omega=0}\right)^{-1}$  exactly cancels in the final formula of the SHC and OHC, eqs. (16), (18) and (19). As shown in ref. [15], the CVC due to the Coulomb interaction does not cause the skew scattering. Therefore,  $\gamma$ -dependences of intrinsic SHC and OHC are unchanged by the CVC due to Coulomb interactions. However, it is well-known that the CVC causes various anomalous transport phenomena in the vicinity of the magnetic quantum critical points (QCP) [53, 54, 55, 56, 57]. In the same way, prominent CVC

near the magnetic QCP may cause novel temperature dependence of the SHC and OHC. This is an important future problem.

Owing to the present study of SHE and OHE in various transition metals, it has been revealed that the huge SHE and OHE are ubiquitous in multiorbital  $d$ -electron systems. The origin of these huge Hall effects is the “effective AB phase” induced by the atomic SO interaction with the aid of inter-orbital hopping integrals [7, 8]. The present study strongly suggests that “giant SHE and OHE” will be seen ubiquitously in multiorbital  $f$ -electron systems with atomic orbital degrees of freedom. Furthermore, in  $f$ -electron systems, a larger SHE may appear compared to that of  $d$ -electron systems since the angular momentum of atomic orbital is larger and the band splitting near the Fermi surface is smaller.

In the presence of intersecting bands, huge SHC can be realized when the Fermi level lies inside the gap induced by SO interaction [30, 31]. In this case,  $\sigma_{xy}^I = 0$  and  $\sigma_{xy}^{II}$  takes a large (and quantized) value. In the present study, however, we could not find any elemental metals in which the Dirac cone type band structure has a dominant contribution to SHE in the low resistive regime. The large SHCs in transition metals are mainly given by the Fermi surface term,  $\sigma_{xy}^I$ . Therefore, the existence of Dirac cone type dispersion is not a necessary condition for large SHE: As shown in Fig. 7, the band structure where the band-splitting near the Fermi level is small is significant for large SHE. However, only in the case of Ta, intersecting bands that exists slightly away from the Fermi level gives rise to an anomalous  $\gamma$ -dependence in the low resistive regime. The anomalous  $\gamma$ -dependence of SHC in Ta may be realized.

Finally, we discuss the quantitative accuracy of the obtained numerical results, which depends on the accuracy of the band structure of the model near the Fermi level. SHC and OHC depend on the multiband structure near the Fermi level with small interband splitting  $\Delta$ , and they are proportional to  $\Delta^{-1}$  according to eq. (16). According to ref. [41], the possible error in the NRL-TB is about 0.002-0.004 Ry, which is much smaller than  $\Delta$  ( $\Delta \sim 0.035$ Ry in Pt) that gives the minimum energy scale in the intrinsic Hall effect. Therefore, it is expected that the NRL-TB model is accurate enough to derive qualitatively reliable results of SHC and OHC. Thus, the overall  $n$ -dependence of the SHC in Fig. 4 will be reliable.

## Acknowledgments

We are grateful to D. A. Papaconstantopoulos and I. Mazin for useful comments and discussions on the NRL-TB model. We also thank M. Ogata for fruitful discussions. This study has been supported by Grants-in-Aid for Scientific Research from the Ministry of Education, Culture, Sports, Science and Technology of Japan. Numerical calculation were performed at the facilities of the Supercomputer Center, ISSP, University of Tokyo.

## APPENDIX A: DERIVATION OF EQ. (38)

Here, we derive eq. (38).  $n(\mathbf{q})$  is given by Fourier transform of electron number density  $n(\mathbf{r})$  as follows:

$$\begin{aligned} n(\mathbf{q}) &= \int d\mathbf{r} n(\mathbf{r}) e^{-i\mathbf{q}\mathbf{r}} \\ &= \int d\mathbf{r} \psi^\dagger(\mathbf{r}) \psi(\mathbf{r}) e^{-i\mathbf{q}\mathbf{r}} \\ &= \sum_{\mathbf{k}, \mathbf{k}'} \sum_{\alpha, \beta} \left[ \int d\mathbf{r} \phi_{\mathbf{k}\alpha}^*(\mathbf{r}) \phi_{\mathbf{k}'\beta}(\mathbf{r}) e^{-i\mathbf{q}\mathbf{r}} \right] c_{\mathbf{k}\alpha}^\dagger c_{\mathbf{k}'\beta}, \end{aligned} \quad (\text{A1})$$

where  $\psi(\mathbf{r})$  represents the electron field operator and this operator can be expanded with the atomic wave function  $\phi_{\mathbf{k}l}(\mathbf{r})$  as follows:

$$\psi(\mathbf{r}) = \sum_{\mathbf{k}, \alpha} \phi_{\mathbf{k}\alpha}(\mathbf{r}) c_{\mathbf{k}\alpha}. \quad (\text{A2})$$

We used this relation to transfer from the second row to the third row in eq. (A1).

From Bloch's theorem, the atomic wave function can be rewritten as

$$\phi_{\mathbf{k}\alpha}(\mathbf{r}) = \frac{1}{\sqrt{N}} u_{\mathbf{k}\alpha}(\mathbf{r}) e^{i\mathbf{k}\cdot\mathbf{r}}, \quad (\text{A3})$$

where

$$u_{\mathbf{k}\alpha}(\mathbf{r}) = \sum_i e^{i\mathbf{k}(\mathbf{R}_i - \mathbf{r})} \phi_\alpha(\mathbf{r} - \mathbf{R}_i). \quad (\text{A4})$$

Then,  $[\cdot]$  in eq. (A1) can be calculated as

$$\begin{aligned} & \int d\mathbf{r} \phi_{\mathbf{k}\alpha}^*(\mathbf{r}) \phi_{\mathbf{k}'\beta} e^{-i\mathbf{q}\cdot\mathbf{r}} \\ &= \frac{1}{N} \int d\mathbf{r} u_{\mathbf{k}\alpha}^*(\mathbf{r}) u_{\mathbf{k}'\beta}(\mathbf{r}) e^{i(-\mathbf{k} + \mathbf{k}' - \mathbf{q})\cdot\mathbf{r}} \\ &= \frac{1}{N} \int_{unit} d\mathbf{r} u_{\mathbf{k}\alpha}^*(\mathbf{r}) u_{\mathbf{k}'\beta}(\mathbf{r}) \sum_{\mathbf{R}_i} e^{i(-\mathbf{k} + \mathbf{k}' - \mathbf{q})\cdot\mathbf{R}_i} \\ &= \delta(\mathbf{k} + \mathbf{q} - \mathbf{k}') \int_{unit} d\mathbf{r} u_{\mathbf{k}\alpha}^*(\mathbf{r}) u_{\mathbf{k}'\beta}(\mathbf{r}). \end{aligned} \quad (\text{A5})$$

Therefore, eq. (A1) is rewritten as

$$\sum_{\mathbf{k}, \alpha, \beta} \left[ \int_{unit} d\mathbf{r} u_{\mathbf{k}\alpha}^*(\mathbf{r}) u_{\mathbf{k}+\mathbf{q}, \beta}(\mathbf{r}) \right] c_{\mathbf{k}\alpha}^\dagger c_{\mathbf{k}+\mathbf{q}, \beta}. \quad (\text{A6})$$

Here, we expand  $[\cdot]$  in eq. (A6) in powers of  $q/2$  ( $q = |\mathbf{q}|$ ) as follows:

$$\begin{aligned} & \int_{unit} d\mathbf{r} u_{\mathbf{k}\alpha}^*(\mathbf{r}) u_{\mathbf{k}+\mathbf{q}, \beta}(\mathbf{r}) \\ &= \int_{unit} d\mathbf{r} u_{\mathbf{k}+\mathbf{q}/2-\mathbf{q}/2, \alpha}^*(\mathbf{r}) u_{\mathbf{k}+\mathbf{q}/2+\mathbf{q}/2, \beta}(\mathbf{r}) \end{aligned} \quad (\text{A7})$$

$$= \int_{unit} d\mathbf{r} u_{\mathbf{k}\alpha}^* u_{\mathbf{k}\beta} + \frac{q}{2} A_{\alpha\beta} + O\left(\left(\frac{q}{2}\right)^2\right), \quad (\text{A8})$$

where  $\tilde{\mathbf{k}}$  is given by  $\tilde{\mathbf{k}} = \mathbf{k} + \mathbf{q}/2$ .

First, the first term on the right hand side in eq. (A8) can be calculated as follows:

$$\begin{aligned} &= \int_{unit} d\mathbf{r} \sum_{i,j} e^{-i\tilde{\mathbf{k}}(\mathbf{R}_i - \mathbf{r})} \phi_\alpha^*(\mathbf{r} - \mathbf{R}_i) e^{i\tilde{\mathbf{k}}(\mathbf{R}_j - \mathbf{r})} \phi_\beta(\mathbf{r} - \mathbf{R}_j) \\ &= O_{\alpha\beta}^{-1}(\tilde{\mathbf{k}}). \end{aligned} \quad (\text{A9})$$

Next, we show that  $A_{\alpha\beta}$  in eq. (A8) vanishes. According to eq. (A7),  $\frac{q}{2} A_{\alpha\beta}$  is given by

$$\begin{aligned} & \int_{unit} d\mathbf{r} \sum_{i,j} \\ & \times \left[ \frac{q}{2} \cdot (\mathbf{R}_i - \mathbf{r}) e^{-i\tilde{\mathbf{k}}(\mathbf{R}_i - \mathbf{r})} \phi_\alpha^*(\mathbf{r} - \mathbf{R}_i) e^{i\tilde{\mathbf{k}}(\mathbf{R}_j - \mathbf{r})} \phi_\beta(\mathbf{r} - \mathbf{R}_j) \right. \\ & \left. + \frac{q}{2} \cdot (\mathbf{R}_j - \mathbf{r}) e^{-i\tilde{\mathbf{k}}(\mathbf{R}_i - \mathbf{r})} \phi_\alpha^*(\mathbf{r} - \mathbf{R}_i) e^{i\tilde{\mathbf{k}}(\mathbf{R}_j - \mathbf{r})} \phi_\beta(\mathbf{r} - \mathbf{R}_j) \right]. \end{aligned} \quad (\text{A10})$$

We rewrite above equation as follows:

$$\begin{aligned} & \int_{unit} d\mathbf{r} \sum_{i,j} \sum_{\tilde{\mathbf{k}}'} \delta_{\tilde{\mathbf{k}}\tilde{\mathbf{k}}'} \\ & \times \left[ \frac{q}{2} \cdot (\mathbf{R}_i - \mathbf{r}) e^{-i\tilde{\mathbf{k}}(\mathbf{R}_i - \mathbf{r})} \phi_\alpha^*(\mathbf{r} - \mathbf{R}_i) e^{i\tilde{\mathbf{k}}'(\mathbf{R}_j - \mathbf{r})} \phi_\beta(\mathbf{r} - \mathbf{R}_j) \right. \\ & \left. + \frac{q}{2} \cdot (\mathbf{R}_j - \mathbf{r}) e^{-i\tilde{\mathbf{k}}(\mathbf{R}_i - \mathbf{r})} \phi_\alpha^*(\mathbf{r} - \mathbf{R}_i) e^{i\tilde{\mathbf{k}}'(\mathbf{R}_j - \mathbf{r})} \phi_\beta(\mathbf{r} - \mathbf{R}_j) \right] \\ &= \sum_{\tilde{\mathbf{k}}'} \delta_{\tilde{\mathbf{k}}\tilde{\mathbf{k}}'} \frac{q}{2} \cdot \left( \frac{\partial}{\partial \tilde{\mathbf{k}}} - \frac{\partial}{\partial \tilde{\mathbf{k}}'} \right) \\ & \times \left[ \int_{unit} d\mathbf{r} \sum_{i,j} e^{-i\tilde{\mathbf{k}}(\mathbf{R}_i - \mathbf{r})} \phi_\alpha^\dagger(\mathbf{r} - \mathbf{R}_i) e^{i\tilde{\mathbf{k}}'(\mathbf{R}_j - \mathbf{r})} \phi_\beta(\mathbf{r} - \mathbf{R}_j) \right] \\ &= \frac{q}{2N} \cdot \left( \frac{\partial}{\partial \tilde{\mathbf{k}}} O_{\alpha\beta}^{-1} - \frac{\partial}{\partial \tilde{\mathbf{k}}} O_{\alpha\beta}^{-1} \right) = 0. \end{aligned} \quad (\text{A11})$$

Therefore, the final result for  $n(\mathbf{q})$  is given by

$$n(\mathbf{q}) = \sum_{\mathbf{k}, \alpha, \beta} O_{\alpha\beta}^{-1}(\mathbf{k}) c_{\mathbf{k}-\mathbf{q}/2, \alpha}^\dagger c_{\mathbf{k}+\mathbf{q}/2, \beta}. \quad (\text{A12})$$

which is exact up to  $O(q^2)$ .

## APPENDIX B: SHC AND OHC WITHIN THE BORN APPROXIMATION

In section IV, we calculated the SHC and OHC using constant  $\gamma$  approximation, where the quasiparticle damping rate is independent of the orbital indices. On the other hand, it depends on the orbital indices in the Born approximation. Here, we show that the SHCs in the Born and constant  $\gamma$  approximation give the similar result in the present model. In the previous section, we have verified that  $d$ -electrons give a dominant contribution to SHC since the Fermi surface is mainly composed of  $d$ -electrons

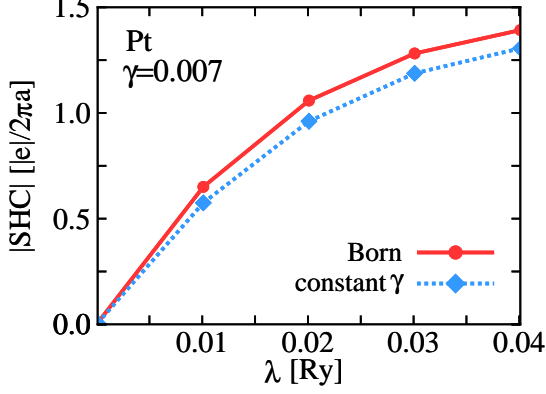


FIG. 12:  $\lambda$ -dependence of SHC in Pt given by the Born approximation and constant  $\gamma$  approximation.

in transition metals. Therefore, let us consider the quasi-particle damping rate of  $d$ -orbitals. In the Born approximation, the damping rate  $\gamma_\alpha$  is proportional to the local density of states (LDOS) for  $\alpha$ -orbitals,  $\rho_\alpha(0)$ . Since the LDOS of  $t_{2g}$ - ( $d_{xy}, d_{yz}, d_{zx}$ ) and  $e_g$ - ( $d_{x^2-y^2}, d_{3z^2-r^2}$ ) orbitals are about equal in magnitude,  $\gamma_\alpha$  is approximately independent of  $\alpha$ . Therefore, the two approximations give the similar results in the present model. In contrast, the SHC in  $\text{Sr}_2\text{RuO}_4$  given by the Born approximation is much larger than that given by the constant  $\gamma$  approximation since the  $\gamma$ -band ( $d_{xy}$ -orbital) Fermi surface is very close to the van-Hove singular point  $(\pi, 0)$  and the LDOS of this orbital becomes large [7].

Figure 12 shows the  $\lambda$ -dependence of the total SHC  $\sigma_{xy}^z = \sigma_{xy}^{zI} + \sigma_{xy}^{zII}$  in constant  $\gamma$  approximation with  $\gamma=0.007$  and in the Born approximation. We find that the obtained SHC is quantitatively similar in both approximations. Therefore, the constant  $\gamma$  approximation works well in the present model.

### APPENDIX C: DEFINITIONS OF SPIN AND ORBITAL CURRENT OPERATORS

In the present study, we assume that the spin and orbital current operators are given by eqs. (11) and (12) according to literatures [24, 46]. Here, show the validity for these definitions in a microscopic way. Since the spin and the orbital operators are not conserved in the present model with SO interaction, we can not define spin and orbital current operators from the continuity equations. However, it is possible to make a natural definition for each current operator, as follows.

First, we consider the spin current operator. Since the SO interaction in the present model is local, we can

virtually apply a magnetic field (vector potential) to  $\uparrow$ -spin and  $\downarrow$ -spin electrons separately. Here, we denote the vector potential for  $\uparrow$ -spin and  $\downarrow$ -spin as  $\mathbf{A}_\uparrow$  and  $\mathbf{A}_\downarrow$ , respectively. By considering a transformation  $\mathbf{k}_\sigma \rightarrow \mathbf{k}_\sigma - e\mathbf{A}_\sigma$ , where  $\sigma$  is a spin index, the  $x$ -component of current operators for  $\uparrow$ -spin and  $\downarrow$ -spin electrons are given by

$$J_{\uparrow x} = \frac{\partial \hat{H}}{\partial A_{\uparrow x}} = -e \begin{pmatrix} v_x & 0 \\ 0 & 0 \end{pmatrix}, \quad (\text{C1})$$

$$J_{\downarrow x} = \frac{\partial \hat{H}}{\partial A_{\downarrow x}} = -e \begin{pmatrix} 0 & 0 \\ 0 & v_x \end{pmatrix}. \quad (\text{C2})$$

Therefore, the natural definition of spin current operator in the present model is given by

$$J_x^S = \frac{1}{e} (J_{\uparrow x} - J_{\downarrow x}). \quad (\text{C3})$$

This expression is equivalent to eq. (11). We note that above discussion can not be applied to systems in the presence of non-local SO interaction, such as Rashba type SO interaction.

Next, we consider the orbital current operator. The charge current operator  $J_x^C = J_{\uparrow x} + J_{\downarrow x}$  is expressed in the real space representation as

$$\mathbf{J}^C = \sum_{im, jm'} \mathbf{J}_{im, jm'}^C, \quad (\text{C4})$$

$$\mathbf{J}_{im, jm'}^C = t_{im, jm'} (\mathbf{r}_i - \mathbf{r}_j) (c_{im}^\dagger c_{jm'} - c_{jm'}^\dagger c_{im}), \quad (\text{C5})$$

where  $i$  is the position of  $i$ th lattice point,  $m$  represents the eigenvalue of  $\hat{l}_z$ , and  $t_{im, jm'}$  represents the hopping integral between  $|m\rangle$  state at  $i$ th site and  $|m'\rangle$  state at  $j$ th site, respectively. Then, the natural definition of the orbital current operator will be given by

$$(\mathbf{J}^O)_{im, jm'} = \frac{1}{2(-e)} (m + m') (\mathbf{J}^C)_{im, jm'}, \quad (\text{C6})$$

in the basis of  $l_z = 2, 1, \dots, -2$ . By performing Fourier transforms of eq. (C6), we obtain the following expression for the orbital current operator in the present model:

$$(\mathbf{J}(\mathbf{k}))_{mm'} = \frac{1}{2(-e)} (m + m') (\mathbf{J}^C(\mathbf{k}))_{m, m'} \quad (\text{C7})$$

In general basis, the above equation can be rewritten as

$$\mathbf{J}^O = \{\mathbf{J}^C, l_z\} / 2(-e), \quad (\text{C8})$$

This expression is equivalent to eq. (12). In summary, we have introduced a natural definition of the spin and orbital current operator, and shown that they are equivalent to eqs. (11) and (12), respectively.

[1] S. O. Valenzuela and M. Tinkham: Nature **442** (2006) 176.

[2] N.P. Stern, S. Ghosh, G. Xiang, M. Zhu, N. Samarth, and



- D. D. Awschalom: Phys. Rev. Lett. **97** (2006) 126603.
- [3] T. Kimura, Y. Otani, T. Sato, S. Takahashi, and S. Maekawa: Phys. Rev. Lett. **98** (2007) 156601.
- [4] E. Saitoh, M. Ueda, H. Miyajima and G. Tatara, Appl. Phys. Lett. **88** (2006) 182509.
- [5] S. Murakami, N. Nagaosa and S.C. Zhang: Phys. Rev. B **69** (2004) 235206.
- [6] J. Sinova, D. Culcer, Q. Niu, N. A. Sinitsyn, T. Jungwirth, and A. H. MacDonald: Phys. Rev. Lett. **92** (2004) 126603.
- [7] H. Kontani, T. Tanaka, D.S. Hirashima, K. Yamada, and J. Inoue: cond-mat/0702447.
- [8] H. Kontani, M. Naito, D.S. Hirashima, K. Yamada, and J. Inoue: J. Phys. Soc. Jpn. **76** (2007) No.10.
- [9] G.Y. Guo, S. Murakami, T.-W. Chen, N. Nagaosa, cond-mat/0705.0409.
- [10] R. Karplus and J.M. Luttinger, Phys. Rev. **95**, 1154 (1954).
- [11] M. I. Dyakonov and V. I. Perel, Sov. Phys. JETP Lett. **13** (1971) 467; Phys. Lett. **83** (1971) 1834.
- [12] J. M. Luttinger: Phys. Rev. **112** (1958) 739.
- [13] H. Fukuyama, Ph. D thesis, 1970 (unpublished).
- [14] N.A. Sinitsyn, A.H. MacDonald, T. Jungwirth, V.K. Dugaev and J. Sinova: cond-mat/0608682.
- [15] H. Kontani and K. Yamada: J. Phys. Soc. Jpn. **63** (1994) 2627.
- [16] H. Kontani and K. Yamada: J. Phys. Soc. Jpn. **66** (1997) 2252.
- [17] M. Miyazawa, H. Kontani and K. Yamada: J. Phys. Soc. Jpn. **68** (1999) 1625.
- [18] G. Sundaram and Q. Niu: Phys. Rev. B **59** (1999) 14915.
- [19] M. Onoda and N. Nagaosa: J. Phys. Soc. Jpn. **71** (2002) 19.
- [20] Y. Yao, L. Kleinman, A.H. MacDonald, J. Sinova, T. Jungwirth, D.S. Wang, E. Wang and Q. Niu: Phys. Rev. Lett. **92** (2004) 037204.
- [21] Z. Fang, N. Nagaosa, K. Takahashi, A. Asamitsu, R. Mathieu, T. Ogasawara, H. Yamada, M. Kawasaki, Y. Tokura, and K. Terakura, Science **302** (2003) 92.
- [22] H. Kontani, T. Tanaka, and K. Yamada: Phys. Rev. B **75** (2007) 184416.
- [23] J. Inoue, T. Kato, Y. Ishikawa, H. Itoh, G. E. W. Bauer, and L. W. Molenkamp: Phys. Rev. Lett., **97** (2006) 46604.
- [24] J. Inoue, G. E. W. Bauer, and L. W. Molenkamp, Phys. Rev. B **70** (2004) 041303(R).
- [25] R. Raimondi and P. Schwab, Phys. Rev. B **71**, 033311 (2005).
- [26] E. I. Rashba, Phys. Rev. B **70**, 201309(R) (2004).
- [27] J. Smit: Physica **21** (1955) 877.
- [28] S. Murakami, Phys. Rev. B **69** (2004) 241202(R).
- [29] B. A. Bernevig and S.-C. Zhang, Phys. Rev. Lett. **95** (2005) 16801.
- [30] S. Murakami, N. Nagaosa, and S.-C. Zhang, Phys. Rev. Lett. **93** (2004) 156804.
- [31] C. L. Kane and E. J. Mele, Phys. Rev. Lett. **95** (2005) 146802.
- [32] M.J. Mehl and D.A. Papaconstantopoulos: Phys. Rev. B **54** (1996) 4519.
- [33] D. A. Papaconstantopoulos and M.J. Mehl: J. Phys.: Condens. Matter **15** (2003) R413.
- [34] J. Smit: Physica **24** (1958) 39.
- [35] L. Berger, Phys. Rev. B **2** (1970) 4559.
- [36] M. I. D'yakonov and V. I. Perel, ZhETF Pis. Red. **13**, 657 (1971).
- [37] J. E. Hirsh, Phys. Re. Lett. **83**, 1834 (1999).
- [38] S. Zhang, Phys. Rev. Lett. **85**, 393 (2000).
- [39] H.-A. Engel, E. I. Rashba, B. I. Halperin, *Theory of Spin Hall Effects in Semiconductors* (Handbook of Magnetism and Advanced Magnetic Materials, Vol. 5, Wiley, 2007) [cond-mat/0603306].
- [40] J. C. Slater and G. F. Koster, Phys. Rev. **94**, 1498 (1954).
- [41] D. A. Papaconstantopoulos and I. Mazin, private communication.
- [42] J. Friedel, P. Lenglart and G.Leman, J. Phys. Chem. Solids **25**, 781 (1964).
- [43] F. Herman and S. Skillman, *Atomic Structure Calculations* (Prentice-Hall, Englewood Cliffs, NJ, 1963).
- [44] L. F. Mattheiss and R. E. Watson, Phys. Rev. Lett. **13**, 526 (1964).
- [45] S. B. der Kellen and A. J. Freemann, Phys. Rev. B **54**, 11187 (1996).
- [46] G. Y. Guo, Y. Yao, and Q. Niu, Phys. Rev. Lett. **94**, 226601 (2005).
- [47] P. Streda, J. Phys. C: Solid State Phys. **15**, L717 (1982).
- [48] M. Naito and D. S. Hirashima, J. Phys. Soc. Jpn. **76** (2007) 044703.
- [49] H. Kontani, T. Naito, M. Naito, T. Tanaka, D.S. Hirashima, K. Yamada, and J. Inoue: unpublished.
- [50] M. Onoda and N. Nagaosa, J. Phys. Soc. Jpn. **71** (2002) 19.
- [51] G. Sandaram and Q. Niu, Phys. Rev. B **59** (1999) 14915.
- [52] S. Onoda, N. Sugimoto, and N. Nagaosa, Phys. Rev. Lett. **97** (2006) 126602.
- They seem to have derived the relation  $\sigma_{xy} \propto \sigma_{xx}^{1.6}$  from the regime  $E_F\tau \lesssim 1$ , which may be outside the scope of the  $T$ -matrix approximation.
- [53] H. Kontani, K. Kanki, and K. Ueda, Phys. Rev. B **59** (1999) 14723.
- [54] H. Kontani, J. Phys. Soc. Jpn. **70** (2001) 1873.
- [55] H. Kontani, J. Phys. Soc. Jpn. **70** (2001) 2840.
- [56] H. Kontani, Phys. Rev. Lett **89** (2002) 237003.
- [57] Hiroshi Kontani and Kosaku Yamada, J. Phys. Soc. Jpn **74** (2005) 155.