

Finite-thickness effects in ground-state transitions of two-electron quantum dots

R. G. Nazmitdinov^{1,2} and N. S. Simonović³

¹*Departament de Física, Universitat de les Illes Balears, E-07122 Palma de Mallorca, Spain*

²*Bogoliubov Laboratory of Theoretical Physics, Joint Institute for Nuclear Research, 141980 Dubna, Russia*

³*Institute of Physics, P.O. Box 57, 11001 Belgrade, Serbia*

(Dated: November 30, 2018)

Using the exactly solvable excitation spectrum of two-electron quantum dots with parabolic potential, we show that the inclusion of the vertical extension of the quantum dot provides a consistent description of the experimental findings of Nishi *et al.* [Phys.Rev.B **75**, 121301(R) (2007)]. We found that the second singlet-triplet transition in the ground state is a vanishing function of the lateral confinement in the three-dimensional case, while it always persists in the two-dimensional case. We show that a slight decrease of the lateral confinement leads to a formation of the Wigner molecule at low magnetic fields.

PACS numbers: 73.21.La, 75.75.+a, 71.70.Ej, 73.23.Hk

Two-electron quantum dots (QDs) have drawn a great deal of experimental and theoretical attention in recent years [1, 2, 3]. Experimental data including transport measurements and spin oscillations in the ground state under a perpendicular magnetic field in two-electron QDs may be explained as a result of the interplay between electron correlations, a two-dimensional (2D) lateral confinement and magnetic field. A 2D interpretation of experiments, however, leads to inconsistencies [2, 4], providing, for example, too low values of the magnetic field for the first singlet-triplet (ST) transition. There is no consensus on origin of this disagreement, since various experiments are dealing with different QDs. Evidently, it is important to understand basic sources of such inconsistencies from view point of possible technological applications, since QDs may provide a natural realization of quantum bit. This problem is also related to fundamental aspects of strongly correlated *finite* systems, which are different from bulk and can be controlled experimentally.

It was predicted that the ground state of N-electron QD becomes the spin polarized maximum density droplet (MDD) [5] at high magnetic field. For a two-electron QD it is expected that the MDD occurs after a first ST transition (see discussion in [3]). Theoretical calculations [6] assert that after the first ST transition the increase of the magnetic field induces several ground state transitions to higher orbital-angular and spin-angular momentum states. This issue was addressed in transport study of the correlated two-electron states up to 8 T and 10 T in a lateral [7] and vertical [8, 9] QDs, respectively. It is quite difficult to detect the structure of ground states after the first ST transition in a lateral QD due to a strong suppression of the tunnel coupling between the QD and contacts. Altering the lateral confinement strengths, the transitions beyond the first ST transition are reported in vertical QDs [8]. In fact, the variation of the confining frequency with *the same experimental setup* opens a remarkable opportunity in the consistent study of effects of the magnetic field on electron correlations. One of the major aspects of the present paper is to demonstrate that the experimental results found in Ref.8 can be ex-

plained if one takes into account the 3D physical nature of the QD. We will discuss the additional criterion to distinguish the 2D and 3D nature experimentally and will analyze the formation of the Wigner molecule in the 3D two-electron QD.

Three vertical QDs with different lateral confinements have been studied in the experiment [8]. In all samples clear shell structure effects for an electron number $N = 2, 6, \dots$ at $B = 0$ T have been observed, implying a high rotational symmetry. Although there is a sufficiently small deviation from this symmetry in sample C (from now on in accordance with the list of Ref.8), a complete shell filling for two and six electrons was observed. Such a shell structure is generally associated with a 2D harmonic oscillator (x-y) confinement [2]. However, it is noteworthy that a similar shell structure is produced by a 3D axially-symmetric harmonic oscillator (HO) if the confinement in the z-direction $\omega_z = 1.5\omega_0$ is only slightly larger than the lateral confinement ($\omega_x = \omega_y = \omega_0$). In this case six electrons fill the lowest two shells with Fock-Darwin energy levels with $n_z = 0$. It was found also that the lateral confinement frequency for the axially-symmetric QD decreases with the increase of the electron number [10], since the screening in the lateral plane becomes stronger with large electron number. In turn, this effectively increases the ratio ω_z/ω_0 making the dot to be more "two-dimensional", since the vertical confinement is fixed by the sample thickness. Indeed, the N-dependence of the effective lateral frequency is observed in [8]. All these facts imply that the three-dimensional nature is a prerequisite of a consistent quantitative analysis of small QDs with a few electrons.

Our analysis is carried out by means of the exact diagonalization of the Hamiltonian for two 3D interacting electrons in a perpendicular magnetic field:

$$H = \sum_{j=1}^2 \left[\frac{1}{2m^*} \left(\mathbf{p}_j - \frac{e}{c} \mathbf{A}_j \right)^2 + U(\mathbf{r}_j) \right] + \frac{\alpha}{|\mathbf{r}_1 - \mathbf{r}_2|} + H_{spin}. \quad (1)$$

Here $\alpha = e^2/4\pi\epsilon_0\epsilon_r$ and $H_{spin} = g^* \mu_B (\mathbf{s}_1 + \mathbf{s}_2) \mathbf{B}$ describes the Zeeman energy, where $\mu_B = e\hbar/2m_e c$ is the

Bohr magneton. The effective mass is $m^* = 0.067m_e$, the relative dielectric constant of a semiconductor is $\epsilon_r = 12$ and $|g^*| = 0.44$ (bulk GaAs values). For the perpendicular magnetic field we choose the vector potential with gauge $\mathbf{A} = \frac{1}{2}\mathbf{B} \times \mathbf{r} = \frac{1}{2}B(-y, x, 0)$. The confining potential is approximated by a 3D axially-symmetric HO $U(\mathbf{r}) = m^*[\omega_0^2(x^2 + y^2) + \omega_z^2 z^2]/2$, where $\hbar\omega_z$ and $\hbar\omega_0$ are the energy scales of confinement in the z -direction and in the xy -plane, respectively.

The evolution of the ground-state energy of a two-electron QD under the perpendicular magnetic field can be traced by means of the additional energy $\Delta\mu = \mu(2, B) - \mu(1, B)$, where $\mu(N, B) = E(N, B) - E(N - 1, B)$ and $E(N, B)$ denotes the total energy of the QD with N electrons under a magnetic field of the strength B [2]. Fitting the B -field dependence of the first and second Coulomb oscillation peak positions to the lowest Fock-Darwin energy levels of the 2D HO with the potential $m^*\omega_0^2 r^2/2$, Nishi *et al.* [8] estimated ω_0 for all three samples A, B, C. Although the general trend in the experimental data is well reproduced by the 2D calculations, the experimental positions of the ST transition points are systematically higher (see Fig.3 of Ref.[8]). Different lateral confinements in the above experiment are achieved by the variation of the electron density, without changing the sample thickness. Using the "experimental" values for the lateral confinement and the confinement frequency ω_z as a free parameter, we found that the value $\hbar\omega_z = 8$ meV provides the best fit for the positions of kinks in the additional energy

$$\Delta\mu = \hbar\omega_0\varepsilon - E(1, B) + E_Z \quad (2)$$

in all three samples. Here, $\hbar\omega_0\varepsilon$ is the relative energy, $E(1, B) = \hbar\omega_0 + \hbar\omega_z/2$ and the Zeeman energy E_Z is zero for the singlet states (we recall that the total Hamiltonian (1) is separated onto the center-of-mass Hamiltonian, the Hamiltonian of the relative motion and the Zeeman term). For the sake of illustration, we display in Fig.1 the magnetic dependence of the experimental spacing between the first and the second Coulomb oscillation peaks $\Delta V_g = V_g(2) - V_g(1)$ for samples A–C, which can be transformed to the additional energy $\Delta\mu$ (see details in Refs.8, 9). In the $\Delta V_g - B$ plot, ground state transitions appear as upward kinks and shoulders [9]. It was found from the Zeeman splitting at high magnetic fields that $|g^*| = 0.3$ [9] and we calculate the additional energy with this and the bulk values.

We nicely reproduce the experimental position of the first ST transitions at $B = 4.2, 3, 2.3$ T in samples A, B, and C, respectively (see Fig.1). When the magnetic field is low, a difference between the calculations with different $|g^*|$ factors is negligible. Upon decreasing the lateral confinement $\hbar\omega_0$ from sample A to sample C (the increase of the ratio ω_z/ω_0), the Coulomb interaction becomes dominant in the interplay between electron correlations and the confinement [11]. In turn, the smaller the lateral confinement at fixed thickness is (the stronger is the electron correlations) the smaller the value of the magnetic field

is at which the ST transitions or, in general, crossings between excited states and the ground state may occur.

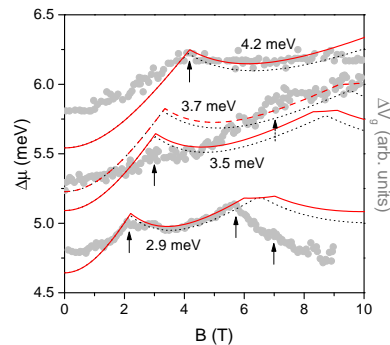


FIG. 1: (Color online) The magnetic dependence of the additional energy $\Delta\mu$ in two-electron QDs with lateral confinements $\hbar\omega_0 = 4.2, 3.7, 3.5, 2.9$ meV (the first, second and fourth values are experimental values for sample A, B, and C, respectively [8]). The confinement in the third (z) direction $\hbar\omega_z = 8$ meV is fixed for all samples. The results for $|g^*| = 0.3(0.44)$ are connected by solid (dotted) line for $\hbar\omega_0 = 4.2, 3.5, 2.9$ meV and by dashed (dotted) line for $\hbar\omega_0 = 3.7$ meV. The solid grey lines display the experimental spacing ΔV_g as a function of B . The arrows identify the position of experimental ground state transitions [8].

There is no signature of the second crossing in the ground state for sample A at large B (up to 10 T). Here, the ratio $\omega_z/\omega_0 \approx 1.9$ and the effect of the third dimension is most visible: the confinement has a dominant role in the electron dynamics and very high magnetic field is required to observe the next transition in the ground state due to electron correlations. Thus, the MDD phase survives until very high magnetic fields ($B \sim 10$ T).

A second kink is observed at $B = 7$ T in sample B [8]. Our calculations with the "experimental" lateral confinement $\hbar\omega_0 = 3.7$ meV produces the second kink at $B = 9.5$ T, which is located higher than the experimental value. The slight decrease of the lateral frequency until $\hbar\omega_0 = 3.5$ meV shifts the second kink to $B = 8.7$ T, improving the agreement with the experimental position of the first ST transition as well. In addition, the use of $|g^*| = 0.3$ (instead of the bulk value) with the latter frequency creates a plateau, which bears resemblance to the experimental spacing ΔV_g . However, there is no detailed information on this sample and we lack a full understanding of this kink. It seems there is an additional mechanism responsible for the second kink in sample B.

The most complete experimental information is related to sample C and we also study this sample in detail. In sample C the first experimental ST transition occurs at $B = 2.3$ T, while the signatures of the second and the third ones are observed at $B \approx 5.8, 7.1$ T, respectively (see Fig.1). The 2D calculations (with the "experimental" values $\hbar\omega_0 = 2.9$ meV, $|g^*| = 0.44$) predict the first, second and third ST crossings at lower magnetic fields:

$B = 1.7, 4.8, 5.8$ T, respectively (see Fig.2). The results can be improved to some degree with $|g^*| = 0.3$. To reproduce the data for $\Delta\mu$ Nishi *et al.* [8] have increased the lateral confinement ($\hbar\omega_0 = 3.5$ meV, $|g^*| = 0.44$). As a result, the first, second and third ST transitions occur at $B = 2, 6.3, 7.5$ T, respectively. Evidently, 2D calculations overestimate the importance of the Coulomb interaction. The increase of the lateral confinement weakens simply the electron correlations in such calculations. In contrast, the 3D calculations reproduce quite well the positions of all crossings with the "experimental" lateral confinement $\hbar\omega_0 = 2.9$ meV at $B = 2.3, 5.8, 7.1$ T (see Fig.2).

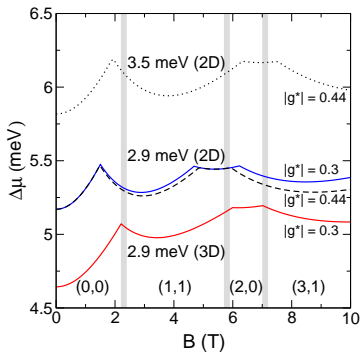


FIG. 2: (Color online) Magnetic field dependence of the addition energy $\Delta\mu$ for the 2D model with $\hbar\omega_0 = 2.9, 3.5$ meV and for the 3D model ($\hbar\omega_0 = 2.9$ meV, $\hbar\omega_z = 8$ meV). Ground states are labeled by (M, S) , where M and S are the total orbital momentum and the total spin, respectively. Grey vertical lines indicate the position of the experimental crossings between different ground states.

One of the questions addressed in the experiment [8] is related to a shoulderlike structure observed in a small range of values of the magnetic field (see our Fig.1 and Fig.4 of [8]). This structure is identified as the second singlet state $(2, 0)$ that persists till the next crossing with the triplet state $(3, 1)$. According to Ref.8, the ground state transition from the triplet $(1, 1)$ state to the singlet $(2, 0)$ is associated with the collapse of MDD state for $N = 2$. Therefore, a question arises: at which conditions it would be possible to avoid the collapse of the MDD phase (in general, to preserve the spin-polarized state); i.e., at which conditions the singlet $(2, 0)$ state never will show up in the ground state. In fact, the collapse of the MDD depends crucially on the value of the lateral confinement and the dimension of the system. We found that in the 2D consideration the $(2, 0)$ state always exists for experimentally available lateral confinement (see Fig.3). Moreover, in this range of ω_0 the 2D approach predicts the monotonic increase of the interval of values of the magnetic field ΔB , at which the second singlet state survives, with the increase of the lateral confinement. In contrast, in the 3D calculations, the size of the interval is a vanishing function of the lateral confinement for a fixed

thickness ($\hbar\omega_z = 8$ meV). It is quite desirable, however, to measure this interval to draw a definite conclusion and we hope it will be done in future.

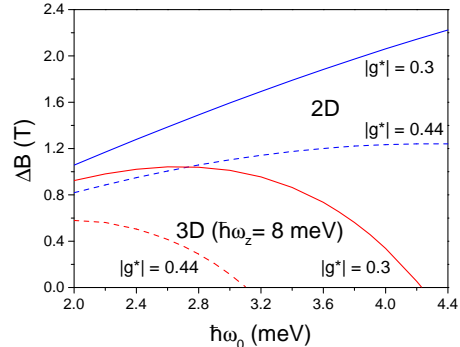


FIG. 3: (Color online) The interval ΔB in which the singlet state $(2, 0)$ survives as a function of the lateral confinement for 2D and 3D calculations. The confinement in the third (z) direction $\hbar\omega_z = 8$ meV is fixed for the 3D calculations.

As discussed above, the decrease of the confinement at fixed thickness increases the dominance of the electron correlations in the electron dynamics. Furthermore, this decrease, related to the decrease of the electron density [8, 10], creates the favorable conditions for onset of electron localization. This localization (crystallization) in QDs is associated with the formation of the so-called Wigner molecule [12]. In the 2D approach the crystallization is controlled by the ratio of Coulomb and confinement strengths $R_W = (\alpha/l_0)/\hbar\omega_0$ ($l_0 = (\hbar/m^*\omega_0)^{1/2}$) (cf [13]), which is about $R_W \sim 3$ for the QDs considered in experiments [8]. For a 2D two-electron QD, it is predicted that the Wigner molecule can be formed for $R_W \sim 200$ at zero magnetic field [14], or at very high magnetic field [15] (for $\hbar\omega_0 \sim 3$ meV and small R_W such as in the experiments [8]). In the 3D axially-symmetric QDs the ratio between vertical and lateral confinements (anisotropy) may, however, affect the formation of the Wigner molecule. This problem can be analyzed by dint of the electron density

$$n(\mathbf{r}) = \int [|\Psi(\mathbf{r}, \mathbf{r}')|^2 + |\Psi(\mathbf{r}', \mathbf{r})|^2] d\mathbf{r}', \quad (3)$$

when one electron is at the position \mathbf{r} if the other one is located at a position \mathbf{r}' . A criterion for the onset of the crystallization in QDs can be the appearance of a local electron density minimum at the center of the dot [16]. For 2D QDs this leads to a radial modulation in the electron density, resulting in the formation of rings and roto-vibrational spectra [17].

Our analysis of the conditions realized in the experiments [8] predicts very high magnetic fields ($B > 12$ T) for the formation of the Wigner molecule. However, with a slight decrease of the lateral confinement, at $\hbar\omega_0 = 2$ meV we obtain the desired result. The 3D analysis of

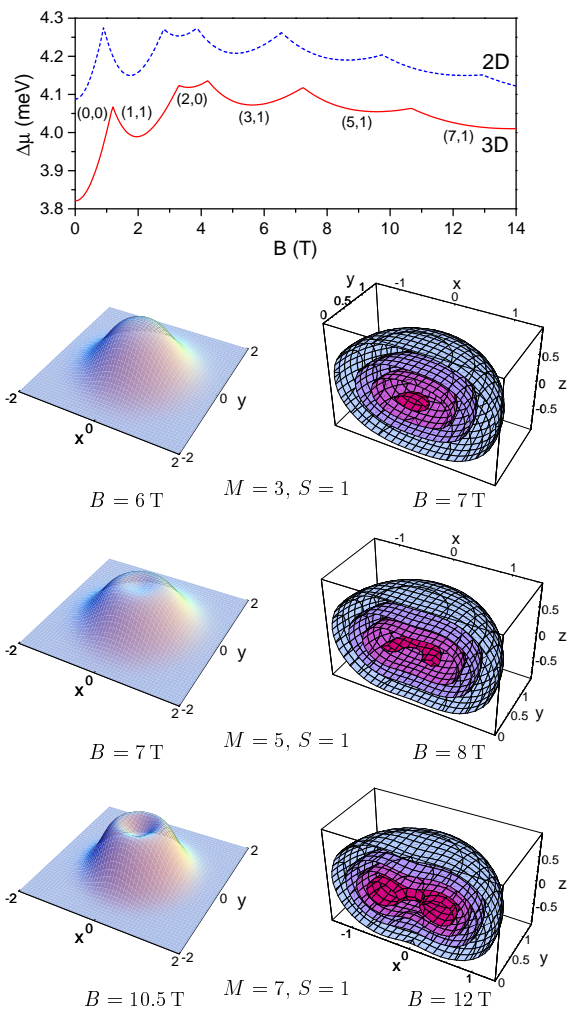


FIG. 4: (Color online) Top: the magnetic dependence of the ground state in 2D and 3D ($\hbar\omega_z = 8$ meV) approaches for a lateral confinement $\hbar\omega_0 = 2$ meV. The 2D (left) and 3D (right) electron densities are displayed for different ground states (M,S) at corresponding magnetic fields. The largest 3D density grows from a central small core over a ring to a torus with the increase of the magnetic field.

electron density (see Fig.4) gives an unequivocal answer that at $B > 7.25$ T the triplet state $(5, 1)$ can be associated with a formation of the Wigner molecule. There is an evident difference between the 2D and 3D approaches: the 2D calculations predict the crystallization at lower magnetic field ($\Delta B \sim 1$ T). The further increase of the magnetic field leads to the formation of a ring and a torus of maximal density in 2D- and 3D-densities, respectively. Notice that if geometrical differences are disregarded, 3D evolution of the ground state can be approximately reproduced in 2D approach with the effective charge concept [11] (see also [7]).

Summarizing, we have shown that the confinement in the z direction is important ingredient for the quantitative analysis of the experimental data for two-electron axially-symmetric vertical QDs. In contrast to the 2D description, the 3D approximation provides a consistent description of various experimental features: the energy spectrum for small magnetic field, the value of the magnetic field for the first and the second singlet-triplet transitions. We propose a criterion for the additional spectra, which evidently demonstrates the effect of the third dimension. According to this criterion the singlet state $(2, 0)$ is a vanishing function of the lateral confinement (see Fig.3) in the vertical magnetic field in the two-electron axially-symmetric vertical QD. We found that the decrease of the lateral confinement in the experiment [8] until $\hbar\omega_0 = 2$ meV would lead to the formation of the Wigner molecule at $B \sim 8$ T.

Acknowledgments

The authors are thankful to the Max-Planck-Institute for the Physics of Complex Systems in Dresden, where this project was initialized. This work was partly supported by Project No 141029 of Ministry of Science and Environmental Protection of Serbia, and by Grant No. FIS2005-02796 (MEC, Spain).

-
- [1] P. A. Maksym, H. Imamura, G. P. Mallon, and H. Aoki, *J. Phys.: Condens. Matter* **12**, R299 (2000).
 - [2] L. P. Kouwenhoven, D. G. Austing, and T. Tarucha, *Rep. Prog. Phys.* **64**, 701 (2001).
 - [3] S. M. Reimann and M. Manninen, *Rev. Mod. Phys.* **74**, 1283 (2002).
 - [4] P. Hawrylak, *Phys. Rev. Lett.* **71**, 3347 (1993); J. J. Palacios, L. Martin-Moreno, G. Chiappe, E. Louis, and C. Tejedor, *Phys. Rev. B* **50**, 5760 (1994).
 - [5] A. H. MacDonald, S.-R. Eric Yang, and M. D. Johnson, *Aus. J. Phys.* **46**, 345 (1993).
 - [6] M. Wagner, U. Merkt, and A. V. Chaplik, *Phys. Rev. B* **45**, 1951 (1992); F. M. Peeters and V. A. Schweigert, *Phys. Rev. B* **53**, 1468 (1996); M. Dineykh and R. G. Nazmitdinov, *Phys. Rev. B* **55**, 13707 (1997).
 - [7] C. Ellenberger, T. Ihn, C. Yannouleas, U. Landman, K. Ensslin, D. Driscoll, and A. C. Gossard, *Phys. Rev. Lett.* **96**, 126806 (2006).
 - [8] Y. Nishi, Y. Tokura, J. Gupta, G. Austing, and S. Tarucha, *Phys. Rev. B* **75**, 121301(R) (2007).
 - [9] Y. Nishi, P. A. Maksym, D. G. Austing, T. Hatano, L. P. Kouwenhoven, H. Aoki, and S. Tarucha, *Phys. Rev. B* **74**, 033306 (2006).
 - [10] D. V. Melnikov and J.-P. Leburton, *Phys. Rev. B* **73**, 085320 (2006).
 - [11] R. G. Nazmitdinov, N. S. Simonović, and J.- M. Rost, *Phys. Rev. B* **65**, 155307 (2002).
 - [12] P. A. Maksym, *Physica B* **184**, 385 (1993).
 - [13] Ll. Serra, R. G. Nazmitdinov, and A. Puente, *Phys. Rev. B* **68**, 035341 (2003).

- [14] C. Yannouleas and U. Landman, Phys. Rev. Lett. **85**, 1726 (2000).
- [15] B. Szafran, S. Bednarek, and J. Adamowski, J. Phys.: Condens. Matter, **15**, 4189 (2003).
- [16] C. Creffield, W. Häusler, J.H. Jefferson, and S. Sakar, Phys. Rev. B **59**, 10719 (1999).
- [17] A. Puente, Ll. Serra, and R. G. Nazmitdinov, Phys. Rev. B **69**, 125315 (2004).