

$B_{d,s}^0 - \bar{B}_{d,s}^0$ mixing and Lepton Flavour Violation in SUSY GUTs

J.K.Parrry^{1*}, Hong-Hao Zhang^{2†}

¹ *Center for High Energy Physics, Tsinghua University, Beijing 100084, China*

² *School of Physics & Engineering, Sun Yat-Sen University, Guangzhou 510275 China*

In this letter we re-examine the correlation between $B_{d,s}^0 - \bar{B}_{d,s}^0$ mixing and Lepton Flavour Violation in the light of recent experimental measurements in the B_s system. We perform a model independent analysis of the allowed down squark mass insertion parameter space. In the SUSY GUT scenario this parameter space is then used to make predictions for LFV branching ratios. We find that the recent measurement for the CP phase ϕ_s excludes the lowest rates for $\tau \rightarrow \mu\gamma$ and provides a lower bound of $\sim 10^{-8}$. A future improvement of the experimental upper bound on $\tau \rightarrow \mu\gamma$ and a lifting of the four fold ambiguity of ϕ_s will constitute a strong test of the SUSY GUT scenario.

I. INTRODUCTION

In recent years there have been great efforts made in the search for New Physics (NP) in the B system which has been seen as an extremely promising place to find NP effects as deviations of flavour-changing neutral-currents (FCNC) from their Standard Model (SM) expectations. The first measurements of $B_s - \bar{B}_s$ mixing have been observed at DØ [1] and CDF [2] experiments reporting a mass difference,

$$17 \text{ ps}^{-1} < \Delta M_s < 21 \text{ ps}^{-1} \quad (90\% \text{ C.L. DØ}) \quad (1)$$

$$\Delta M_s = 17.77 \pm 0.10 \pm 0.07 \text{ ps}^{-1} \quad (\text{CDF}) \quad (2)$$

More recently, the first measurement of the CP phase associated with $B_s - \bar{B}_s$ mixing, ϕ_s , was reported by the DØ collaboration [3] giving,

$$\phi_s = -40^{+27}_{-22} \quad (3)$$

where there is a four fold ambiguity, $\phi_s \rightarrow \pm\phi_s$ and $\phi_s \rightarrow \pm(\pi - \phi_s)$. The constraints from eq. (2) and eq. (3) strongly restrict the allowed parameter space for the NP contribution to $B_s - \bar{B}_s$ mixing [4, 5].

In the B_d system the measured mass difference given by the ‘‘Heavy Flavour Averaging Group’’ (HFAG)[6] is,

$$\Delta M_d = 0.507 \pm 0.004 \text{ ps}^{-1} \quad (4)$$

and the phase, ϕ_d , has been measured as,

$$\phi_d = 43.4^\circ \pm 2.5 \quad (5)$$

A very appealing model of NP is the supersymmetric grand unified theory (SUSY GUT). In such models there is a deep underlying connection between quarks and leptons above the GUT scale. For example in SU(5) the singlet down quarks are related to the lepton doublet as they live in the same $\bar{\mathbf{5}}$ representation. This deep relation between down quarks and leptons is broken at the GUT

scale but its presence may still be felt all the way down at the Electroweak scale. As a result of this relationship the right-handed down squark and left-handed slepton mixings are related to each other. In such SUSY GUTs there is hence a deep connection between LFV rates such as $\text{BR}(\tau \rightarrow \mu\gamma)$ and FCNCs such as $B_s - \bar{B}_s$ mixings and its associated CP phase [7, 8, 9, 10].

In this work we re-examine the correlation between FCNCs and LFV rates in SUSY GUTs. Specifically we are interested in the connection between the allowed NP parameter space of $B_s - \bar{B}_s$ mixing and the rate of $\tau \rightarrow \mu\gamma$. To this end we first perform a model independent analysis of the allowed parameter space of down squark mass insertions δ_{RR}^d . Having determined the allowed parameter space we then exploit the GUT relationship of squark and slepton mass insertions to make realistic predictions for the rates of $\tau \rightarrow \mu\gamma$, $\tau \rightarrow e\gamma$ and their ratio. Recently a similar study was undertaken [8] on the correlation between LFV and B_q mixing. We believe that the NP contribution to B_d mixing was under-estimated in that work leading to over-estimates for the branching ratio of $\tau \rightarrow e\gamma$. In this work we use an analytic form for the gluino contribution to B_d mixing derived in appendix A in the mass insertion approximation. This allows us to correctly compute the NP contribution to both B_d and B_s mixing. Furthermore the recent measurement of the CP phase ϕ_s has prompted a re-examination of this correlation. Finally, we explore an example of an SO(10) inspired model and discuss the tension between the constraints of LFV and FCNCs.

II. CONSTRAINTS ON THE SUSY CONTRIBUTION TO B_q MIXING

The $\Delta B = 2$ transition between B_q and \bar{B}_q mesons is defined as,

$$\langle B_q^0 | \mathcal{H}_{eff}^{\Delta B=2} | \bar{B}_q^0 \rangle = 2M_{B_q} M_{12}^q \quad (6)$$

where M_{B_q} is the mass of the B_q meson. We can then define the B_q mass eigenstate difference as,

$$\Delta M_q \equiv M_H^q - M_L^q = 2|M_{12}^q| \quad (7)$$

*jkparrry@tsinghua.edu.cn

†zh98@mail.sysu.edu.cn

and its associated CP phase,

$$\phi_q = \arg(M_{12}^q) \quad (8)$$

In the Standard Model M_{12}^q is given by,

$$M_{12}^{q,\text{SM}} = \frac{G_F^2 M_W^2}{12\pi^2} M_{B_q} \hat{\eta}^B f_{B_q}^2 \hat{B}_{B_q} (V_{tq}^* V_{tb})^2 S_0(x_t) \quad (9)$$

where G_F is Fermi's constant, M_W the mass of the W boson, $\hat{\eta}^B = 0.551$ is a short-distance QCD correction identical for both the B_s and B_d systems. The bag parameter \hat{B}_{B_q} and decay constant f_{B_q} are non-perturbative quantities and contain the majority of the theoretical uncertainty. V_{tq} and V_{tb} are elements of the Cabibbo-Kobayashi-Maskawa (CKM) matrix, and $S_0(x_t \equiv \bar{m}_t^2/M_W^2) = 2.32 \pm 0.04$.

The latest lattice calculations for the \hat{B}_{B_s} and f_{B_s} parameters have been made by two groups, HPQCD(HP) [11] and JLQCD(JL) [12] with the following results for the SM expectation for ΔM_s ,

$$f_{B_s} \hat{B}_{B_s}^{1/2} = 0.281 \pm 0.021 \text{ GeV} \\ \text{and } \Delta M_s^{\text{SM}} = 21.3 \pm 3.2 \text{ ps}^{-1} \text{ (HP)} \quad (10)$$

$$f_{B_s} \hat{B}_{B_s}^{1/2} = 0.245 \pm 0.021_{-0.002}^{+0.003} \text{ GeV} \\ \text{and } \Delta M_s^{\text{SM}} = 16.1 \pm 2.8 \text{ ps}^{-1} \text{ (JL)} \quad (11)$$

The associated CP phase of B_s mixing is expected to be very small in the SM,

$$\phi_s^{\text{SM}} \approx -2^\circ \quad (12)$$

The smallness of ϕ_s^{SM} means that we may allocate the measurement of ϕ_s , eq. (3), entirely to the NP contribution. In our later analysis we must chose whether to use the results in eq. (10) or eq. (11). The result from the JL collaboration is in better agreement with the present experimental measurement than the HP result. As a consequence the allowed NP parameter space will depend on our choice of eq. (10) or eq. (11). In our following analysis we shall study both possibilities separately.

For the B_d system we may take the averaged results from the two collaborations HP and JL which gives,

$$f_{B_d} \hat{B}_{B_d}^{1/2} = 0.244 \pm 0.026 \text{ GeV} \\ \text{and } \Delta M_d^{\text{SM}} = 0.69 \pm 0.14 \text{ ps}^{-1} \text{ (JL + HP)} \quad (13)$$

and the CP phase is given as [5],

$$\phi_d^{\text{SM}} = 2\beta = 53.4^\circ \pm 3.8 \quad (14)$$

The NP contribution to B_q mixing may be parameterized in a model independent way as,

$$\Delta M_q = \Delta M_q^{\text{SM}} |1 + R_q| \quad (15)$$

$$\phi_q = \phi_q^{\text{SM}} + \phi_q^{\text{NP}} = \phi_q^{\text{SM}} + \arg(1 + r_q e^{i\sigma_q}) \quad (16)$$

where $R_q \equiv r_q e^{i\sigma_q} = M_{12}^{q,\text{NP}}/M_{12}^{q,\text{SM}}$ denotes the relative size of the NP contribution. The dominant SUSY contribution to B_q mixing comes from the gluino contribution which may be written as,

$$R_q^{\tilde{g}} = a_1^q(m_{\tilde{g}}, x) [(\delta_{q3}^d)_{RR}^2 + (\delta_{q3}^d)_{LL}^2] \\ + a_4^q(m_{\tilde{g}}, x) (\delta_{q3}^d)_{LL} (\delta_{q3}^d)_{RR} + \dots \quad (17)$$

Here we have ignored terms proportional to $\delta_{RL,LR}^d$ mass insertions as they are expected to be heavily suppressed due to constraints from $b \rightarrow s\gamma$ [7]. In appendix A we give details of the functions a_1^q and a_4^q .

We can now constrain both the magnitude and phase of the NP contribution, r_q and σ_q , through the comparison of the experimental measurements with SM expectations. From the definition of eq. (15) we have the constraint,

$$\rho_q \equiv \frac{\Delta M_q}{\Delta M_q^{\text{SM}}} = \sqrt{1 + 2r_q \cos \sigma_q + r_q^2} \quad (18)$$

for r_q and σ_q . The values of ρ_q may be obtained from eq. (2,4) and eq. (10,11,13),

$$\rho_s^{\text{HP}} = 0.83 \pm 0.13 \quad (19)$$

$$\rho_s^{\text{JL}} = 1.10 \pm 0.19 \quad (20)$$

$$\rho_d = 0.75 \pm 0.30 \quad (21)$$

Here we quote two values for ρ_s for the two different lattice results listed in eq. (10,11) which shall later be used separately in our following analysis.

From eq. (16) the phase associated with NP can also be written in terms of r_q and σ_q ,

$$\sin \phi_q^{\text{NP}} = \frac{r_q \sin \sigma_q}{\sqrt{1 + 2r_q \cos \sigma_q + r_q^2}}, \\ \cos \phi_q^{\text{NP}} = \frac{1 + r_q \cos \sigma_q}{\sqrt{1 + 2r_q \cos \sigma_q + r_q^2}} \quad (22)$$

Taking the values listed in eq. (3,5) and eq. (12,14) we can extract the constraints,

$$\phi_d^{\text{NP}} = -10.1^\circ \pm 4.6 \quad \phi_s^{\text{NP}} = -40_{-22}^{+27} \quad (23)$$

Now we have a clear picture of the constraints to be imposed on the $r_q - \sigma_q$ plane as listed in eq. (18-23). In the following sections these constraints shall be used in a model independent analysis of the mass insertion parameter space, followed by a study of the correlation of B_q mixing and LFV rates in the minimal SUSY GUT.

III. CORRELATION BETWEEN B_q MIXING AND LFV RATES IN SUSY GUTS

In many ways the prototypical GUT is SU(5) as it is the minimal group which can unify the gauge group of the standard model. In the SU(5) GUT the quarks and

leptons are placed into $\mathbf{10} = (Q, u^c, e^c)$ and $\bar{\mathbf{5}} = (L, d^c)$ representations. Due to the symmetry of this simple SUSY GUT there exists relations amongst the slepton and squark soft SUSY breaking masses,

$$m_{10}^2 = m_{\tilde{Q}}^2 = m_{\tilde{U}}^2 = m_{\tilde{E}}^2, \quad m_5^2 = m_{\tilde{L}}^2 = m_{\tilde{D}}^2 \quad (24)$$

These relations hold for scales at and above the GUT scale. Interestingly this implies that left-handed slepton mixing and right-handed down squark mixing are related. This relation can still be felt very strongly at the Electroweak scale in the correlation of LFV rates and FCNCs.

Further Renormalization group(RG) evolution down to the Electroweak scale has very little effect on the size of these off-diagonal elements [7]. So we may assume that these GUT scale values are approximately equal to their values at the electroweak scale. Hence it is a fair approximation to assume that $(m_{\tilde{D}}^2)_{ij} \simeq (m_{\tilde{L}}^2)_{ij}$ at the electroweak scale. Then the $(\delta_{ij}^d)_{RR} \equiv (m_{\tilde{D}}^2)_{ij}/m_{\tilde{q}}^2$ contributions to FCNC and $(\delta_{ij}^l)_{LL} \equiv (m_{\tilde{L}}^2)_{ij}/m_{\tilde{l}}^2$ contributions to LFV are clearly correlated. We may explicitly write the rate of $l_i \rightarrow l_j \gamma$ in the very suggestive form [8],

$$BR(l_i \rightarrow l_j \gamma) \simeq \frac{\alpha^3}{G_F^2} \frac{m_{\tilde{q}}^4}{M_S^8} |(\delta_{ij}^d)_{RR}|^2 \tan^2 \beta \quad (25)$$

where $m_{\tilde{q}}$ is the average squark mass and M_S is the typical SUSY scale.

We also need to consider the RGE effects of the CKM mixings in the left-handed down squark matrices. These effects can be approximated as,

$$(\delta_{ij}^d)_{LL} \approx -\frac{1}{8\pi^2} Y_t^2 V_{ti}^* V_{tj} \frac{(3m_0^2 + A_0^2)}{m_{\tilde{q}}^2} \ln \frac{M^*}{M_W} \quad (26)$$

Here m_0 is the universal scalar mass, A_0 the universal A-term and M^* is the scale at which the flavour blind soft SUSY breaking is communicated. These effects may be quite important in the $\delta_{LL}^d \delta_{RR}^d$ contribution to eq. (17) due to the typically large value of $a_4 \approx -100 a_1$. We shall take a minimal approach and assume M^* to be the GUT scale $\sim 2 \times 10^{14}$ GeV, in which case the mass insertions are of the order, $(\delta_{23}^d)_{LL} \sim \lambda^2$ and $(\delta_{13}^d)_{LL} \sim \lambda^3$. Larger values of M^* will lead to an even more restricted parameter space for $(\delta_{13,23}^d)_{RR}$.

If we assume that the second term of eq. (17) dominates then we may derive the relation,

$$\begin{aligned} \left| \frac{R_s}{R_d} \right|^2 &\approx \left| \frac{a_4^s}{a_4^d} \right|^2 \left| \frac{(\delta_{23}^d)_{LL}}{(\delta_{13}^d)_{LL}} \right|^2 \left| \frac{(\delta_{23}^d)_{RR}}{(\delta_{13}^d)_{RR}} \right|^2 \\ &\approx \lambda^2 \frac{BR(\tau \rightarrow \mu \gamma)}{BR(\tau \rightarrow e \gamma)} \end{aligned} \quad (27)$$

here we have made use of the ratio, $a_4^s/a_4^d \approx \lambda^2$, as derived in appendix A. From eq. (18) we find the constraint, $(\rho_q - 1)^2 \leq |R_q|^2 \leq (\rho_q + 1)^2$, which allows us to write the LFV ratio as,

$$1 \lesssim \frac{BR(\tau \rightarrow \mu \gamma)}{BR(\tau \rightarrow e \gamma)} \lesssim \frac{1}{\lambda^4} \quad (28)$$

These relations differ from those derived in [8] where it was assumed that, $a_4^s/a_4^d = 1$. In appendix A we show the full form of the functions a_1 and a_4 where it is shown that the correct ratio is $a_4^s/a_4^d \approx \lambda^2$. As a result the allowed parameter space for the mass insertion $(\delta_{13}^d)_{RR}$ is suppressed relative to $(\delta_{23}^d)_{RR}$ by a factor λ^2 which leads to the enhancement shown in eq. (28).

IV. NUMERICAL RESULTS AND DISCUSSION

In this section we shall show the results of numerical calculations of our model independent analysis of the allowed parameter space for the mass insertions $(\delta_{13,23}^d)_{RR}$. We then make use of this allowed parameter space to study the correlation of FCNCs and LFV rates.

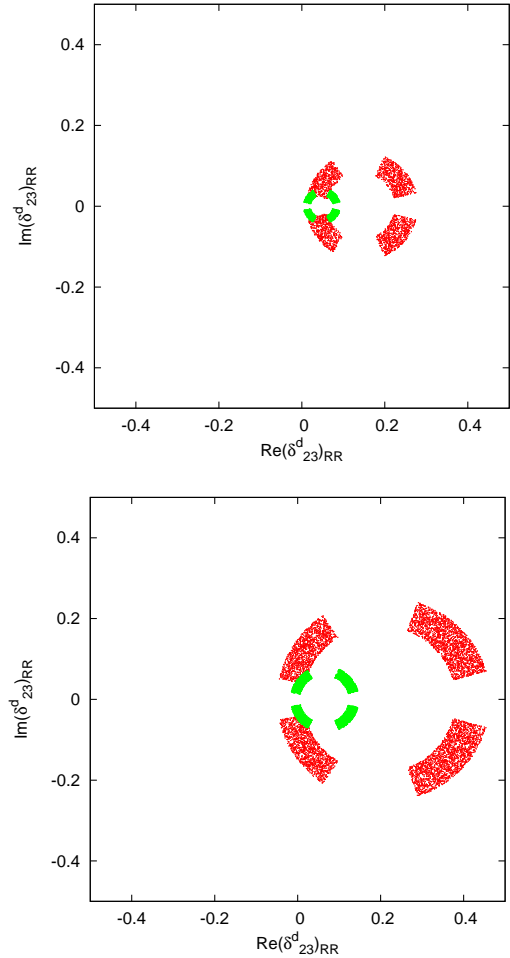


FIG. 1: Allowed parameter space for the mass insertion $(\delta_{23}^d)_{RR}$, using HP(upper) and JL(lower) values for $f_{B_s} \hat{B}_{B_s}$ with $m_{\tilde{q}} = 300$ (small) and 500(large) GeV respectively.

For the numerical analysis we fixed the values of $\tan \beta = 10$, $M_S = m_0 = M_{1/2} = m_{\tilde{q}} = (300, 500)$ GeV, $A_0 = 0$ and the ratio $x \equiv m_{\tilde{g}}^2/m_{\tilde{q}}^2 = 1$. Taking these values we scan over $(\delta_{23,13}^d)_{RR}$ and require fits to the values of ρ_q and ϕ_q^{NP} as described in the previous section.

In fig. 1 we show the allowed parameter space for the mass insertion $(\delta_{23}^d)_{RR}$ as dictated by the constraints imposed from ΔM_s and ϕ_s measurements. The upper panel shows results using the HP collaborations result for $f_{B_s}\hat{B}_{B_s}$ and ΔM_s^{SM} , as listed in eq. (10). The lower panel of fig. 1 shows the respective allowed region of parameter space using the JL collaborations result for $f_{B_s}\hat{B}_{B_s}$ and ΔM_s^{SM} , as listed in eq. (11). The allowed regions form rings in the complex $(\delta_{23}^d)_{RR}$ plane with gaps corresponding to excluded regions from the measurement of ϕ_s .

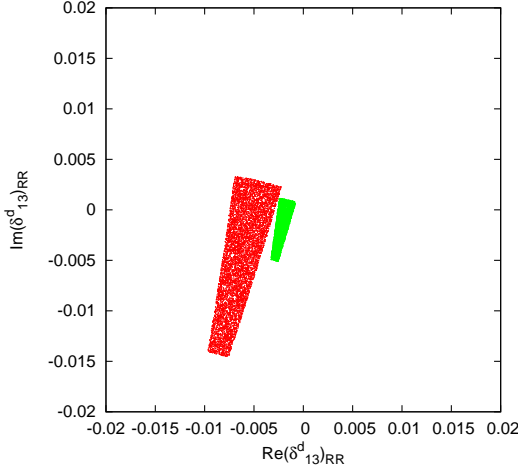


FIG. 2: Allowed parameter space for the mass insertion $(\delta_{13}^d)_{RR}$ with $m_{\tilde{q}} = 300$ (small) and 500 (large) GeV respectively.

Fig. 2 shows the respective allowed parameter space of the mass insertion $(\delta_{13}^d)_{RR}$ constrained by the measurements of ΔM_d and ϕ_d . For $(\delta_{13}^d)_{RR}$ we can see that the measurement of ϕ_d has reduced the allowed parameter space to a small slice in the complex $(\delta_{13}^d)_{RR}$ plane. Increasing the size of $m_{\tilde{q}}$ leads to an increase in the allowed parameter space due to a suppression of the functions $a_{1,4} \sim 1/m_{\tilde{q}}^2$.

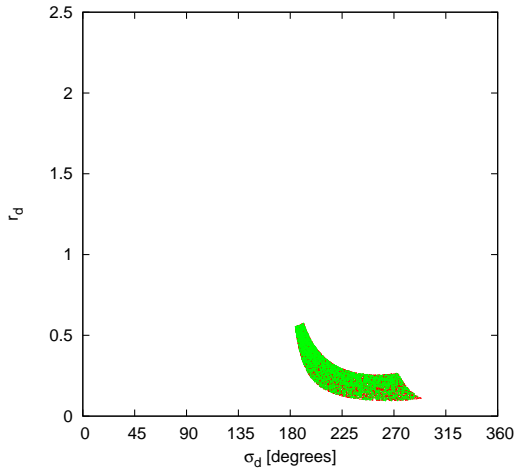


FIG. 3: Allowed parameter space for the NP contribution to B_d mixing, r_d and CP phase σ_d with $m_{\tilde{q}} = 300$ (green) and 500 (blue) GeV.

From these allowed regions of parameter space we can plot the corresponding allowed regions of the $r_q - \sigma_q$ parameter space. These are shown in fig. 3 and fig. 4 where we have plotted points for both values of $m_{\tilde{q}}$ together as the shape of the plot is independent of the chosen value. Again we show two plots for the $r_s - \sigma_s$ parameter space for the two lattice results from the HP and JL collaborations. Without the restrictions from the CP phases $\phi_{d,s}$ the allowed regions of parameter space form loops in the $r_q - \sigma_q$ plane. The constraints from the CP phase represent slices as shown in [4, 5]. The accurate measurement of ϕ_d leaves the allowed region of parameter space as a thin slice shown in fig. 3. On the other hand the four fold ambiguity in the present measurement of ϕ_s is shown as the four separate slices in fig. 4.

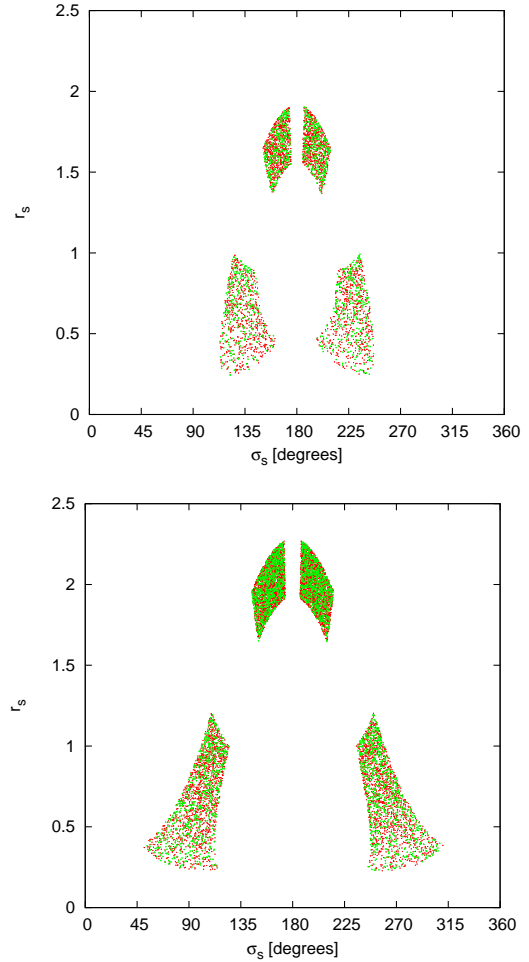


FIG. 4: The allowed parameter space for the NP contribution to B_s mixing, r_s and CP phase σ_s , using upper: the HP and lower: JL values for $f_{B_s}\hat{B}_{B_s}$. The plotted points are for $m_{\tilde{q}} = 300$ (green) and 500 (red) GeV.

Next we would like to discuss the implications of this allowed parameter space on predictions for the LFV rates of $\tau \rightarrow \mu\gamma$ and $\tau \rightarrow e\gamma$. We have shown that in a SUSY GUT the mass insertions associated with the off-diagonal down squark mass matrix elements and those of the sleptons are clearly related. This relation leads to a strong

correlation between the B_q mixing and LFV rates. Here we would like to expose this correlation in making realistic predictions for LFV rates and to extract information about the NP CP phase.

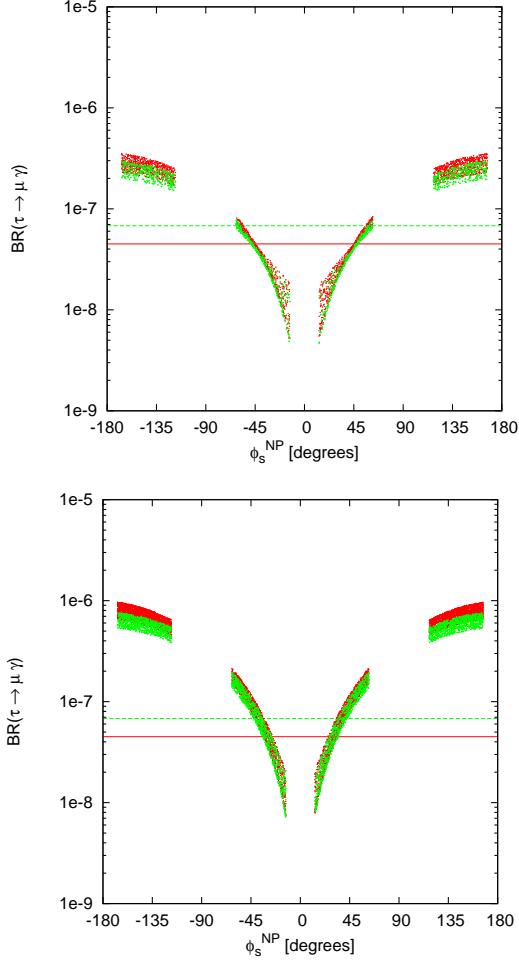


FIG. 5: Predictions for $\text{BR}(\tau \rightarrow \mu\gamma)$ from constraints on B_s mixing, using upper: the HP and lower: JL values for $f_{B_s} B_{B_s}$. The plotted points are for $M_S = m_0 = M_{1/2} = m_{\tilde{q}}$ equal to 300(green) and 500(red) GeV and $\tan\beta = 10$. The present experimental bounds are shown by the horizontal lines.

Let us first consider the 23 sector. The allowed parameter space for the $(\delta_{23}^d)_{RR}$ is not yet completely restricted due to the four fold ambiguity in ϕ_s . Fig. 5 shows the predicted rate for $\tau \rightarrow \mu\gamma$ plotted against the NP phase ϕ_s^{NP} . We can immediately see that the recent measurement of ϕ_s , although not yet very accurate, has excluded the lowest rates which lie towards the centre of the plot where $\phi_s^{\text{NP}} \rightarrow 0$. This leaves us with a lower bound of around 10^{-8} not far beyond the present experimental upper bound. The general feature of the plot is that larger LFV rates are predicted for larger NP phases. A future measurement or improved bound on $\tau \rightarrow \mu\gamma$ along with an improved determination of the phase ϕ_s could constitute a strong test of the SUSY GUT scenario. The present experimental bounds for the branching ratio are $\text{BR}(\tau \rightarrow \mu\gamma) < 6.8 \times 10^{-8}$ BaBar [13, 14] and

$\text{BR}(\tau \rightarrow \mu\gamma) < 4.5 \times 10^{-8}$ Belle [15]. Looking at fig. 5 we can see that this bound excludes the large NP CP phase solutions and the lower regions are preferred with a non-zero NP phase $13^\circ \gtrsim |\phi_s^{\text{NP}}| \lesssim 50^\circ$, corresponding to the left two slices of the allowed parameter space shown in fig. 1.

In the 13 sector, we can see from fig 2, that the allowed parameter space for the mass insertion $(\delta_{13}^d)_{RR}$ is far more restricted. This is due to the smaller mass difference in the B_d system, as a result the functions a_1 and a_4 are enhanced by the ratio, $\Delta M_d/\Delta M_s \sim 1/\lambda^2$, see appendix A. This restriction leads to a much more suppressed prediction for the rates of $\tau \rightarrow e\gamma$. These rates are plotted in fig. 6 against the allowed values of the NP phase ϕ_d^{NP} . Again the predictions are independent of the choice of $M_S = m_{\tilde{q}}$ due to the $1/M_S^2$ dependence of both $\text{BR}(l_i \rightarrow l_j\gamma)$ and the functions $a_{1,4}$ shown in appendix A. The predicted values are in the region of $10^{-11} - 10^{-9}$. The present experimental bounds for the branching ratio are $\text{BR}(\tau \rightarrow e\gamma) < 1.1 \times 10^{-7}$ BaBar [13, 14] and $\text{BR}(\tau \rightarrow e\gamma) < 1.2 \times 10^{-7}$ Belle [15]. Looking at fig. 6 we can see that the allowed region of the $(\delta_{13}^d)_{RR}$ parameter space predicts rates well below the present experimental bounds. Therefore the present bounds have no impact on the allowed parameter space.

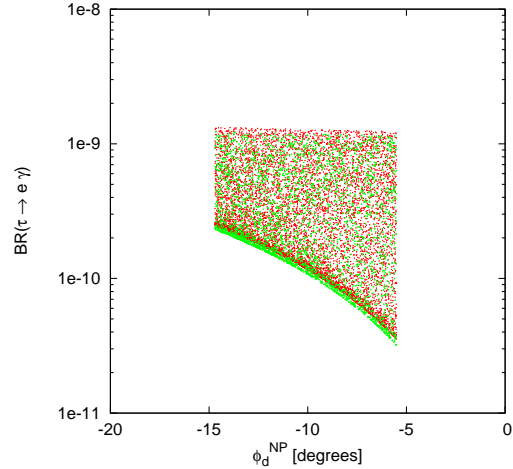


FIG. 6: Predictions for $\text{BR}(\tau \rightarrow e\gamma)$ from constraints on B_d mixing. The plotted points are for $M_S = m_0 = M_{1/2} = 300$ (green) and 500(red) GeV and $\tan\beta = 10$.

The ratio of the branching fraction of $\tau \rightarrow \mu\gamma$ and $\tau \rightarrow e\gamma$ is less dependent on the SUSY parameter space and so it is interesting to consider the allowed size of this ratio. Using the parameter space of $(\delta_{13}^d)_{RR}$ and $(\delta_{23}^d)_{RR}$ allowed by the constraints of $\rho_{d,s}$ and $\phi_{d,s}^{\text{NP}}$ we can make predictions for the ratio $\text{BR}(\tau \rightarrow \mu\gamma)/\text{BR}(\tau \rightarrow e\gamma)$. Fig. 7 shows the resulting plot of $\text{BR}(\tau \rightarrow \mu\gamma)/\text{BR}(\tau \rightarrow e\gamma)$ plotted against the prediction for the NP CP phase ϕ_s^{NP} . We can see that the numerical results agree reasonably well with the approximate relations derived in eq. (28) with this ratio ranging from a few up to a few thousand. This large ratio is again due to the suppression of the $(\delta_{13}^d)_{RR}$ allowed parameter space due to the smallness of

the mass difference in the B_d system as opposed to the larger mass difference in the B_s system. Here our results differ from those presented in [8] due to their assumption of the ratio $a_i^s/a_i^d = 1$ which lead to the prediction that the ratio $\text{BR}(\tau \rightarrow \mu\gamma)/\text{BR}(\tau \rightarrow e\gamma)$ may be as small as a few 10^{-3} .

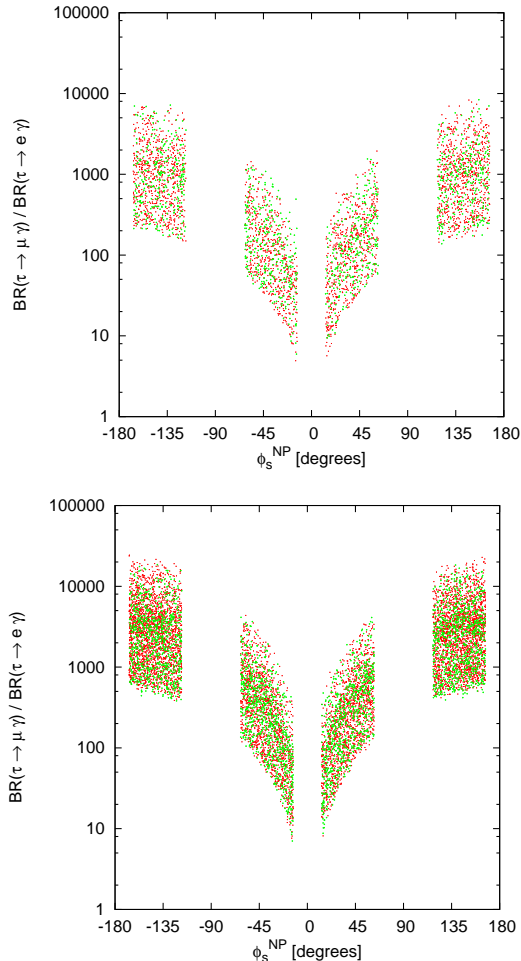


FIG. 7: $\text{BR}(\tau \rightarrow \mu\gamma)/\text{BR}(\tau \rightarrow e\gamma)$ from constraints on B_s and B_d mixing, using HP(upper) JL(lower) values for $f_{B_s} \hat{B}_{B_s}$. The plotted points are for $M_S = m_0 = M_{1/2} = 300$ (green) and 500 (red) GeV and $\tan\beta = 10$.

Lets now look at a specific example of a simple SUSY GUT. The example we pick is an SO(10) inspired model as introduced in [9, 17]. In this model there are two Higgs representations one for the up/neutrino and down/charged lepton yukawa couplings separately. The neutrino yukawa coupling is then related to the up quark yakawa, where two limiting cases are possible; i) Y_ν has CKM like mixing, ii) Y_ν has MNS like mixing. It is assumed that SO(10) breaks to SU(5) at the scale M_{10} and further breaks to the SM gauge group at the scale M_{GUT} . Assuming that the flavour blind SUSY breaking occurs at the scale $M_* = M_{10} = 10^{17}$ GeV, then the mass inser-

tions can be written as,

$$(\delta_{ij}^d)_{RR} \simeq -\frac{3}{8\pi^2} y_t^2 V_{j3}^* V_{i3} \ln \frac{M_{10}}{M_{\text{GUT}}} \quad (29)$$

$$(\delta_{ij}^l)_{LL} \simeq -\frac{3}{8\pi^2} y_t^2 V_{j3}^* V_{i3} \ln \frac{M_{10}}{M_R} \quad (30)$$

where the matrix V is V_{CKM} and U_{MNS} for case i) and ii) respectively. The scale $M_R \sim 10^{15}$ GeV is the scale of the right-handed neutrinos. In case i) of CKM mixing produces relatively small LFV rates with $(\delta_{23}^l)_{LL} \sim 0.008$ and $(\delta_{23}^d)_{RR} \sim 0.003$. The present bound on the rate of $\tau \rightarrow \mu\gamma$ leads to the weak bound $m_0 \gtrsim 200$ GeV. Alternatively the contribution to B_s mixing is also very small, for $m_0 \gtrsim 200$ GeV we have the small value $|R_s| \lesssim 0.2$. In case ii) of MNS mixing produces large LFV rates with $(\delta_{23}^l)_{LL} \sim 0.25$ and $(\delta_{23}^d)_{RR} \sim 0.08$. Here the present bound on the rate of $\tau \rightarrow \mu\gamma$ leads to the strong bound $m_0 \gtrsim 1000$ GeV. Here again the contribution to B_s mixing is very small, for $m_0 \gtrsim 1000$ GeV we once again have the value $|R_s| \lesssim 0.2$.

V. SUMMARY

In this work we have re-examined the constraints imposed on the parameter space of NP contributions to B_s and B_d mixing in the light of recent measurements of ΔM_s and its associated CP phase ϕ_s . These constraints were then imposed to make a model independent analysis of the allowed parameter space of the mass insertions $(\delta_{13}^d)_{RR}$ and $(\delta_{23}^d)_{RR}$.

In SUSY GUTs there is a deep underlying connection between (s)quarks and (s)leptons. In such a theory we should therefore expect that the flavour mixings observed in the quark and lepton sectors are correlated. Assuming that such a SUSY GUT exists, we have re-examined the correlation between LFVs and FCNCs.

From our numerical analysis we have found that the allowed parameter space for the mass insertion $(\delta_{13}^d)_{RR}$ is particularly restricted by the present measurements of ΔM_d and ϕ_d . This is due to the small mass difference in the B_d system compared to the B_s system. As a result, the predicted branching ratio for $\tau \rightarrow e\gamma$ is particularly suppressed. On the other hand the present experimental determination of ΔM_s and particularly ϕ_s are not yet so restrictive on the allowed values of $(\delta_{23}^d)_{RR}$. The larger mass difference in the B_s system also means that the predicted values of the branching ratio of $\tau \rightarrow \mu\gamma$ are much larger and close to the present bounds from the B factories. The recent measurement of ϕ_s excludes the region of parameter space where the lowest rates for $\tau \rightarrow \mu\gamma$ are to be found, leading to a lower bound of 10^{-8} . We also studied the SUSY parameter space independent ratio $\text{BR}(\tau \rightarrow \mu\gamma)/\text{BR}(\tau \rightarrow e\gamma)$ which we found to lie in the range $10 - 10^4$. Where our results disagree with those of [8] we have found that the discrepancy is due to our analytic derivation of the gluino contribution to B_d mixing.

APPENDIX A: $B_{d,s}^0 - \bar{B}_{d,s}^0$ MIXING IN SUSY MODELS

To examine the contributions from new physics we may write the $\Delta B = 2$ effective Hamiltonian in the following form,

$$\mathcal{H}_{eff}^{\Delta B=2} = \sum_{i=1}^5 C_i(\mu) Q_i(\mu) + h.c. \quad (A1)$$

The operators are defined as,

$$Q_1 = \bar{q}_L^\alpha \gamma_\mu b_L^\alpha \bar{q}_L^\beta \gamma^\mu b_L^\beta \quad (A2)$$

$$Q_2 = \bar{q}_R^\alpha b_L^\alpha \bar{q}_R^\beta b_L^\beta \quad (A3)$$

$$Q_3 = \bar{q}_R^\alpha b_L^\beta \bar{q}_R^\beta b_L^\alpha \quad (A4)$$

$$Q_4 = \bar{q}_R^\alpha b_L^\alpha \bar{q}_L^\beta b_R^\beta \quad (A5)$$

$$Q_5 = \bar{q}_R^\alpha b_L^\beta \bar{q}_L^\beta b_R^\alpha \quad (A6)$$

We shall also need to define the Hadronic matrix elements of the above operators such that,

$$\langle B_q | Q_1 | \bar{B}_q \rangle = -\frac{1}{3} M_{B_q} f_{B_q}^2 B_1(\mu) \quad (A7)$$

$$\langle B_q | Q_2 | \bar{B}_q \rangle = \frac{5}{24} R_{B_q} M_{B_q} f_{B_q}^2 B_2(\mu) \quad (A8)$$

$$\langle B_q | Q_3 | \bar{B}_q \rangle = -\frac{1}{24} R_{B_q} M_{B_q} f_{B_q}^2 B_3(\mu) \quad (A9)$$

$$\langle B_q | Q_4 | \bar{B}_q \rangle = -\frac{1}{4} R_{B_q} M_{B_q} f_{B_q}^2 B_4(\mu) \quad (A10)$$

$$\langle B_q | Q_5 | \bar{B}_q \rangle = -\frac{1}{12} R_{B_q} M_{B_q} f_{B_q}^2 B_5(\mu) \quad (A11)$$

Where we have defined $R_{B_q} = \left(\frac{M_{B_q}}{m_b(\mu) + m_q(\mu)} \right)^2$. The values of the bag parameters have been calculated on the lattice and can be found in [16].

The dominant SUSY contribution is from the gluino, which gives the following Wilson coefficients [18, 19, 20, 21, 22, 23]

$$C_1^{\tilde{g}}(M_S) = -\frac{\alpha_s^2(M_S)}{216 m_{\tilde{q}}^2} \times \left[24x f_6(x) + 66 \tilde{f}_6(x) \right] (\delta_{q3}^d)_{LL}^2 \quad (A12)$$

$$C_4^{\tilde{g}}(M_S) = -\frac{\alpha_s^2(M_S)}{216 m_{\tilde{q}}^2} \times \left[504x f_6(x) - 72 \tilde{f}_6(x) \right] (\delta_{q3}^d)_{LL} (\delta_{q3}^d)_{RR} \quad (A13)$$

$$C_5^{\tilde{g}}(M_S) = -\frac{\alpha_s^2(M_S)}{216 m_{\tilde{q}}^2} \times \left[24x f_6(x) + 120 \tilde{f}_6(x) \right] (\delta_{q3}^d)_{LL} (\delta_{q3}^d)_{RR} \quad (A14)$$

Here only the LL and RR terms have been kept as the contributions from RL and LR are suppressed. The above Wilson coefficients are evaluated at the scale $M_S = (M_{\tilde{g}} + M_{\tilde{q}})/2 = (\sqrt{x} + 1)M_{\tilde{q}}/2$.

These Wilson coefficients need to be renormalisation group (RG) evolved to the scale of the bottom quark. Using the magic numbers from [23], we have,

$$C_\alpha(\mu_b) = \sum_i \sum_\beta (b_i^{(\alpha,\beta)} + \eta c_i^{(\alpha,\beta)}) \eta^{a_i} C_\beta(M_S) \quad (A15)$$

with $\eta = \alpha_s(M_S)/\alpha_s(\mu_t)$. Lets now write the $B_s - \bar{B}_s$ mixing parameter

$$\begin{aligned} \Delta M_q &\equiv 2|M_{12}^q| = 2|M_{12}^{q,\text{SM}}(1 + R_q)| \\ &= \Delta M_q^{\text{SM}} |1 + R_q^{\tilde{g}} + \dots| \end{aligned} \quad (A16)$$

where $R_q \equiv r_q e^{i\sigma_q} = M_{12}^{q,\text{NP}}/M_{12}^{q,\text{SM}}$ parameterizes the contribution from new physics. We consider the dominant effect to come from the gluino $R_q^{\tilde{g}} = M_{12}^{q,\tilde{g}}/M_{12}^{q,\text{SM}}$. From the above effective Hamiltonian, Wilson coefficients, operator matrix elements and RG evolution we can write,

$$\begin{aligned} R_q^{\tilde{g}} &= a_1^q(m_{\tilde{g}}, x) [(\delta_{q3}^d)_{RR}^2 + (\delta_{q3}^d)_{LL}^2] \\ &+ a_4^q(m_{\tilde{g}}, x) (\delta_{q3}^d)_{LL} (\delta_{q3}^d)_{RR} + \dots \end{aligned} \quad (A17)$$

have we have only kept the LL, RR terms as they will dominate. The complete form of the functions $a_1(m_{\tilde{g}}, x)$ and $a_4(m_{\tilde{g}}, x)$ are as follows,

$$\begin{aligned} M_{12}^{q,\text{SM}} a_1^q(m_{\tilde{g}}, x) &= \frac{-\alpha_s^2(M_S)}{216 m_{\tilde{q}}^2} \mathcal{A} \\ &\times \frac{1}{3} m_{B_s} f_{B_s}^2 B_1(\mu) \sum_i (b_i^{(1,1)} + \eta c_i^{(1,1)}) \eta^{a_i} \quad (A18) \\ M_{12}^{q,\text{SM}} a_4^q(m_{\tilde{g}}, x) &= \frac{-\alpha_s^2(M_S)}{216 m_{\tilde{q}}^2} m_{B_s} f_{B_s}^2 R_{B_q} \\ &\times \left[\mathcal{B} \sum_i (b_i^{(4,4)} + \eta c_i^{(4,4)}) \eta^{a_i} \frac{1}{4} B_4(\mu) \right. \\ &+ \mathcal{A} \sum_i (b_i^{(4,5)} + \eta c_i^{(4,5)}) \eta^{a_i} \frac{1}{4} B_4(\mu) \\ &+ \mathcal{B} \sum_i (b_i^{(5,4)} + \eta c_i^{(5,4)}) \eta^{a_i} \frac{1}{12} B_5(\mu) \\ &\left. + \mathcal{A} \sum_i (b_i^{(5,5)} + \eta c_i^{(5,5)}) \eta^{a_i} \frac{1}{12} B_5(\mu) \right] \quad (A19) \end{aligned}$$

Where we have defined, $\mathcal{A} = 24x f_6(x) + 66 \tilde{f}_6(x)$ and $\mathcal{B} = 504x f_6(x) - 72 \tilde{f}_6(x)$ where,

$$f_6(x) = \frac{6(1+3x) \ln x + x^3 - 9x^2 - 9x + 17}{6(x-1)^5} \quad (A20)$$

$$\tilde{f}_6(x) = \frac{6x(1+x) \ln x - x^3 - 9x^2 + 9x + 1}{3(x-1)^5} \quad (A21)$$

and $x = m_{\tilde{g}}^2/m_{\tilde{q}}^2$.

The dominant contributions to the above functions come from $b_1^{(1,1)} = 0.865$, $b_4^{(4,4)} = 2.87$, $b_4^{(4,5)} =$

0.961, $b_4^{(5,4)} = 0.09$, and $b_5^{(5,5)} = 0.863$, with $a_i = (0.286, -0.692, 0.787, -1.143, 0.143)$.

So we can write the approximate functions as,

$$M_{12}^{q,\text{SM}} a_1^q(m_{\tilde{g}}, x) \approx \frac{-\alpha_s^2(M_S)}{216 m_{\tilde{q}}^2} \frac{1}{3} m_{B_s} f_{B_s}^2 B_1(\mu) \times \mathcal{A} 0.865 \eta^{0.286} \quad (\text{A22})$$

$$M_{12}^{q,\text{SM}} a_4^q(m_{\tilde{g}}, x) \approx \frac{-\alpha_s^2(M_S)}{216 m_{\tilde{q}}^2} R_{B_q} m_{B_s} f_{B_s}^2 \times \left[[\mathcal{B} 2.87 \eta^{-1.143} + \mathcal{A} 0.961 \eta^{-1.143}] \frac{1}{4} B_4(\mu) + [\mathcal{B} 0.09 \eta^{-1.143} + \mathcal{A} 0.863 \eta^{0.143}] \frac{1}{12} B_5(\mu) \right] \quad (\text{A23})$$

We can see that the values of the functions $a_{1,4}$ are not

the same for the B_s and B_d systems. From eq. (A18,A19) we can approximate the ratio of these functions as,

$$\frac{a_1^s}{a_1^d} \approx \frac{a_4^s}{a_4^d} \sim \frac{\Delta M_d^{\text{SM}}}{\Delta M_s^{\text{SM}}} \sim \lambda^2 \quad (\text{A24})$$

so that the value of the functions a_1 and a_4 are enhanced in the B_d relative to those derived in the B_s system. This enhancement will lead to a more constrained parameter space of the 13 mass insertion relative to the 23 sector.

Acknowledgment: JKP would like to thank E. Kou for useful discussions concerning the gluino contribution to B_s mixing. HHZ thanks Prof Y. P. Kuang and Prof Q. Wang for their encouragement.

-
- [1] V. M. Abazov *et al.* [D0 Collaboration], Phys. Rev. Lett. **97** (2006) 021802 [arXiv:hep-ex/0603029].
 - [2] A. Abulencia *et al.* [CDF Collaboration], Phys. Rev. Lett. **97** (2006) 242003 [arXiv:hep-ex/0609040].
 - [3] V. M. Abazov *et al.* [D0 Collaboration], Phys. Rev. D **76** (2007) 057101 [arXiv:hep-ex/0702030].
 - [4] P. Ball, arXiv:hep-ph/0703214.
 - [5] P. Ball and R. Fleischer, Eur. Phys. J. C **48**, 413 (2006) [arXiv:hep-ph/0604249].
 - [6] H. Y. Cheng, Int. J. Mod. Phys. A **21**, 4209 (2006) [arXiv:hep-ph/0603003].
 - [7] M. Ciuchini, A. Masiero, P. Paradisi, L. Silvestrini, S. K. Vempati and O. Vives, Nucl. Phys. B **783**, 112 (2007) [arXiv:hep-ph/0702144].
 - [8] K. Cheung, S. K. Kang, C. S. Kim and J. Lee, Phys. Lett. B **652**, 319 (2007) [arXiv:hep-ph/0702050].
 - [9] D. Chang, A. Masiero and H. Murayama, Phys. Rev. D **67**, 075013 (2003) [arXiv:hep-ph/0205111].
 - [10] T. Moroi, Phys. Lett. B **493**, 366 (2000) [arXiv:hep-ph/0007328].
 - [11] E. Dalgic *et al.*, Phys. Rev. D **76**, 011501 (2007) [arXiv:hep-lat/0610104].
 - [12] S. Aoki *et al.* [JLQCD Collaboration], Phys. Rev. Lett. **91**, 212001 (2003) [arXiv:hep-ph/0307039].
 - [13] B. Aubert *et al.* [BABAR Collaboration], Phys. Rev. Lett. **95**, 041802 (2005) [arXiv:hep-ex/0502032].
 - [14] B. Aubert *et al.* [BABAR Collaboration], Phys. Rev. Lett. **96**, 041801 (2006) [arXiv:hep-ex/0508012].
 - [15] K. Abe *et al.* [Belle Collaboration], arXiv:hep-ex/0609049.
 - [16] W. M. Alberico, A. Drago and C. Ratti, Nucl. Phys. A **706** (2002) 143 [arXiv:hep-ph/0110091].
 - [17] A. Masiero, S. K. Vempati and O. Vives, Nucl. Phys. B **649**, 189 (2003) [arXiv:hep-ph/0209303].
 - [18] P. Ball, S. Khalil and E. Kou, Phys. Rev. D **69**, 115011 (2004) [arXiv:hep-ph/0311361].
 - [19] F. Gabbiani and A. Masiero, Nucl. Phys. B **322** (1989) 235.
 - [20] J. S. Hagelin, S. Kelley and T. Tanaka, Nucl. Phys. B **415** (1994) 293.
 - [21] E. Gabrielli, A. Masiero and L. Silvestrini, Phys. Lett. B **374** (1996) 80 [arXiv:hep-ph/9509379].
 - [22] F. Gabbiani, E. Gabrielli, A. Masiero and L. Silvestrini, Nucl. Phys. B **477**, 321 (1996) [arXiv:hep-ph/9604387].
 - [23] D. Becirevic *et al.*, Nucl. Phys. B **634** (2002) 105 [arXiv:hep-ph/0112303].