

The soft and the hard pomerons: elastic scattering and unitarisation

J.R. Cudell^{1†}, A. Lengyel², E. Martynov³, O.V. Selyugin⁴

¹JR.Cudell@ulg.ac.be, AGO dept., Université de Liège, 4000 Liège, Belgium

²sasha@len.uzhgorod.ua, Inst. of Electron Physics, 88000 Uzhgorod, Ukraine,

³martynov@bitp.kiev.ua, Bogolyubov Institute for Theoretical Physics, 03143 Kiev, Ukraine,

⁴selugin@theor.jinr.ru, Bogoliubov Theoretical Laboratory, 141980 Dubna, Russia

Abstract

The hard pomeron component needed to reproduce small- x data seems to be present in elastic scattering at moderate energy. If this is the case, it is likely that the total cross section at the LHC will be appreciably larger than previously expected.

1 The effective trajectory

Historically, hadronic exchanges have been remarkably well described by the simple-pole model of Donnachie and Landshoff [1], which assumes that, at high energy, the hadronic amplitude is dominated by a simple-pole pomeron:

$$A(s, t) = C(t)s^{1.08+0.25t} \quad (1)$$

The first question is whether this simple model extends to other processes, and in particular to those measured at HERA.

H1 and ZEUS have done amazingly good and useful measurements, and extracted very precise information on F_2 , as well as on pomeron-dominated processes such as quasi-elastic vector-meson production, or DVCS. This means that we have a very precise picture of the pomeron, and of the dependence of its properties on Q^2 and t . If we represent pomeron exchange by a simple pole corresponding to a trajectory $\alpha(t) = \alpha(0) + \alpha't$, its contribution to F_2 would be proportional to $x^{\alpha(0)-1}$ while its contribution to quasi-elastic scattering would go as $\sigma \sim W^{4(\alpha(t)-1)}$. All the data lead to the following effective properties (see e.g. [2]):

- the intercept varies with Q^2 and with the mass M of the produced meson. Its value is always constrained by $1.08 < \alpha(0) < 1.45$, and increases with Q^2 and M^2 .
- The slope α' of the trajectory is not universal: it is lower in processes containing a hard scale, such as J/ψ production, and is constrained by $0.16 \text{ GeV}^{-2} > \alpha' > 0.08 \text{ GeV}^{-2}$.

Unfortunately, because the masses and Q^2 are external variables, it is not possible that the trajectory associated with a simple pole depends on them. One may get such a behaviour via more complicated singularities in the complex j plane. Nevertheless, it is striking to observe that different processes lead to the same bounds on the effective intercept, and that both intercept and slope join smoothly with the original Donnachie-Landshoff soft pomeron.

[†] talk presented at EDS07

2 Regge theory and the two-pomeron picture

This observation prompted Donnachie and Landshoff to extend their original model by adding a new contribution to it [3]: the hard pomeron. The hadronic elastic amplitude thus becomes

$$A_{2 \rightarrow 2}(s, t) = \sum_i C_i(Q^2, M^2, t) s^{\alpha_i(t)}$$

In general, several trajectories are needed to reproduce all the data, but the two dominant ones at high energy are the hard and the soft pomerons. Both are supposed to have universal trajectories. The effective intercept thus comes from mixing these two pomerons with coefficients that depend on Q^2 and M . Following these ideas, Donnachie and Landshoff were able to reproduce all the data from HERA. The hard pomeron intercept was fitted to $\alpha_H(0) = 1.4372$, so that the small- x measurements of F_2 were reproduced [4]. The fit was then extended to higher values of x [5], and was made compatible with DGLAP evolution [6], so that partonic distributions could be obtained from it [7]. These ideas were also applied to vector-meson quasielastic photoproduction [8], which are also well reproduced in a 2-pomeron model, when the couplings of the pomerons depend on the mass of the produced meson. The fits to these processes, which now involve an interference between the hard and the soft pomeron, lead to compatible values for the hard-pomeron intercept, and to an estimate for its slope: $\alpha'_H \approx 0.1 \text{ GeV}^{-2}$, while the soft pomeron trajectory remains as in Eq. (1).

So the addition of a hard pomeron leads to a good description of the data at HERA. But if the hard pomeron is a universal exchange, then one would expect it to be present even in soft data. It is indeed unlikely that the couplings become exactly zero for all on-shell light hadrons, especially if we remember that they vary in photoproduction with the mass of the produced mesons. This prompted us to reconsider the fits to total cross sections and to the real part of the elastic amplitude.

3 The hard component of soft data

The main motivation of [9] was in fact to understand why the soft pomeron model of Eq. (1) could provide a good fit to total cross sections for $\sqrt{s} \geq 5 \text{ GeV}$, while it failed to reproduce the data for $\rho(0)$ [10]. Hence the paper used integral dispersion relations in a rather careful way, and tried to check whether lifting totally the degeneracy of the dominant meson trajectories would help. It was then found that if one added a new crossing-even trajectory, its intercept would automatically go to a value around 1.4, and the quality of the fit would become comparable to that of the best parameterisations of [10]. A careful analysis of the results shows that the main improvement comes from the fit to πp and $K p$ data, while the pp and $\bar{p}p$ fit is not affected. In fact the coefficient of the hard pomeron is essentially zero in this case, which explains why this contribution was not considered before [11]. The reason for this decoupling is clear: the inclusion of a hard pomeron makes the cross sections rise very fast, so that unitarity corrections must be considered between the ISR and the Sp̄pS energies¹.

So our strategy was to fit data below 100 GeV, which gave us the following results:

- the hard pomeron intercept is

$$\alpha_H = 1.45 \pm 0.01;$$

¹See O.V. Selyugin's contribution to these proceedings.

- if we write the coefficients of the amplitude for $ab \rightarrow ab$ elastic scattering as $g_a g_b$, we obtain an inverse hierarchy:

$$g_K \approx 1.1 g_\pi \approx 3.2 g_p.$$

The hard pomeron seems to couple more to smaller objects.

- As the amplitude is described by simple-pole singularities, its terms should obey Regge factorisation, which can be tested by deriving the amplitude for $\gamma\gamma$ scattering from the amplitudes for pp and γp scattering. The resulting cross section does reproduce the LEP measurement, favouring the deconvolution with PHOJET. The hard pomeron singularity must then be rather close to a simple pole.

After this study, three of us considered the off-forward case [12]. We limited ourselves to the first cone $|t| < 0.5 \text{ GeV}^2$, so that we would not have to deal with multiple exchanges, or with the question of the odderon, and found that many data sets had problems at small $|t|$, so that we also used $|t| > 0.1 \text{ GeV}^2$. The elastic ap amplitude is then given by

$$A_{2 \rightarrow 2}^{ap} = C_H^{ap} F_H^p(t) F_H^a(t) s^{\alpha_H} + C_S^{ap} F_S^p(t) F_S^a(t) + \text{meson contributions},$$

with $F_i(0) = 1$. The dataset we fitted to includes all the available data for pp , $\bar{p}p$, Kp and πp elastic scattering, which we extracted from the HEPDATA system [13], checked, and compiled in a unique format. The resulting database², contains about 10000 points, more than 2000 of which fall in the t interval considered here, and at $\sqrt{s} \leq 100 \text{ GeV}$. Because of this large number of points, we were able to extract the form factors $F_i(t)$ directly from the data, by fitting small intervals $t_j \pm \Delta t_j$ to constant $F_i(t_j)$, and by later fitting smooth curves to these values. The resulting form factors are shown in Fig. 1. There is enough data in the proton case to distinguish between the hard pomeron and the soft pomeron, but we had to assume they were degenerate in the πp and Kp cases. For the meson exchanges, we assumed that $C = +1$ and $C = -1$ trajectories were not degenerate, and found that both form factors had zeroes which we took into account by multiplying standard form factors by a function $Z(t)$ which is asymptotically 1 but changes sign at $t \approx -0.15 \text{ GeV}^2$ for the $C = -1$ trajectory and at $t \approx -0.47 \text{ GeV}^2$ for the $C = +1$ meson trajectory.

Using direct extraction of the form factors from data produces a remarkably good fit, with a $\chi^2/dof = 0.95$, partially shown in Fig. 2. Note that we had to exclude a few datasets which had gross disagreements with the others (about 100 points). Besides the form factors, it also produces trajectories for the pomerons. We find that

$$\alpha_S = 1.07 + 0.3t \quad (2)$$

$$\alpha_H(t) = 1.45 + 0.1t \quad (3)$$

Although the central value of the hard pomeron slope is in perfect agreement with [8], one must mention that it has a large error, as it is correlated with the choice of form factor for the hard pomeron.

²available at <http://www.theo.phys.ulg.ac.be/~cudell/data/>

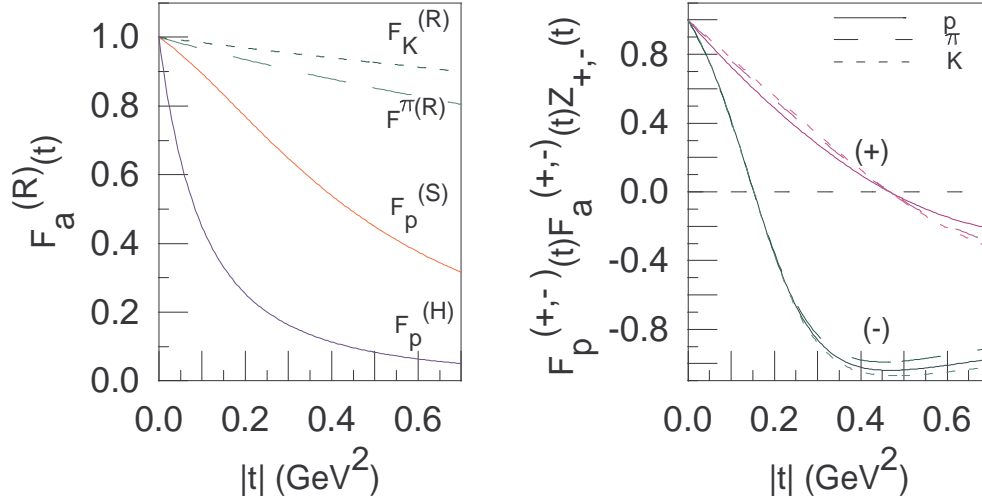


Fig. 1: Form factors for the various exchange terms, for $|t| \leq 0.5 \text{ GeV}^2$. The left figure gives the form factors of the two pomerons which are different in the proton case, but taken as identical for mesons ($F^{(R)}$ is the pomeron form factor for both soft and hard pomerons in that case). The right figure shows the form factor of the dominant $C = \pm 1$ meson exchanges.

4 Unitarisation and high energies

As explained above, we have had to consider the hard pomeron at low energy $\sqrt{s} \leq 100 \text{ GeV}$. In order to make contact with higher-energy data, and with LHC physics, it is clear that multiple exchanges have to be considered. The problem of their inclusion is however far from solved. Considerable progress has been made recently in addressing the unitarisation of the BFKL pomeron in a perturbative setting, based on the idea of the saturation of the gluon density. Although there seems to be some relation between the equations describing parton saturation and conventional unitarisation schemes [14], it is far from clear whether one can extend these perturbative methods to a soft regime.

In [10], it was shown that a variety of analytic parameterisations leads to a total LHC cross section between 85 and 117 mb. We showed in [9] that a model including a hard pomeron could lead to a cross section compatible with these limits, provided one used an extended eikonal scheme.

However, two of us have considered in [15] more traditional schemes, i.e. the saturation of the profile function when it reaches the black-disk limit, or the standard one-channel eikonal. The former has the advantage to keep the simple-pole nature of the hard pomeron, so that the low-energy fit is not affected, whereas the latter implies a refitting, which however does not change the parameters significantly. Interestingly, both schemes predict a large cross section at the LHC, of the order of 150 mb, as show in Fig. 2. It thus seems possible to evade the bound presented in [10], provided a universal hard pomeron trajectory is present even in soft scattering. Note that such a trajectory would have consequences not only for the total cross section, but also for the value of the ρ parameter and for the slope of the differential cross section $B(t)$, hence it is very important that all these be measured at the LHC.

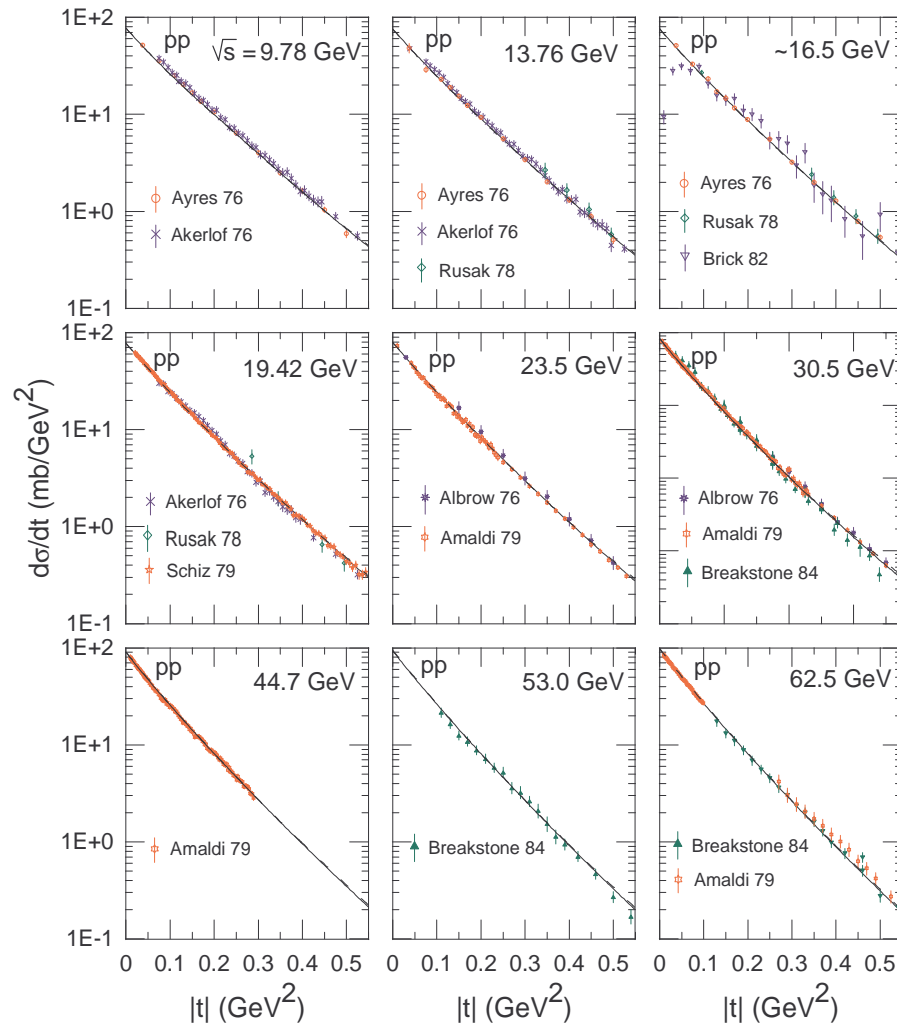


Fig. 2: Fit to elastic differential cross sections in the pp case.

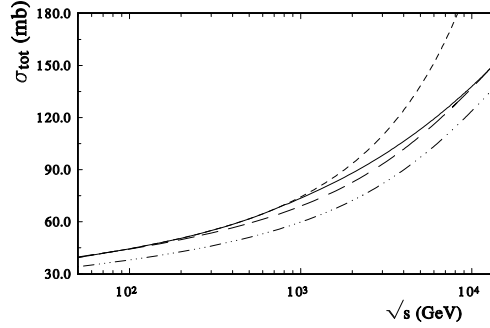


Fig. 3: The total cross section as a function of \sqrt{s} , for the bare amplitude (short dashes), a saturated amplitude (plain curve), an eikonalised amplitude (dash-dot-dot), and for a refitted eikonal (long dashes).

5 Conclusion

The idea of universal exchanges of Regge trajectories is an old one, which has been very fruitful in describing hadronic scattering data. It may in fact be the only way to get a grasp on these processes, which escape perturbation theory. The data of HERA have taught us that a hard singularity is present in $\gamma^{(*)}p$ scattering for large Q^2 and for large masses. It is natural to assume that such a singularity is also present in other hadronic processes, even at small Q^2 or for small masses. We have found that the inclusion of a hard pomeron in fits to soft data appreciably improves the description of the data at energies below 100 GeV. The coupling of the hard pomeron is then only a few percents of that of the soft pomeron, but this is enough to reach the black disk limit around 1 TeV. One then needs to worry about multiple exchanges, and this makes predictions for the LHC quite uncertain.

One can say that the observation of a cross section lower than 117 mb would disfavour the ideas presented here, as the unitarisation scheme needed would have to use strong rescatterings, which have no reason to disappear at low energy. On the other hand, the observation of a cross section higher than 117 mb would be a strong indication that a hard singularity is there in soft data. If this is the case, rescattering/saturation effects will modify not only σ_{tot} but also ρ and $B(t)$. It thus seems a good idea to devise a strategy to measure these quantities in an independent way at the LHC.

Acknowledgements: The authors would like to thank P.V. Landshoff for helpful discussions and M. Diehl for his careful editing. O.S. gratefully acknowledges financial support from FRNS and would like to thank the University of Liège where part of this work was done.

References

- [1] A. Donnachie and P. V. Landshoff, Phys. Lett. **B296**, 227 (1992). hep-ph/9209205.
- [2] ZEUS Collaboration, A. Levy, Acta Phys. Polon. **B33**, 3547 (2002). hep-ex/0206048;
H1 Collaboration, R. Devenish (2002). hep-ex/0208043.
- [3] A. Donnachie and P. V. Landshoff, Phys. Lett. **B437**, 408 (1998). hep-ph/9806344.
- [4] A. Donnachie and P. V. Landshoff, Phys. Lett. **B518**, 63 (2001). hep-ph/0105088.

- [5] A. Donnachie and P. V. Landshoff, Phys. Lett. **B533**, 277 (2002). hep-ph/0111427.
- [6] J. R. Cudell, A. Donnachie, and P. V. Landshoff, Phys. Lett. **B448**, 281 (1999). hep-ph/9901222.
- [7] A. Donnachie and P. V. Landshoff, Phys. Lett. **B550**, 160 (2002). hep-ph/0204165.
- [8] A. Donnachie and P. V. Landshoff, Phys. Lett. **B478**, 146 (2000). hep-ph/9912312.
- [9] J. R. Cudell, E. Martynov, O. V. Selyugin, and A. Lengyel, Phys. Lett. **B587**, 78 (2004). hep-ph/0310198.
- [10] COMPETE Collaboration, J. R. Cudell *et al.*, Phys. Rev. Lett. **89**, 201801 (2002). hep-ph/0206172.
- [11] J. R. Cudell *et al.*, Phys. Rev. **D65**, 074024 (2002). hep-ph/0107219.
- [12] J. R. Cudell, A. Lengyel, and E. Martynov, Phys. Rev. **D73**, 034008 (2006). hep-ph/0511073.
- [13] M. Whalley. DPDG-97-02.
- [14] O. V. Selyugin and J. R. Cudell, PoS **DIFF2006**, 057 (2006). hep-ph/0611077.
- [15] J. R. Cudell and O. V. Selyugin (2006). hep-ph/0612046.