

# Electronic structure and magnetic properties of pyroxenes (Li,Na)TM(Si,Ge)<sub>2</sub>O<sub>6</sub>: Low-dimensional magnets with 90° bonds

S.V. Streltsov<sup>1,2</sup> and D.I. Khomskii<sup>3</sup>

<sup>1</sup>*Institute of Metal Physics, S.Kovalevskoy St. 18, 620041 Ekaterinburg GSP-170, Russia*

<sup>2</sup>*Ural State Technical University, Mira St. 19, 620002 Ekaterinburg, Russia\**

<sup>3</sup>*II. Physikalisches Institut, Universität zu Köln, Zùlpicher Straße 77, D-50937 Köln, Germany*

(Dated: November 1, 2018)

The results of the LSDA+U calculations for pyroxenes with diverse magnetic properties (Li,Na)TM(Si,Ge)<sub>2</sub>O<sub>6</sub>, where TM is the transition metal ion (Ti,V,Cr,Mn,Fe), are presented. We show that the anisotropic orbital ordering results in the spin-gap formation in NaTiSi<sub>2</sub>O<sub>6</sub>. The detailed analysis of different contributions to the intrachain exchange interactions for pyroxenes is performed both analytically using perturbation theory and basing on the results of the band structure calculations. The antiferromagnetic  $t_{2g} - t_{2g}$  exchange is found to decrease gradually in going from Ti to Fe. It turns out to be nearly compensated by ferromagnetic interaction between half-filled  $t_{2g}$  and empty  $e_g$  orbitals in Cr-based pyroxenes. The fine-tuning of the interaction parameters by the crystal structure results in the ferromagnetism for NaCrGe<sub>2</sub>O<sub>6</sub>. Further increase of the total number of electrons and occupation of  $e_g$  sub-shell makes the  $t_{2g} - e_g$  contribution and total exchange interaction antiferromagnetic for Mn- and Fe-based pyroxenes. Strong oxygen polarization was found in Fe-based pyroxenes. It is shown that this effect leads to a considerable reduction of antiferromagnetic intrachain exchange. The obtained results may serve as a basis for the analysis of diverse magnetic properties of pyroxenes, including those with recently discovered multiferroic behavior.

PACS numbers: 72.80.Ga, 71.20.-b, 74.25.Ha

## I. INTRODUCTION

Pyroxenes with the general formula AMX<sub>2</sub>O<sub>6</sub> are an extremely rich class of compounds. Here  $A$  may be alkali Na, Li or alkaline-earths Ca, Sr,... elements,  $M$ —different metals with the valence 3+,  $X$  is most typically Si<sup>4+</sup>, but also Ge<sup>4+</sup> and even could be V<sup>5+</sup>. These systems are best known in geology and mineralogy: they are one of the main rock-forming minerals in the Earth's crust, and are also found on the Moon, planets and in meteorites. One of the pyroxenes, NaCrSi<sub>2</sub>O<sub>6</sub>, may be found in natural form only in meteorites, which is reflected in its name: mineral kosmochlore. Another one, NaAlSi<sub>2</sub>O<sub>6</sub>, is the famous Chinese jade. For the condensed matter physics the pyroxenes with  $M$  a transition metal (TM), are of particular interest because of their rich and interesting magnetic properties.

Structurally magnetic sub-system in pyroxenes is quasi-one-dimensional: TMO<sub>6</sub> octahedra form edge-sharing zig-zag chains connected by the chains of XO<sub>4</sub> tetrahedra (see Fig. 1). Two aspects are here especially important. First of all the edge-sharing character with  $TM-O-TM$  angle close, but not exactly equals to 90°, which results in the competition between different contributions to the super-exchange (see Sec. II). Secondly a “shifted” packing of neighboring TM-chains leads to the situation, when every TM ion is connected (via own O and XO<sub>4</sub> tetrahedra) with two TM ions in neighboring

chain. Thus, the general topology of exchange interaction is triangular-like, see Fig. 2(a), and the magnetic system may be frustrated.

Both these factors may lead to nontrivial magnetic properties of pyroxenes, which are indeed observed exper-

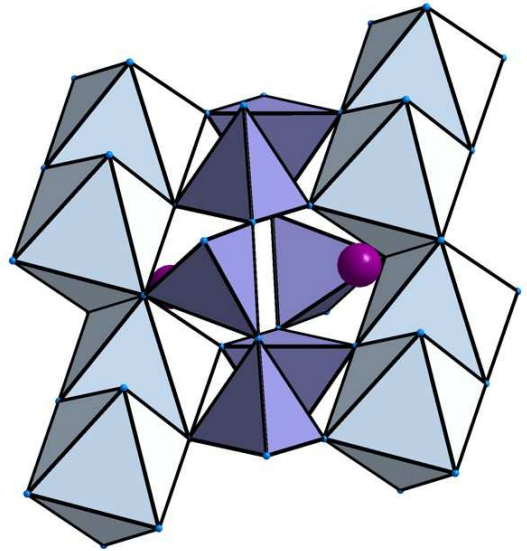


FIG. 1: (color online) Crystal structure of pyroxenes. Two chains made of TMO<sub>6</sub> octahedra and its connections via XO<sub>4</sub> (where  $X$  is usually Si or Ge) tetrahedra are shown. Purple balls represent Li(Na) ions.

\*Electronic address: streltsov@optics.imp.uran.ru

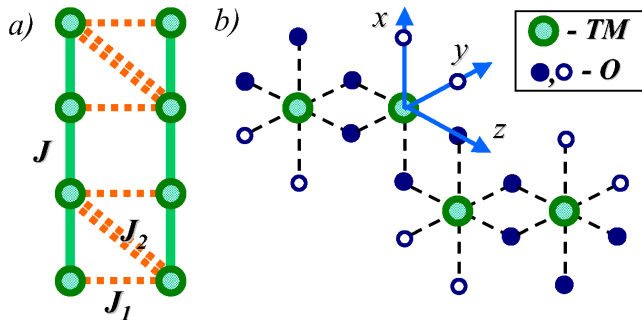


FIG. 2: (color online). (a) Triangular-like topology of the TM network in pyroxenes. Solid lines are intrachain links, dashed and double-dashed lines are the interchain connection via one or two XO<sub>4</sub> tetrahedra;  $J$ ,  $J_1$  and  $J_2$  are corresponding exchange parameters. (b) Sketch of the one of TMO<sub>6</sub> chains. Two different types oxygens are shown. Those depicted as solid circles belongs to two different TMO<sub>6</sub> octahedra, open circle - only to one. The latter oxygens are called “side-oxygens” in the text. The natural choice of the local coordinate system (LCS), when  $z$ -axis is directed along the single 180° O-TM-O bond connecting two neighboring TMO<sub>6</sub> octahedra, is shown.

imentally, although for most of them the detailed studies are still absent. There are among them antiferromagnetic (e.g. (Li,Na)V(Si,Ge)<sub>2</sub>O<sub>6</sub> [4], (Li,Na)FeSi<sub>2</sub>O<sub>6</sub> [5]) and even ferromagnetic (e.g. NaCrGe<sub>2</sub>O<sub>6</sub> [6]) insulators. Some of the pyroxenes have the ground state with the spin gap: CaCuGe<sub>2</sub>O<sub>6</sub> [7], NaTiSi<sub>2</sub>O<sub>6</sub> [8, 9], although the nature of such a state is apparently different: this seems to be due to formation of interchain dimers in CaCuGe<sub>2</sub>O<sub>6</sub> [10], and due to the intrachain dimerization in NaTiSi<sub>2</sub>O<sub>6</sub>, stabilized by the special type of orbital order [8, 9, 11].

Finally a new twist in this story is the recent discovery that the pyroxenes apparently form a new class of multiferroics [1]. It was found that at least three of them, NaFeSi<sub>2</sub>O<sub>6</sub>, LiFeSi<sub>2</sub>O<sub>6</sub> and LiCrSi<sub>2</sub>O<sub>6</sub>, develop an electric polarization in a magnetically-ordered state, below  $\sim 6$  K in NaFeSi<sub>2</sub>O<sub>6</sub>,  $\sim 18$  K in LiFeSi<sub>2</sub>O<sub>6</sub> and  $\sim 11$  K in LiCrSi<sub>2</sub>O<sub>6</sub>. Similar to other multiferroics with magnetically-driven ferroelectricity (see e.g. reviews [2, 3]), electric polarization in them can be strongly modified by a magnetic field. Note also that the most pyroxenes are insulating (often beautifully-colored crystals), which makes them especially good for studying eventual ferroelectricity.

To understand magnetic properties of this large and important class of compounds, and especially to have a better understanding of the possible mechanism of multiferroic behavior in them, it is desirable to know the details of the exchange coupling. The knowledge of orbital occupancy is also very important, both in connection with their structure and for determining the details

of exchange interactions. To reach this goal, and also to provide better understanding of an electronic structure of pyroxenes in general, we undertook a detailed theoretical investigation of these problems, concentrating on systems with  $A=\text{Na, Li}$ ;  $X=\text{Si, Ge}$  and different trivalent TM ions. We carried out detailed ab-initio calculations, and in particular obtained the values of the exchange constants. Besides these values themselves, which can be useful for interpreting the properties of real materials, we paid main attention to the study of the systematics of the exchange in different compounds of this large class, and to particular mechanisms, or partial contributions of different exchange passes to the total exchange. General conclusions reached are important for the analysis of the multiferroic behavior in pyroxenes, they may be useful also for understanding of the properties of pyroxenes with alkaline-earths  $A$  ions such as e.g. CaMnSi<sub>2</sub>O<sub>6</sub> and may serve as a very good illustration of different tendencies in exchange couplings in systems with complicated geometry in general.

## II. DIFFERENT CONTRIBUTIONS TO EXCHANGE

Before presenting the results of our ab-initio calculations, let us first discuss different mechanisms of the intrachain exchange interaction. The explicit expressions for it may be calculated using the perturbation theory in  $t/U_{dd}$  or  $t/\Delta$ , where  $t$  is an effective electron hopping (either direct  $d-d$  hopping  $t_{dd}$  or hopping between  $d$ -states of TM and  $2p$ -states of oxygen  $t_{pd}$ ),  $U_{dd}$  is an on-site Coulomb interaction, and  $\Delta$  is a charge-transfer energy (energy of the promotion of an electron from  $2p$ -states of oxygen to  $3d$ -states of TM).

The main motive of the intrachain packing of TM ions in pyroxenes is the edge-sharing packing of TMO<sub>6</sub> octahedra (see Fig. 1), with 90° TM-O-TM bonds for (half)filled  $t_{2g} - t_{2g}$  and  $t_{2g} - e_g$  orbitals. This implies that one of the important contributions will be a direct exchange between partially-filled  $t_{2g}$  orbitals, the lobes of which look towards neighboring TM ions. This contribution to the total exchange will be AFM and proportional to

$$J_{t_{2g}-t_{2g}} \sim \frac{t_{t_{2g}-t_{2g}}^2}{U_{dd}}, \quad (1)$$

where  $t_{t_{2g}-t_{2g}}$  is the  $t_{2g} - t_{2g}$  hopping parameter due to direct overlap of  $d$ -wave functions. Since consecutive TM-O-TM planes in zig-zag TM-chains are rotated by 90° (see Fig. 2b), specific orbital pattern will be crucial for this contribution. This, in particular, leads to strongly alternating exchange in NaTiSi<sub>2</sub>O<sub>6</sub>, determining the appearance of the spin gap in it (see Sec. IV). On the other hand, corresponding orbital occupation in

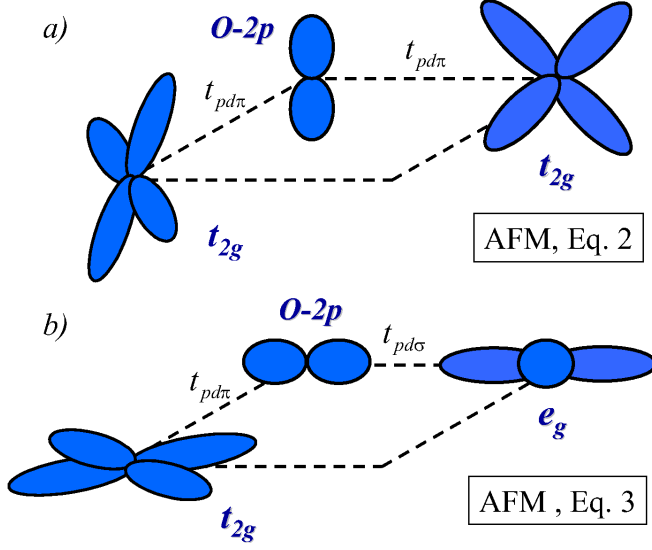


FIG. 3: (color online). Typical orbital ordering between two occupied TM  $d$ -orbitals via the same O-2p orbital, which results to AFM interaction for the case of  $90^\circ$  TM-O-TM bond.

V pyroxenes does not lead to an alternating exchange (Sec. V). And of course for  $t_{2g}^3$  occupation, as for  $\text{Cr}^{3+}$  or  $\text{Fe}^{3+}$ , all the pairs between neighboring TM ions belonging to the same chain would have equal contributions to this part of the exchange.

Due to decrease of the radius of  $d$ -orbitals and with it of  $t_{2g} - t_{2g}$  hopping, this direct exchange is expected to strongly diminish in going from Ti to Fe pyroxenes, see below. Note that we use the terminology “direct exchange” for the exchange caused by the direct  $d-d$  overlap and hopping, and reserve the term “super-exchange” for the exchange mediated by oxygens [12].

Besides direct  $d-d$  hopping,  $p-d$  hybridization leads to an important contribution to the total exchange due to TM-O-TM hopping. Different possible situations leading to a super-exchange via oxygens are illustrated in Figs. 3-5. In these figures (half) occupied orbitals of TM are shown as filled (blue or hatched red), and empty orbitals - as empty (white) ones. From these figures it is clear that the corresponding contributions can be both antiferro- and ferromagnetic.

The simplest case is that of Fig. 3(a). Here half-filled orbitals at neighboring TM's overlap with the same oxygen  $p$ -orbital. According to the usual rules [13] this antiferro-orbital ordering gives a substantial AFM exchange:

$$J_{t_{2g}-t_{2g}}^{SE} \sim \frac{t_{pd\pi}^4}{\Delta^2} \left( \frac{1}{2\Delta + U_{pp}} + \frac{1}{U_{dd}} \right); \quad (2)$$

here  $t_{pd\pi}$  is the  $\pi$ -hopping between  $t_{2g}$  and  $2p$ -orbitals. It is important that the magnitude of  $t_{2g} - O - t_{2g}$  ( $e_g - O - e_g$ ) exchange presented in Eq. (2) does not strongly depend on the TM-O-TM angle  $\alpha$  (only via dependence

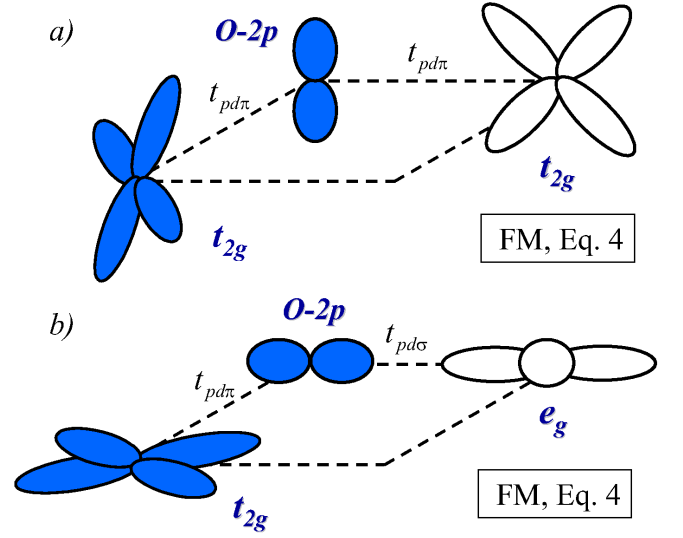


FIG. 4: (color online). Typical orbital ordering between occupied (filled) and unoccupied (unfilled)  $d$ -orbitals of TM via the same O-2p orbital, which results to FM interaction for the case of  $90^\circ$  TM-O-TM bond.

of  $t_{pd}$  hopping on  $\alpha$ ). First and second contributions are due to the correlation and delocalization effects in terminology of Ref. 13.

Similarly, in the case of Fig. 3(b) half-filled  $t_{2g}$  and  $e_g$  orbitals overlap via the same oxygen orbital, which gives even stronger AFM exchange

$$J_{t_{2g}-e_g}^{SE} \sim \frac{t_{pd\pi}^2 t_{pd\sigma}^2}{\Delta^2} \left( \frac{1}{2\Delta + U_{pp}} + \frac{1}{U_{dd}} \right), \quad (3)$$

where  $t_{pd\sigma}$  is the hopping between  $e_g$  orbital of TM and  $2p$ -orbital of oxygen directed towards it.  $t_{pd\sigma}$  is approximately two times larger than  $t_{pd\pi}$  [14].

If the hopping is only possible from the occupied to an empty  $d$ -orbital, or if occupied orbitals of TM do not overlap with the same oxygen  $p$ -orbital, the resulting contribution to the exchange turns out to be ferromagnetic.

First of all let us consider the situation when one of  $d$ -orbitals is empty and it overlaps with the same oxygen  $p$ -orbitals, as the occupied  $d$ -orbital, see Fig. 4(a,b). Then electrons can virtually hop to this empty orbital, but the Hund's rule coupling  $J_H^{TM}$  tends to orient spins at an ion parallel. This will result in a FM exchange:

$$J_{t_{2g}-t_{2g}/e_g}^{SE} \sim -\frac{t_{pdm}^2 t_{pdm'}^2}{\Delta^2} \left( \frac{J_H^{TM}}{(2\Delta + U_{pp})^2} + \frac{J_H^{TM}}{U_{dd}^2} \right). \quad (4)$$

Note that  $J_H^{TM}$  here is the Hund's energy gain when we put an extra electron with parallel spin to the original state of a TM ion, i.e. depending on the total spin of the latter  $J_H^{TM}$  may be equal e.g. to twice the usual atomic value of  $J_H \sim 0.8$  eV for  $3d$ -series when the spin of the

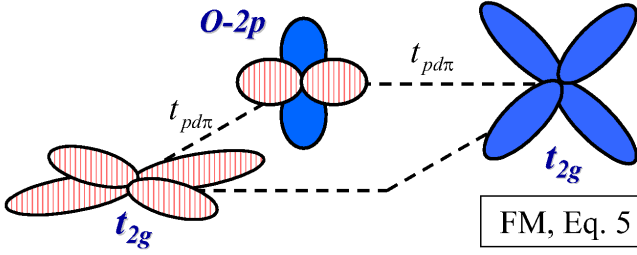


FIG. 5: (color online). Typical orbital ordering between two occupied  $d$ -orbitals of TM via *different* O- $2p$  orbitals, which results in a FM interaction for the case of  $90^\circ$  TM-O-TM bond.

TM ion is  $S = 1$  (two electrons with parallel spins as in  $V^{3+}$ ), or  $3J_H$ , as for  $Cr^{3+}$  ( $d^3$ ,  $S = 3/2$ ). This may enhance the ferromagnetic contribution in certain cases (in particular for Cr systems).

The last contribution to the total  $d-d$  exchange interaction is coming from the overlap of occupied  $d$ -orbitals with different (orthogonal)  $2p$ -orbitals. Typical orbital pattern for this situation is shown in Fig. 5, but one may draw similar pictures also for the case of  $e_g/e_g$  or  $e_g/t_{2g}$  orbitals. This exchange will be FM and again because of the Hund's rule, but in this case acting in oxygen  $2p$ -shell. With such an overlap the consecutive hopping of the electrons from one  $d$ -ion to another one through oxygen  $p$ -shell (delocalization exchange of Ref. 13) turns out to be forbidden. Two oxygen's electrons are hopping to different TM ions instead. Because of the Hund's coupling on oxygen ( $J_H^p$ ) the FM ordering becomes more favorable:

$$J_{t_{2g}/e_g-t_{2g}/e_g}^{SE} \sim -\frac{t_{pdm}^2 t_{pdm'}^2 J_H^p}{\Delta^2 (2\Delta + U_{pp})^2}, \quad (5)$$

Note that  $t_{pdm}$  in the expressions (4) and (5) may be  $t_{pd\pi}$  or  $t_{pd\sigma}$ , depending on the particular case. For instance, for the case depicted in Fig. 4(b) one them is  $t_{pd\pi}$  and another  $t_{pd\sigma}$ .

In order to describe magnetic interactions in a particular pyroxene one has to include in general all possible contributions discussed above, via both common oxygens, and take into account several general trends.

First of all, the radius of  $d$ -states ( $r_d$ ) and with them the direct  $d-d$  ( $t_{dd}$ ) hoppings decrease going from the light to heavy TM (from Ti, V to Fe). According to the famous Harrison scaling [14],

$$t_{dd} \sim \frac{r_d^3}{D^5}, \quad (6)$$

where  $D$  is the distance between TM. Taking into account typical values for  $r_d$  presented in Ref. 14 and assuming that  $D$  is the same, we found that  $t_{dd}^{Ti} \sim 2.5 t_{dd}^{Fe}$ . Thus,

only this effect may provide suppression of the direct exchange in Fe-based pyroxenes comparing with those based on Ti by a factor of 6. Secondly, the distance between TM ions  $D$  by itself strongly affects the exchange coupling, as seen from Eq. (6). Third, there exist the strong increase of  $U_{dd}$  and decrease of the charge-transfer energy  $\Delta$  for the late TM's.  $\Delta$  enters the expressions Eq. (2)-(5) in the denominators either as  $\Delta^2$  or even as  $\Delta^4$  and plays very important role. For  $Ti^{3+}$   $\Delta$  equals to 6 eV, whereas for  $Fe^{3+}$  it is 2.5 eV only [15]. This factor leads for the late  $3d$ -elements to an increase of the role of super-exchange via oxygen, which competes with the direct  $d-d$  exchange dominating in early TM's.

The qualitative discussion presented in this section will serve as a framework for interpreting the results of the following sections. As we will see, all these factors are quite important and indeed determine the tendencies of exchange constants in pyroxenes and many other systems with  $90^\circ$  TM-O-TM bonds.

### III. COMPUTATIONAL DETAILS

Crystallographic data used in the calculations were taken from the following papers:  $NaTiSi_2O_6$  ( $T=100$  K, space group P-1) [16],  $LiVSi_2O_6$  ( $T=293$  K, space group C2/c) [17],  $NaVSi_2O_6$  ( $T=296$  K, space group C2/c) [18],  $LiCrSi_2O_6$  ( $T=100$  K, space group P2<sub>1</sub>/c) [19],  $NaCrSi_2O_6$  ( $T=300$  K, space group C2/c) [20],  $NaCrGe_2O_6$  ( $T=293$  K, space group C2/c) [21],  $NaMnSi_2O_6$  ( $T=302$  K, space group C2/c) [22],  $NaFeSi_2O_6$  ( $T=14$  K, space group C2/c) [23],  $LiFeSi_2O_6$  ( $T=100$  K, space group P2<sub>1</sub>/c) [5].

There is a controversy in the literature about the crystal structure of  $NaVGe_2O_6$  and  $LiVGe_2O_6$ . Although all the studies were performed for the room temperature, the difference in lattice parameters exceeds 0.3 Å for  $NaVGe_2O_6$  [4, 24]. There is also uncertainty about the space group for this material [24, 25]. In contrast to  $NaVGe_2O_6$ , there is no striking disagreement about the crystal structure of  $LiVGe_2O_6$  in Ref. 4, 24. However, we were not able to reproduce distances presented in Ref. 24 from their crystal structure. Therefore, the study of electronic and magnetic properties of both  $NaVGe_2O_6$  and  $LiVGe_2O_6$  was postponed for the future, when all the problems about the crystal structure of these compounds would be resolved.

The primary calculations were performed within the framework of the linear muffin-tin orbitals method [27]. The values of on-site Coulomb interaction ( $U$ ) and Hund's rule coupling ( $J_H$ ) parameters were taken as following:  $U_{Ti} = 3.3$  eV,  $U_V = 3.5$  eV,  $U_{Cr} = 3.7$  eV,  $U_{Mn,Fe} = 4.5$  eV;  $J_H = 0.8$  eV for Ti, V and Cr,  $J_H = 0.9$  eV for Mn and  $J_H = 1$  eV for Fe. The values of  $U$  and  $J_H$  for Ti were calculated for the same Ti radii in Ref. [26]. For other TM those parameters were taken as an average in wide variety of values of  $U$  and  $J_H$  for  $TM^{3+}$  ions presented in the literature. For the material



with small values of exchange parameters (cromates) we checked that the small variation of  $U$  ( $\pm 0.5\text{eV}$ ) doesn't change magnetic ground state.

Instead of LDA+U approximation used in Ref. 9, we utilized LSDA+U approach in the present paper. The difference between these two methods is in the parts of the Hamiltonian allowed to be spin polarized. In the LDA+U method only d-shell of the transition metal ions may be spin-polarized; for all the other ions different spin-states are averaged out. This allows more easy account of the double counting in LDA+U formalism, but does not treat correctly the effects of possible spin polarization of oxygens, which significantly restricts the applicability of the method to more complex systems. We found the noticeable spin polarization of oxygens for the late TM pyroxenes (Mn, Fe, see Sec. VII) in the LSDA+U calculations and used this approach for the whole series. For the Ti and V systems the effects of oxygen polarization is insignificant and these two approximations give essentially the same results. For Fe-based pyroxenes LDA+U overestimated exchange constants by as much as  $\sim 25 - 30\%$ .

The second difference from the Ref. 9 is the more careful choice of the MT-radii. We found that for not uniform atom distribution in dimerized  $\text{NaTiSi}_2\text{O}_6$  the LMTO calculation is very sensitive to the radii of Na MT-sphere. As a result of too large  $R_{Na} = 3.5$  a.u. used in Ref. 9, Na ion takes the electrons in excess, which leads to the significant overestimate of the exchange constant. In the present paper we used  $R_{Na} = 3.3$  a.u. for all pyroxenes. This choice of  $R_{Na}$  results in a good agreement with the band structure and exchange constants obtained in the pseudo-potential calculations, as it will be discussed in Sec. IV. Note, however, that the main conclusions about the importance of the strong Coulomb correlations made in Ref. 9 are valid, and do not depend on the choice of  $R_{Na}$ . In addition, it is interesting enough that only the results for  $\text{NaTiSi}_2\text{O}_6$  significantly depend on the  $R_{Na}$ . Other pyroxenes do not show such a strong dependence. For instance, by going from  $R_{Na} = 3.5$  a.u. to  $R_{Na} = 3.3$  a.u. for  $\text{NaCrGe}_2\text{O}_6$ , the exchange constants change by 1.1 K, and for  $\text{NaCrSi}_2\text{O}_6$  – even less, 0.2 K.

The radii of other elements were set as following:  $R_O = 1.65 - 1.75$  a.u.,  $R_{Si,Ge} = 1.9$  a.u.,  $R_{Li} = 2.9$  a.u. The radii of transition metals were chosen to be  $R_{TM} = 2.4 - 2.67$  a.u.

The Ti, V, Cr, Mn, Fe(4s, 4p, 3d), O(2s, 2p, 3d), Si(3s, 3p, 3d), Ge(4s, 4p, 4d), Li(2s, 2p, 3d) and Na(3s, 3p, 3d) orbitals were included to the orbital basis set in our calculations. The Brillouin-zone (BZ) integration in the course of the self-consistency iterations was performed over a mesh of 64  $\mathbf{k}$ -points in the irreducible part of the BZ. For those systems for which exchange parameters are particularly small, the calculation was checked by the finer mesh of 216

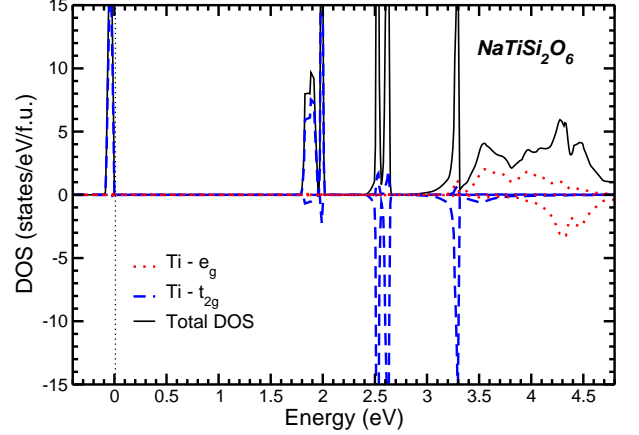


FIG. 6: (color online). Total and projected DOS for  $\text{NaTiSi}_2\text{O}_6$  obtained in LSDA+U calculation. Total DOS is the sum for both spins. Up (down) panel corresponds to spin majority (minority). Fermi level is zero energy.

$\mathbf{k}$ -points.

In our notations, Heisenberg Hamiltonian is written in the following form:

$$H = \sum_{ij} J_{ij} \vec{S}_i \vec{S}_j, \quad (7)$$

where summation runs twice over every pair  $i, j$ .  $J$  were computed in the framework of Lichtenstein's exchange interaction parameter (LEIP) calculation procedure [28]. According to the LEIP formalism, exchange constants  $J$  can be calculated as the second derivatives of the energy variation at small spin rotation. For  $s = 1/2$

$$J_{ij} = \frac{\text{Im}}{\pi} \int_{-\infty}^{E_F} d\epsilon \sum_{\substack{m, m' \\ m'', m'''}} \Delta_i^{mm'} G_{ij\downarrow}^{m'm''} \Delta_j^{m''m'''} G_{ji\uparrow}^{m'''m}, \quad (8)$$

where  $m, m', m'', m'''$  are the magnetic quantum numbers,  $i, j$  – the lattice indexes,  $\Delta_i^{mm'} = H_{ii\uparrow}^{mm'} - H_{ii\downarrow}^{mm'}$  is the on-site potential correction due to different spins and the Green's function is calculated in the following way:

$$G_{ij\sigma}^{mm'}(\epsilon) = \sum_{k, n} \frac{c_{i\sigma}^{mn}(k) c_{j\sigma}^{m'n*}(k)}{\epsilon - E_{\sigma}^n}. \quad (9)$$

Here  $\sigma$  is the spin index,  $c_{i\sigma}^{mn}$  is a component of the  $n$ -th eigenstate, and  $E_{\sigma}^n$  is the corresponding eigenvalue. Since transition metal ions are usually magnetic, the Green functions  $G_{ij\sigma}^{mm'}(\epsilon)$  and potential corrections  $\Delta_i^{mm'}$  are computed only for them.

The great advantage of the LEIP procedure is the possibility to calculate not only total  $J$ 's between corresponding sublattices of transition metal ions, but, since

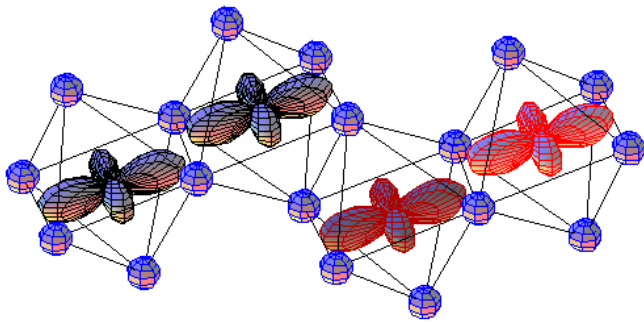


FIG. 7: (color online). The orbital ordering obtained in LSDA+U calculations for  $\text{NaTiSi}_2\text{O}_6$  is shown.

it is linear with respect to the magnetic quantum numbers, one can also compute partial contributions, which come from different  $d$ -orbitals.

These orbitals were defined in the local coordination system (LCS), where axes are orthogonal and directed as much as possible to the neighboring oxygens. The natural choice of the LCS is when the local  $z$ -axis is directed along the only  $180^\circ$   $O - TM - O$  connecting two neighboring  $\text{TMO}_6$  octahedra, see Fig. 2(b). This definition is unique, and it is used for all the pyroxenes studied in the present paper.

Since some of the exchange constants obtained within the LMTO method using LEIP were found to be sensitive to the choice of MT-radii, in the present paper we rechecked the LMTO results by calculating the exchange constants from the total energies in the pseudo-potential PW-SCF code [29]. The formalism of pseudo-potential method does not require the introduction of any atomic spheres. We used ultrasoft pseudo-potentials with non-linear core correction taken from [www.pwscf.org](http://www.pwscf.org) with different forms of exchange-correlation. The plane-wave and kinetic energy cut-off's were chosen to be 40 Ry and 200 Ry, respectively. 216  $k$ -points were used in the course of self-consistency.

Hopping integrals were obtained using Wannier function projection in LMTO method described elsewhere [26, 30]. Small subspace defined by three  $t_{2g}$  orbitals (defined in LCS) per V atom was used in this procedure. Since for all of the considered pyroxenes  $t_{2g}$ -bands are well isolated, resulting projected and initial LDA bands completely coincide.

#### IV. Ti-BASED PYROXENE: $\text{NaTiSi}_2\text{O}_6$ ( $d^1$ )

As it was discussed in details in Sec. I, pyroxenes are made of isolated zig-zag chains of  $\text{TMO}_6$  octahedra. Combination of low dimensionality together with the small value of the spin moment in  $\text{NaTiSi}_2\text{O}_6$  results in an opening of the spin-gap [8, 37]. Here we will show that it becomes possible due to a particular orbital ordering.

Two different models were suggested in order to explain the physical origin of the spin-gap formation. The first one (dimer model) was initially proposed in experimental papers [8, 31] and supported afterward by the LDA+U calculations [9]. It takes into account quite strong dimerization of Ti-Ti chain found in very detailed structural study performed by Redhammer and co-authors [16]. According to this model the ground state of  $\text{NaTiSi}_2\text{O}_6$  consists of spin singlet Ti-Ti dimers, and the spin-gap observed in the experiment is the energy gap between spin singlet and triplet states of these dimers.

In another model (Haldane scenario) [33, 34] Ti-Ti dimers were proposed to be in a spin triplet state and such  $S = 1$  Ti-Ti pairs form the AFM chain, which is known as Haldane chain [32] with the spin-gap  $\Delta_{SG} = 0.41J$ , where  $J$  is the exchange constant.

Thus, the key point in these two scenarios is the degeneracy of the magnetic ground state of Ti-Ti dimer: in the dimers model it is a singlet, but in the Haldane one - a triplet.

It is interesting to note that depending on the situation the pair of metal ions may have quite different degeneracy of the magnetic ground state. In the case of isolated cluster of metal atoms in vacuum, the ions in the pair are very tightly bound and must be considered as one quantum-mechanical object. The bond length of such isolated “metal-metal molecule” respectively is quite small: 1.9 Å for Ti-Ti pair [35]. The spin configuration in this case will be governed by the Hund’s coupling, which favors the state with larger multiplicity. As a result the ground state of isolated metal-metal dimers usually is *not* the singlet one [35].

However the situation in insulating transition metal oxides is qualitatively different. Typical metal-metal distance varies here depending on the type of the crystal structure, but usually it is much larger than in isolated dimers: Ti-Ti distance is 3.1 Å in the edge-sharing octahedral structure of  $\text{NaTiSi}_2\text{O}_6$  [16]. As a result every ion has its own ground state configuration, and the influence of the other ions can be incorporated via perturbation theory [13]. The resulting electronic Hamiltonian can be reduced to a Heisenberg model [36], which is known to have spin-singlet ground state for the dimer. Our band-structure calculations in LSDA+U approximation give the same result: rather strong antiferromagnetic exchange in short Ti-Ti dimers  $J_{intra} = 396$  K, and the weak exchange between dimers  $J_{inter} = 5$  K.

The electronic structure of  $\text{NaTiSi}_2\text{O}_6$ , obtained in the LSDA+U approach is presented in Fig. 6. Both the top of the valence band and bottom of conduction one are formed by Ti-3d states, divided by the band gap of 1.77 eV. Singly occupied Ti-3d orbital has  $zy$ -character. Corresponding ferro-orbital ordering is shown in Fig. 7. In a short Ti-Ti pair it results in a strong direct exchange interaction, which is AFM in agreement with Goodenough-Kanamori-Anderson (GKA) rules [13, 36].

On the other hand, for the long Ti-Ti pairs the orbitals are directed in such a way that the overlap between them is almost zero, which leads to a rather small inter-dimer exchange.

Note that the exchange constants presented above are different from those given in Ref. 9. This is due to a more careful choice of Na MT-radii, as it was discussed in Sec. III. In the present paper we additionally checked the LMTO results by calculating total energies using pseudo-potential PW-SCF code [29]. In order to have reliable result the calculations with the use of two different pseudo-potentials based on Perdew-Wang-91 (PW91) and Perdew-Bruke-Ernzerhof(PBE) exchange potentials were utilized. The total energy difference between FM and AFM solutions were found to be 398 K for PW91 and 395 K for PBE, which are very closed to the present LMTO results.

One should be careful comparing exchange constants obtained in the band structure calculation with the value of the spin gap. This is due to strong quantum effects. What is indeed calculated by any mean-field method are the total energies for AFM and FM configurations (or the change of these energies with respect to the small rotation angle of spins, as in LEIP, which is essentially the same). For the case of isolated dimer  $s = 1/2$  and Heisenberg model defined by Eq. (7) the total energy difference between FM and AFM configuration equals to  $J$ . The spin gap  $\Delta_{SG}$  is the energy difference between *quantum* singlet and triplet states, which are not the same as collinear AFM and FM states. For the  $s = 1/2$  the spin-gap  $\Delta_{SG} = 2J$ . The spin-gap obtained for NaTiSi<sub>2</sub>O<sub>6</sub> using different experimental methods is about 600-700 K [37]. This agrees with  $\Delta_{SG} \sim 790$  K calculated in the presented paper.

## V. V-BASED PYROXENES ( $d^2$ )

Ionic configuration of V in the pyroxenes is  $d^2$  implying  $S = 1$ . Because of a larger spin moment it is much harder to make dimerized chains in V-based pyroxenes. The spin gap may still appear in the system, if it could be considered as a set of isolated one-dimensional AFM chains of  $S = 1$  (Haldane chains [32]). However, experimentally all the V-pyroxenes show long-range magnetic ordering at low temperatures [4]. Three different reasons for it were discussed in the literature: biquadratic exchange [38, 39], interchain exchange [40, 41] and next-nearest-neighbor coupling [38].

Common structural feature for all of the pyroxenes except Mn-based ones (they are Jahn-Teller active) is the presence of two short TM-O bonds. These are the bonds with “side-oxygens”, see Fig. ??(b).

Short V-O bonds form nearly 90° angle. Such a distortion of TMO<sub>6</sub> octahedra may be represented as two independent compressions in  $x$  and  $y$  directions. As a result  $zx$ - and  $zy$ -orbitals will be almost degenerate and have lower energy than  $xy$ .

TABLE I: Results of the LSDA+U calculations for different pyroxenes. The values of the band gap and spin moments were taken from AFM (intrachain) solution intrachain calculations for all the compounds, except NaCrGe<sub>2</sub>O<sub>6</sub>. The exchange parameters were obtained in LEIP formalism

	Ionic conf. of TM	Band gap (eV)	Spin mom. ( $\mu_B$ )	Exchange intrachain (K)
NaTiSi <sub>2</sub> O <sub>6</sub>	$d^1$	1.77	0.92	396
LiVSi <sub>2</sub> O <sub>6</sub>	$d^2$	1.92	1.87	50.3
NaVSi <sub>2</sub> O <sub>6</sub>	$d^2$	1.80	1.85	15.0
LiCrSi <sub>2</sub> O <sub>6</sub>	$d^3$	3.57	2.78	3.4
NaCrSi <sub>2</sub> O <sub>6</sub>	$d^3$	3.03	2.83	-0.8
NaCrGe <sub>2</sub> O <sub>6</sub>	$d^3$	2.88	2.84	-5.2
NaMnSi <sub>2</sub> O <sub>6</sub>	$d^4$	1.76	3.69	3.4
LiFeSi <sub>2</sub> O <sub>6</sub>	$d^5$	1.63	4.02	15.8 <sup>a</sup>
NaFeSi <sub>2</sub> O <sub>6</sub>	$d^5$	2.31	4.24	15.9 <sup>a</sup>

<sup>a</sup>Note that because of the large O-2p polarization the exchange parameters obtained in LEIP formalism are significantly overestimated for Fe-based pyroxenes; see Sec. VIII.

In our LSDA+U calculations two  $3d$  electrons of V follow the crystal-field splitting and occupy  $zx$ - and  $zy$ -orbitals, i.e. these systems do not have orbital degeneracy. Each orbital provides strong AFM direct exchange with one of the neighboring V. This leads, as we will show below, to the uniform exchange interaction in each chain, with the direct exchange defined in Eq. (1). The super-exchange via oxygens would be also homogeneous and (weaker) FM.

In our calculations all the (Li,Na)VSi<sub>2</sub>O<sub>6</sub> pyroxenes were found to be insulators with the band gap 1.8 – 1.9 eV. Spin moments are slightly reduced from ionic value of  $2\mu_B$  because of the hybridization. Interestingly, the calculated intrachain exchange constants significantly decrease going from Li  $\mapsto$  Na (see Tab. I). In order to understand the reasons for such tendency, we took advantage of the LEIP and calculated partial contributions to the total exchange constants.

We found that as in NaTiSi<sub>2</sub>O<sub>6</sub>, in V-pyroxenes the most important contribution is the direct exchange interaction between  $t_{2g}$  orbitals. For LiVSi<sub>2</sub>O<sub>6</sub>  $J_{t_{2g}-t_{2g}} = 59.6$  K. The  $t_{2g} - e_g$  partial exchange is FM, since it occurs from occupied to empty orbital. Numerically this contribution is defined by Eq. (4), and in our LSDA+U calculation for LiVSi<sub>2</sub>O<sub>6</sub>  $J_{t_{2g}-e_g} = -9.9$  K. The rest, 0.6 K (total exchange for LiVSi<sub>2</sub>O<sub>6</sub> is 50.3 K) is the partial exchange between  $e_g$  orbitals, which should be completely empty in the purely ionic picture, but which still are partially occupied in the real band structure calculation because of the hybridization with oxygens.

Going from Li to Na, the  $t_{2g} - t_{2g}$  partial exchange weakens because of the increase of the distances and local distortions of the octahedra. For NaVSi<sub>2</sub>O<sub>6</sub>  $J_{t_{2g}-t_{2g}} = 27.5$  K,  $J_{t_{2g}-e_g} = -13.3$  K and  $J_{e_g-e_g} = 0.8$  K. The direct calculation of hopping integrals corroborates this

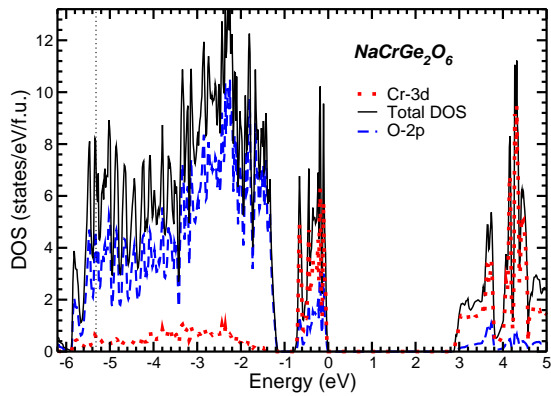


FIG. 8: (color online). Total and projected DOS for  $\text{NaCrGe}_2\text{O}_6$  obtained in LDA+U calculation. Fermi level is zero energy.

interpretation. Thus e.g. for  $\text{LiVSi}_2\text{O}_6$  and  $\text{NaVSi}_2\text{O}_6$  the ratio of  $t_{2g} - t_{2g}$  exchange integrals  $J_{t_{2g}}^{Li}/J_{t_{2g}}^{Na} = 2.17$ , which is close to the squared ratio between effective  $t_{2g} - t_{2g}$  hopping integrals  $(t^{Li}/t^{Na})^2 = 2.15$ .

The total values of intrachain interaction obtained within LMTO method  $J = 50.3$  K ( $\text{LiVSi}_2\text{O}_6$ ) and  $J = 15.0$  K ( $\text{NaVSi}_2\text{O}_6$ ) agree with those calculated in pseudo-potential code from the total energies:  $J = 51.3$  K ( $\text{LiVSi}_2\text{O}_6$ ) and  $J = 13.8$  K ( $\text{NaVSi}_2\text{O}_6$ ). In addition it matches the exchange constants obtained in Ref. 40, where the fitting of experimental curves of magnetic susceptibility to theoretical one, obtained using Quantum Monte Carlo simulations on a cubic lattice, was performed. Note however, that Pedrini *et al.*[40] used different definition of Heisenberg Hamiltonian, and their exchanges must be divided by factor two to compare with ours. In addition it should be mentioned that the real geometry of pyroxenes includes frustrating diagonal exchange paths depicted in Fig. 2(a) as dashed lines. Those contributions were not taken into account in Ref. 40.

## VI. Cr-BASED PYROXENES ( $d^3$ )

Generally the electronic properties of Cr-based ( $d^3$  configuration,  $S = 3/2$ ) pyroxenes are similar to those of other pyroxenes: they are also insulators, but with larger band gap  $\sim 3$  eV. This is mainly because of the fact that spin-majority  $t_{2g}$  sub-shell becomes fully occupied and goes lower in energy. More important is that the character of the valence band in Cr-based pyroxenes is different.

Both the Ti- and V- based pyroxenes were found to be Mott-Hubbard insulators, with the gap separating occupied and unoccupied transition metal 3d bands. Going from the left to the right in the same row of the periodic table, the charge-transfer energy decreases, O-2p states shift up [15] and get to the same energy region as the lower transition metal Hubbard band. This is clearly seen

from the DOS plot obtained for  $\text{NaCrSi}_2\text{O}_6$  in LSDA+U calculation and presented in Fig. 8. Quite similar situation occurs in other Cr-based transition metal oxides: one may observe significant mixing between O-2p and Cr-3d states at the top of the valence band [42, 43]. This feature of the electronic structure is important for the magnetism of Cr-based pyroxenes, since it increases super-exchange interaction via O-2p states.

Experimentally  $\text{LiCrSi}_2\text{O}_6$  and  $\text{NaCrSi}_2\text{O}_6$  were found to be AFM with small Neel temperature, 11 K and 3 K correspondingly;  $\text{NaCrGe}_2\text{O}_6$  is FM with  $T_C = 6$  K.

In our calculations  $\text{LiCrSi}_2\text{O}_6$  was indeed found to be AFM with  $J = 3.4$  K.  $\text{NaCrSi}_2\text{O}_6$  shows rather small intrachain exchange, less than 1 K. This number is obviously lying beyond the precision of the calculation scheme [44]. One may just note that this compound is on the borderline between FM and AFM ordering. In agreement with the experiment, intrachain exchange in  $\text{NaCrGe}_2\text{O}_6$  is FM and more pronounced,  $J = -5.2$  K ( $-7.9$  K in pseudo-potential calculation).

More detailed investigation of the partial contributions to intrachain exchange shows that  $t_{2g} - e_g$  exchange interaction in all Cr-based pyroxenes is almost the same as in V-based ones:  $J_{t_{2g}-e_g}^{SE} \sim -10.5$  K. The AFM  $t_{2g} - t_{2g}$  contribution, in contrast, is significantly reduced in Cr pyroxenes. This seems to be the joint effect of the increase of the TM-TM distances and on-site Coulomb repulsion  $U$  and the decrease of the charge-transfer energy  $\Delta$  and radii of localization of  $d$ -electron  $r_d$ , as it was discussed in the end of Sec. II.

The largest  $t_{2g} - t_{2g}$  exchange was found in  $\text{LiCrSi}_2\text{O}_6$ :  $J_{t_{2g}-t_{2g}} = 13.4$  K, which has shortest  $Cr - Cr$  distance ( $D = 3.06$  Å). For  $\text{NaCrSi}_2\text{O}_6$  the  $t_{2g} - t_{2g}$  exchange is smaller,  $J_{t_{2g}-t_{2g}} = 7.7$  K, which is presumably related to longer  $Cr - Cr$  distance ( $D = 3.086$  Å). Thus, according to our calculations the FM  $t_{2g} - e_g$  exchange almost compensates AFM  $t_{2g} - t_{2g}$  contribution in  $\text{NaCrSi}_2\text{O}_6$ . This tendency continues for  $\text{NaCrGe}_2\text{O}_6$ , where because of larger Ge and Na ionic radii the  $Cr - Cr$  distance exceeds its maximum value ( $D = 3.142$  Å), and the FM  $t_{2g} - e_g$  contribution becomes dominating, since  $J_{t_{2g}-t_{2g}} = 3.1$  K.

### A. Changes of the electronic structure going from Si to Ge on the example of Cr-based pyroxenes

The Cr-based pyroxenes were the only pyroxenes with available and reliable crystal structure to study the effect of  $Si \leftrightarrow Ge$  interchange in these compounds. We studied only these, but argue that the general character of the changes in the electronic structure should be the same for other pyroxenes.

There are two possible mechanism, which may determine the difference in the electronic properties of Ge and Si based pyroxenes. First of all Ge-4p states have larger spatial extensions than Si-3p, this may result in larger covalency effects. Secondly the size of  $\text{Ge}^{4+}$  ions is much larger than  $\text{Si}^{4+}$  (the ionic radius  $R_{\text{Ge}^{4+}}^V = 0.39$  Å, while



## VII. Mn-BASED PYROXENES ( $d^4$ )

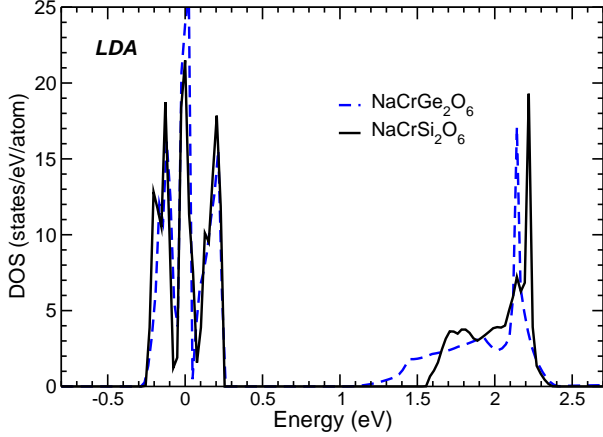


FIG. 9: (Color online). Cr-3d DOS for NaCrSi<sub>2</sub>O<sub>6</sub> and NaCrGe<sub>2</sub>O<sub>6</sub> obtained in LDA. It illustrates the decrease of the  $t_{2g} - e_g$  crystal-field splitting with substitution Si by Ge. Fermi level is zero energy.

$R_{Si^{4+}}^{IV} = 0.24 \text{ \AA}$ ). Therefore, different structural distortions are expected for Ge and Si pyroxenes.

In order to understand how important is the effect of  $4p$  or  $3p$  states, we performed the calculations, where in the NaCrGe<sub>2</sub>O<sub>6</sub> Ge ions were substituted by Si. In this case all the distances in “artificial NaCrSi<sub>2</sub>O<sub>6</sub>” were taken the same as in the parent NaCrGe<sub>2</sub>O<sub>6</sub>. All the radii of MT-spheres were also taken the same as for NaCrGe<sub>2</sub>O<sub>6</sub>. The results show minor difference in shape and positions of Cr- $d$  bands compared to NaCrGe<sub>2</sub>O<sub>6</sub>. Therefore one may conclude that the origin of the difference in the electronic properties between Si and Ge pyroxenes is mostly due to different local distortions.

The average  $Ge - O$  bond distance ( $d_{Ge-O} = 1.74 \text{ \AA}$  in NaCrGe<sub>2</sub>O<sub>6</sub>) is larger than  $Si - O$  one ( $d_{Si-O} = 1.63 \text{ \AA}$  in NaCrSi<sub>2</sub>O<sub>6</sub>). Since the TM-O distance is mostly determined by the strong ionic TM-O bond and hence by the TM and O ionic radii only, the substitution of Si by larger Ge leads to the bending of TM-O-TM bond. If in NaCrSi<sub>2</sub>O<sub>6</sub> the angle  $Cr - O - Cr = 99.6^\circ$ , then in NaCrGe<sub>2</sub>O<sub>6</sub> this angle is  $101.2^\circ$ . This leads to an increase of the Cr- $e_g$  bandwidth, while the Cr- $t_{2g}$  bandwidth is not changing, as one may see in Fig. 9.

On the other hand, shorter  $Si - O$  bond distance results in the larger shift of the O- $2p$  states to the lower energies, than in the case Ge. This should lead to an increase of the crystal-field splitting in TM- $3d$  shell going from Ge to Si. The direct center of gravity calculation shows that  $t_{2g} - e_g$  crystal-field splitting in NaCrSi<sub>2</sub>O<sub>6</sub> equals to 1.89 eV, while for NaCrGe<sub>2</sub>O<sub>6</sub> it is 1.68 eV.

We were able to find the crystal structure for only one Mn-based pyroxene: NaMnSi<sub>2</sub>O<sub>6</sub> (mineral namansilite). Having one electron in  $e_g$  sub-shell, Mn ion is Jahn-Teller (JT)-active. As a result the “distribution” of long and short Mn-O bonds in MnO<sub>6</sub> octahedron is different from other pyroxenes.

It is known that because of the anharmonic effects the JT distortion around Mn<sup>3+</sup> ions typically leads to a local elongation of MnO<sub>6</sub> octahedra [45]. These elongated octahedra may in principle be packed differently, leading both to an antiferrodistortive (for example as in LaMnO<sub>3</sub>) and to a ferrodistorive (e.g. Mn<sub>3</sub>O<sub>4</sub>) ordering.

In the edge-sharing geometry the largest gain in the elastic energy may be achieved, if the longest Me-O bonds in neighboring octahedra are parallel to each other. The explicit expressions for the elastic energies of different distortion modes are summarized in Tab. 1 of Ref. 46. Among various possible types of parallel JT distortions in the edge-sharing octahedra, the consecutively “twisting” geometry of pyroxenes selects the only variant: the distortion occurs along the O-Mn-O bond connecting two neighboring octahedra (local  $z$ -axis). Only in this case the systems gains the energy for both neighbors. The local crystal-field due to the presence of “side-oxygens” forming short Mn-O bond, directed only to the SiO<sub>4</sub> tetrahedra, stabilizes single  $e_g$  electron on the  $3z^2 - r^2$  orbital and therefore works in the same directions.

This conclusion is in full agreement with the crystal-structure studies performed in Ref. 22, where the parallel  $180^\circ$  O-Mn-O bonds along the local  $z$ -axis connecting neighboring MnO<sub>6</sub> octahedra were found to be the longest.

In the LSDA+U calculations we indeed obtained that on all of Mn<sup>3+</sup> ions the single  $e_g$  electron localizes on the same  $3z^2 - r^2$  orbital, directed along this longest Mn-O bond. Resulting magnetic moment equals to  $3.69 \mu_B$ , the band gap  $\sim 1.76$  eV. The intrachain exchange calculated in LEIP procedure is AFM and  $\sim 3.4$  K (from the total energy difference in pseudo-potential code we obtained that  $J = -0.1$  K)

The  $t_{2g} - t_{2g}$  and  $t_{2g} - e_g$  contributions to the total exchange are AFM and equals to 2.1 K and 6.1 K respectively. The situation with half-filled  $t_{2g} - t_{2g}$  sub-shells is the same as in the case of Cr, but  $t_{2g} - e_g$  exchange will now predominantly go from the *occupied*  $t_{2g}$  to *occupied*  $e_g$  orbitals, as shown in Fig. 3(b). This contribution should be AFM, as follows from Eq.(3). The  $e_g - e_g$  contribution is about  $-4.8$  K FM.

## VIII. Fe-BASED PYROXENES ( $d^5$ )

The Fe<sup>3+</sup> ions have the simple configuration  $d^5(t_{2g}^3 e_g^2)$ , without any orbital degeneracy, thus the exchange is uniform along the chain. Using LEIP formalism we obtained that the intrachain exchange is AFM both in LiFeSi<sub>2</sub>O<sub>6</sub>

( $J=15.8$  K) and  $\text{NaFeSi}_2\text{O}_6$  ( $J=15.9$  K). This is consistent with neutron measurement performed in Ref. 5 for  $\text{LiFeSi}_2\text{O}_6$ , but disagrees with the experimental findings for  $\text{NaFeSi}_2\text{O}_6$  presented in Ref. 23, where Fe-ions were claimed to be ferromagnetically ordered in the chain.

The  $t_{2g} - t_{2g}$  partial contribution to the exchange in Fe pyroxenes was found to be AFM and of order of that for Cr-based ones: 0.5 K and 1.4 K for  $\text{LiFeSi}_2\text{O}_6$  and  $\text{NaFeSi}_2\text{O}_6$  respectively. The  $t_{2g} - e_g$  exchange is also AFM since it goes from the *occupied*  $t_{2g}$  to *occupied*  $e_g$  orbitals, as in the case of  $\text{NaMnSi}_2\text{O}_6$ . It equals to 9.4 K and 7.0 K, respectively.

The situation with  $e_g - e_g$  contribution here is a bit different from the case of  $\text{NaMnSi}_2\text{O}_6$ . The TM-O-TM angle equals to  $\sim 97.1^\circ$  in  $\text{NaMnSi}_2\text{O}_6$ , while in  $\text{NaFeSi}_2\text{O}_6$  and  $\text{LiFeSi}_2\text{O}_6$  it is larger:  $\sim 100.5^\circ$  and  $\sim 99.0^\circ$  respectively. This may be significant, since in deviating from  $90^\circ$ , small FM contribution given by Eq. (5) is quickly outbalanced by much stronger AFM exchange of order  $t^2/U_{dd}$ . Detailed analysis shows that the borderline, where the mutual compensation occurs, is about  $97^\circ$  [47]. Thus, one may expect that in Fe-based pyroxenes  $e_g - e_g$  exchange will be already AFM. Note however that such a strong angle dependence is not a common feature of all the  $90^\circ$  contributions described in Sec. II. For instance, the important for the chromates  $t_{2g} - e_g$  exchange is almost angle independent.

Our LEIP calculation confirms this qualitative discussion. The  $e_g - e_g$  contribution in Fe pyroxenes is indeed AFM and equals to 5.9 K and 7.4 K for  $\text{LiFeSi}_2\text{O}_6$  and  $\text{NaFeSi}_2\text{O}_6$  respectively.

Thus, from a theoretical point of view it is hard to expect that the intrachain exchange would be FM, as the authors of Ref. 23 proposed. We see that the exchange constants and their partial contributions obtained in LEIP formalism agree with the theoretical conclusions based on the perturbation theory. However, they are obviously too large to describe experimentally observed paramagnetic Curie temperatures:  $\Theta = -25.8$  K for  $\text{LiFeSi}_2\text{O}_6$  [5] and  $\Theta = -46$  K for  $\text{NaFeSi}_2\text{O}_6$  [23].

In contrast to other pyroxenes the results of total energy calculations in the case of Fe-based pyroxenes differ from those obtained in LEIP formalism. The solution with AFM ordering in the chain was found to have lowest total energy for both Fe-based pyroxenes, and the intrachain exchanges extracted from comparison of AFM and FM total energies are 7 K and 8.5 K for  $\text{LiFeSi}_2\text{O}_6$  and  $\text{NaFeSi}_2\text{O}_6$  respectively. The difference with the LEIP results appears because of the strong polarization of oxygen 2p-shell. This contribution is not explicitly (only via hybridization effects) taken into account in the present LEIP formulation, since both the Green functions used in Eq. (8) and defined in Eq. (9), and the potential correction  $\Delta_{ij}$  are calculated only for transition metal 3d-states. The values of exchange constants obtained from the total energies agree much better with the experimental values of the Curie temperature.

The detailed explanation of the origin of the differ-

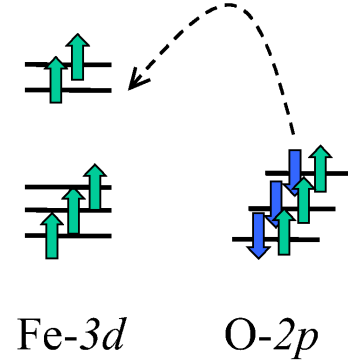


FIG. 10: (Color online). Sketch illustrating mechanism of the spin-polarization on oxygen ions in Fe-based pyroxenes.

ence in the results for the exchange constants obtained by LEIP and from the total energies for Fe pyroxenes, is the following. According to the crystal structure of pyroxenes all the oxygens surrounding every transition metal ion can be divided on two categories. There are two “side-oxygens” linking  $\text{TMO}_6$  octahedra and  $\text{Si}(\text{Ge})\text{O}_4$  tetrahedra, and four oxygens connecting neighboring octahedra, as shown in Fig. 2(b). In the case of AFM intrachain coupling, those four oxygens are situated in the compensated field and will not have any polarization. Two other oxygens may be magnetized if the exchange field is large enough. For the FM chains both types of oxygens will be polarized. Such a polarization will lead to an addition magnetic contribution in the total energy calculation.

This effect is especially important and pronounced for the pyroxenes, based on the late transition metal ions. Those ions have large magnetic moment and hence could easier magnetize oxygens. Even more important is the other factor: the non-zero magnetization of oxygen implies strong mixing of magnetic  $d$ -states of TM with one of O-2p orbitals of the same spin, and therefore it will be much stronger for TM ions with partially filled  $e_g$  subshell. For Fe-based pyroxenes with half-filled  $e_g$  shell this effect is rather large: the average magnetic moment on oxygens, lying between TMs, is  $0.17 \mu_B$  for  $\text{LiFeSi}_2\text{O}_6$  and  $0.16 \mu_B$  for  $\text{NaFeSi}_2\text{O}_6$ . The oxygen moments are directed parallel to those of Fe. It is clearly seen from Fig. 10: only hoppings with antiparallel spin are possible between O-2p to Fe-3d shells.

Additional polarization of O-2p shell in FM solution will lower its total energy. Qualitatively one may consider it as following. In the AFM case both spin up and down electrons would hop from oxygen to different iron ions, while only spin down electrons will be active ones in FM situation, as shown in Fig. 10. Because of the Hund’s rule coupling on oxygen, the latter (FM solution) will gain more energy.

It is easy to estimate the lowering of the FM total

energy because of the oxygen polarization recalling that the gain in magnetic energy in the band theory equals to

$$E_O = -IM^2/4, \quad (10)$$

where  $I$  is the Stoner parameter defined as the second derivative of the exchange-correlation energy with respect to the magnetic moment  $M$ :

$$I = -2\partial^2 E_{xc}/\partial^2 M. \quad (11)$$

The Stoner exchange constant  $I$  for the oxygen  $2p$ -shell was estimated to be  $I = 1.6$  eV in Ref. 48, 49 using constrained LDA calculations.

Recalculating the total energy contribution given by Eq. (10) in terms of the exchange constants for Heisenberg Hamiltonian and taking into account that there are four polarized oxygens per two formula (without two “side-oxygens”) we obtained that the exchange correction due to the oxygen polarization is 10.7 K and 9.5 K for  $\text{LiFeSi}_2\text{O}_6$  and  $\text{NaFeSi}_2\text{O}_6$  respectively. The difference between these values and those number obtained in LEIP formalism is a little bit larger than the exchange extracted from the total energy calculations. This seems to be because we did not account for the changes in the one-electron energies (relaxations), which tends to compensate the magnetic corrections given in Eq. (10).

Finally, it is important to note that the contribution, which comes from the polarization effects on oxygen, is not a unique feature of pyroxenes. It was recently found to be crucial for the description of the magnetic interactions in  $\text{Li}_2\text{CuO}_4$  [49]. Authors of Ref. 49 originally interpreted this effect in the manner of initial ideas of Heisenberg as the exchange between Wannier functions (constructed out of TM- $d$  and O- $2p$  orbitals) due to the Coulomb interaction. It is interesting to note that the final expression for the correction presented in Eq.(22) of Ref. 49 is exactly the same as ours written in Eq. (10), if one uses substitution:  $\beta = M(O)/2$ .

## IX. INTERCHAIN EXCHANGE

In addition to the intrachain exchange interaction we calculated for Fe-based pyroxenes the interchain ones. It is especially important for the analysis of a possible origin of multiferroicity in *Fe*-based pyroxenes [1]. The results reflect the general tendency for interchain exchanges in the whole pyroxenes family. There are two types of interchain paths, as depicted in Fig. 2(a): some of TM ions in different chains are connected via two  $\text{SiO}_4$  ( $\text{GeO}_4$ ) tetrahedra ( $J_2$ ), while the others – via only one ( $J_1$ ).

First of all, we found that the interchain exchange is much weaker than the intrachain one. Then, we found that for both  $\text{LiFeSi}_2\text{O}_6$  and  $\text{NaFeSi}_2\text{O}_6$   $J_2$  is, indeed, approximately two times larger than  $J_1$ :  $J_1^{Li} = 1.9$  K,  $J_2^{Li} = 3.4$  K,  $J_1^{Na} = 0.8$  K,  $J_2^{Na} = 1.6$  K. In addition one may see that the change of Li ions to Na leads to a significant decrease of interchain exchange interaction.

It is connected with larger ionic radii of Na (in 6-fold coordination  $R_{Li^+}=0.76$  Å, while  $R_{Na^+}=1.02$  Å).

## X. CONCLUSIONS

In this paper, using ab-initio LSDA+U calculations, we carried out the detailed analysis of electronic structure and especially of the exchange interaction in a broad class of quasi-one-dimensional magnetic systems – pyroxenes containing transition metal ions. We analyzed the systematics of the exchange interactions and compared it with the simple rules following from the perturbation theory.

The exchange interaction due to direct hopping between  $t_{2g}$  orbitals (which we call “direct exchange interaction”) dominates in early transition (Ti,V) metal-based pyroxenes. In  $\text{NaTiSi}_2\text{O}_6$  single  $d$ -electron localizes on the  $zy$ -orbital, which results in a strong AFM coupling in one out of two Ti-Ti pairs. This leads to the dimerization of  $\text{TiO}_6$  chains and the formation of a spin gap on singlet Ti-Ti dimers.

The nonuniformity of the exchange interaction disappears in  $d^2$  pyroxenes, such as  $(\text{Li,Na})\text{VSi}_2\text{O}_6$ , where electrons occupy  $zx$  and  $zy$  orbitals. This type of orbital filling is determined by a common structural feature of all pyroxenes (except Jahn-Teller ones): the presence of two short TM-O bonds perpendicular to a local  $z$ -axis (directed along single  $180^\circ$   $O-TM-O$  bond connecting two neighboring  $\text{TMO}_6$  octahedra).

With an increase of the number of  $d$ -electrons AFM  $t_{2g} - t_{2g}$  direct exchange interaction is gradually suppressed due to an increase of the on-site Coulomb interaction ( $U$ ), and the  $t_{2g} - t_{2g}/e_g$  super-exchange contributions (most of which are FM) starts to play a more important role, especially because of the decrease of the charge-transfer energy, which enters the corresponding expressions for the exchange in Eqs. (2-5) in denominator. In Cr-based pyroxenes ( $d^3$ ) the AFM  $t_{2g} - t_{2g}$  exchange interaction is nearly compensated by the FM  $t_{2g} - e_g$  exchange. The crystal structure makes a fine-tuning of these contributions, and  $\text{NaCrGe}_2\text{O}_6$  with largest  $Cr - Cr$  distance turns out to be FM.

In  $\text{NaMnSi}_2\text{O}_6$ ,  $\text{Mn}^{3+}$  is a Jahn-Teller ion. We show that the consecutive “twisting” geometry of pyroxenes and the tendency to gain an elastic energy result in the ferro type of distortion with the local  $z$ -axis becoming the longest one.

Iron-based pyroxenes were found to be AFM, with the large oxygen polarization ( $\mu_O \sim 0.2\mu_B$ ). This effect is usually ignored in the literature [13]. However, we show that it considerably reduces (by  $\sim 2/3$ ) the AFM super-exchange interaction. The total energy of the FM state is lowered, because of the gain in Hund’s rule coupling in O- $2p$  shell, which turns out to be polarized in this state.

The interchain exchange coupling was estimated for Fe-based pyroxenes and found to be small and AFM.

The presented results give a rather complete description of exchange interactions in magnetic pyroxenes, and it may serve as a basis for the further study of magnetism and other properties, including multiferroicity, of this interesting class of materials.

## XI. ACKNOWLEDGMENTS

We are grateful to Prof. Dr. G. Redhammer, who took up our call to measure the crystal structure of  $\text{NaCrGe}_2\text{O}_6$ , to Dr. N. Binggeli for the help with pseu-

dopotential code and to Prof. Dr. V. Anisimov and Dr. V. Mazurenko for their invaluable help in interpretations of magnetic calculations for Fe-based pyroxenes.

This work is supported by Dynasty Foundation and International Center for Fundamental Physics in Moscow, by INTAS via YS fellowship 05-109-4727, by the Russian Ministry of Science and Education together with the Civil research and development foundation through grant Y4-P-05-15, by the Russian president grant for young scientists MK-1184.2007.2, by the Russian Foundation for Basic Research through RFFI-07-02-00041 and 06-02-81017, and by SFB 608.

- 
- [1] S. Jodlauk, P. Becker, J. A. Mydosh, D. I. Khomskii, T. Lorenz, S. V. Streltsov, D. C. Hezel and L. Bohaty J. Phys.: Condens. Matter, **19**, 432201 (2007).
  - [2] S.-W. Cheong and M. Mostovoy Nature Materials **6**, 13 (2007).
  - [3] D.I. Khomskii J. Magn. Magn. Mat. **306**, 1 (2006).
  - [4] A.N. Vasiliev, O.L. Ignatchik, M. Isobe and Y. Ueda Phys. Rev. B **70**, 132415 (2004).
  - [5] G.J. Redhammer, G. Roth, W. Paulus, G. Andre, W. Lottermoser, G. Amthauer, W. Treutmann, and B. Koppelhuber-Bitschnau, Physics and Chemistry of Minerals **28**, 337 (2001).
  - [6] A.N. Vasiliev, O.L. Ignatchik, A.N. Sokolov, Z. Hiroi, M. Isobe and Y. Ueda Phys. Rev. B **72**, 012412 (2005).
  - [7] Y. Sasago, M. Hase, K. Uchinokura, M. Tokunaga and N. Miura Phys. Rev. B **52**, 3533 (1995).
  - [8] M. Isobe, E. Ninomiya, A.N. Vasilev and Y. Ueda, J. Phys. Soc. Jpn. **71**, 1423 (2002)
  - [9] S.V. Streltsov, O. A. Popova and D. I. Khomskii Phys. Rev. Lett. **96**, 249701 (2006).
  - [10] R. Valenti, T. Saha-Dasgupta, and Claudius Gros Phys. Rev. B **66**, 054426 (2002).
  - [11] J. van Wezel and J. van den Brink Europhysics Letters **75**, 957 (2006).
  - [12] One should not mix our direct exchange with the standard Heisenberg exchange. The first one is caused by virtual hoppings of  $d$ -electrons to neighboring sites,  $J \propto 2t_{ij}^2/U_{dd}$ , and is not due to an exchange part of the Coulomb interaction,  $J_{ij}^{Heis} = \int \phi_i^*(r)\phi_j(r)\phi_j^*(r')\phi_i(r')/(|r-r'|)drdr'$ , as the second one.
  - [13] J.B. Goodenough, *Magnetism and the Chemical Bond*, (Interscience publishers, New York-London. 1963).
  - [14] W. A. Harrison, *Elementary Electronic Structure* (World Scientific, Singapore, 1999).
  - [15] A.E. Bocquet, T. Mizokawa, K. Morikawa, A. Fujimori, S.R. Barman, K. Maiti, D.D. Sarma, Y. Tokura and M. Onoda Phys. Rev. B **53**, 1161 (1996)
  - [16] G.J. Redhammer, H. Ohashi and G. Roth, Acta Cryst. B **59**, 730 (2003).
  - [17] C. Satto, P. Millet and J. Galy, Acta Cryst. C **53**, 1727 (1997)
  - [18] H. Ohashi, T. Osawa and A. Sato, Acta Cryst. C **50**, 1652 (1994)
  - [19] G.J. Redhammer and G. Roth, Z. Kristallogr. **219**, 585 (2004).
  - [20] M. Origlieri, R.T. Downs, R.M. Thompson, C.J.S. Pommer, M.B. Denton and G.E. Harlow, American Mineralogist **88**, 1025 (2003). Please note that the coordinates given in the paper contain an error.  $y$ -coordinate of O2 was corrected to be 0.25893 in order to correspond to the distance calculations.
  - [21] G.J. Redhammer private communication.
  - [22] H. Ohashi, T. Osawa and K. Tsukimura, Acta Cryst. C **43**, 605 (1987)
  - [23] O. Ballet, J.M.D. Coey, G. Fillion, A. Ghose, A. Hewat and J.R. Regnard, Phys. Chem. Minerals **16**, 672 (1989).
  - [24] M. Emirdag-Eanes and J.W. Kolis, Materials Research Bulletin **39**, 1557 (2004)
  - [25] B. Pedrini, J.L. Gavilano, D. Rau, H.R. Ott, S.M. Kazakov, J. Karpinski and S. Wessel Phys. Rev. B **70**, 024421 (2004).
  - [26] S.V. Streltsov, A.S. Mylnikova, A.O. Shorikov, Z.V. Pchelkina, D.I. Khomskii, and V.I. Anisimov, Phys. Rev. B **71**, 245114 (2005).
  - [27] O.K. Andersen and O. Jepsen, Phys. Rev. Lett. **53**, 2571 (1984).
  - [28] M.I. Katsnelson and A.I. Lichtenstein, Phys. Rev. B **61**, 8906 (2000).
  - [29] S. Baroni *et al.*, PWscf (Plane-Wave Self-Consistent Field) codes, <http://www.pwscf.org/>
  - [30] V.I. Anisimov, D.E. Kondakov, A.V. Kozhevnikov, I.A. Nekrasov, Z.V. Pchelkina, J.W. Allen, S.-K. Mo, H.-D. Kim, P. Metcalf, S. Suga, A. Sekiyama, G. Keller, I. Leonov, X. Ren, and D. Vollhardt, Phys. Rev. B **71**, 125119 (2005)
  - [31] M.J. Konstantinović, J. van den Brink, Z.V. Popović, V.V. Moshchalkov, M. Isobe, and Y. Ueda, Phys. Rev. B **69**, 020409(R) (2004).
  - [32] F.D.M. Haldane Phys. Rev. Lett. **50**, 1153 (1983).
  - [33] Z.S. Popović, Z.V. Šljivančanin, and F.R. Vukajlović, Phys. Rev. Lett. **93**, 036401 (2004);
  - [34] Z.S. Popović, Z.V. Šljivančanin, and F.R. Vukajlović, Phys. Rev. Lett. **96**, 249702 (2006).
  - [35] G.L. Gutsev and C.W. Bauschlicher, Jr., J. Phys. Chem. A **107**, 4755 (2003).
  - [36] K.I. Kugel and D.I. Khomskii, Usp. Fiz. Nauk **136**, 621 (1982).
  - [37] P.J. Baker, S.J. Blundell, F.L. Pratt, T. Lancaster, M.L. Brooks, W. Hayes, M. Isobe, Y. Ueda, M. Hoinkis, M. Sing, M. Klemm, S. Horn, and R. Claessen, Phys. Rev. B **75**, 094404 (2007).



- [38] J.L. Gavilano, S. Mushkolaj, H.R. Ott, P. Millet, and F. Mila, Phys. Rev. Lett. **85**, 409 (2000) Eur. Phys. J. B **55**, 219 (2007).
- [39] P. Millet, F. Mila, F.C. Zhang, M. Mambrini, A.B. Van Oosten, V.A. Pashchenko, A. Sulpice, and A. Stepanov, Phys. Rev. Lett. **83**, 4176 (1999).
- [40] B. Pedrini, J.L. Gavilano, H.R. Ott, S.M. Kazakov, J. Karpinski and S. Wessel Eur. Phys. J. B **55**, 219 (2007).
- [41] M.D. Lumsden, G.E. Granroth, D. Mandrus, S.E. Nagler, J.R. Thompson, J.P. Castellan and B.D. Gaulin, Phys. Rev. B **62**, R9244 (2000).
- [42] M.A. Korotin, V.I. Anisimov, D.I. Khomskii and G.A. Sawatzky, Phys. Rev. Lett. **80**, 4305 (1998).
- [43] Quite similar behavior was found in  $\text{CaCrO}_3$ . S.V. Streltsov, M.A. Korotin, V.I. Anisimov and D.I. Khomskii to be published
- [44] It is hard to estimate explicitly a precision of the band structure calculation for the exchange constants computations, since it depends on many implicit factors such as type of the approximation and etc. We tried to change some internal parameters of our calculation scheme as  $R_{MT}$ , linearization energies and so on and estimate it to be 2-3 K for  $S = 3/2$ .
- [45] D.I. Khomskii and J. van den Brink, Phys. Rev. Lett. **85**, 3329 (2000).
- [46] D.I. Khomskii and K.I. Kugel Phys. Rev. B **67**, 134401 (2003).
- [47] W. Geertsma and D.I. Khomskii Phys. Rev. B **54**, 3011 (1996).
- [48] I.I. Mazin and D.J. Singh, Phys. Rev. B **56**, 2556 (1997).
- [49] V.V. Mazurenko, S.L. Skornyakov, A.V. Kozhevnikov, F. Mila and V.I. Anisimov, Phys. Rev. B **75**, 224408 (2007)