

An optical phase-locking with large and tunable frequency difference based on vertical-cavity surface-emitting laser

Wenlan Chen, Xianghui Qi, Lin Yi, Ke Deng, and Xuzong Chen*

*Institute of Quantum Electronics,
School of Electronics Engineering and Computer Science,
Peking University, Beijing, 100871, China*

(Dated: May 27, 2019)

We present a novel technique to phase-lock two lasers with controllable frequency difference. In our setup, one sideband of a current modulated Vertical-Cavity Surface-Emitting Laser (VCSEL) is phase locked to the master laser by injection seeding, while another sideband of the VCSEL is used to phase lock the slave laser. The slave laser is therefore locked in phase with the master laser, with a frequency difference tunable up to about 35 GHz. The sideband suppression rate of the slave laser is more than 30dB at 30 μ W seed power. The heterodyne spectrum between master and slave has a linewidth of less than 1 Hz. A coherent population trapping resonance of rubidium is achieved using such beams.

PACS numbers: OCIS 020.1670, 140.7260, 140.3550, 020.3320.

There have been a number of reports related to atomic coherence effects, such as atomic clocks based on coherent population trapping [1, 2], electromagnetically induced transparency [3], and Raman cooling [4]. In these experiments, the requirement of the relative frequency stability of two lasers exceeds that of absolute frequency by far. A tunable frequency difference of several GHz is necessary and can be obtained by stabilizing one laser to the other in a heterodyne optical phase-locked loop. In this approach, the beat note between the two lasers is detected and phase-locked to a local oscillator by an electronic feedback loop. The requirements to lock the laser are a phase locked loop operating at the offset frequency, typically several GHz for alkali atoms in the ground-state, and a wide-bandwidth feedback [5].

Alternatively, in an all-optical loop such beams can be generated in a simpler way. After modulation using an electro-optic modulator (EOM) or an acousto-optical modulator (AOM) or an Fabry-Perot (FP) laser diode, one sideband of the laser source is used to lock a slave laser by injection seeding [6, 7, 8, 9]. This way, the slave laser is optically phase locked to the master laser with a frequency difference determined by the modulation frequency. But using these methods, because of the low efficiency of such modulators, the locked slave laser would have an unwanted oscillating whose frequency is the same as the carrier of the master laser. In order to remove this unwanted mode, there was a suggestion to use a locked filtering cavity or to decrease the seed power [6, 7, 8]. However, the filtering cavity makes the laser system complicated while the decreased power reduces the reliability and the locking range of the injection locking.

In this paper, we demonstrated a convenient approach to produce optical phase locked laser beams of high frequency purity, large frequency difference and wide dy-

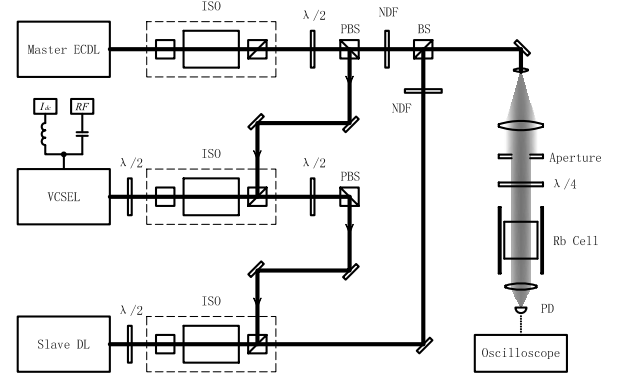


FIG. 1: Experimental setup for producing phase-coherent laser beams with large frequency difference and obtaining CPT spectrum of the $5S_{1/2} - 5P_{3/2}$ transition of ^{87}Rb using such beams. ISO: isolator; $\lambda/2$: half-wave plate; PBS: polarizing beam splitter; BS: beam splitter; NDF: neutral density filter; $\lambda/4$: quarter-wave plate; PD: PIN photo diode.

namic locking range. Instead of an AOM, EOM or FP laser diode, we used a vertical-cavity surface-emitting laser (VCSEL) diode as modulator in the injection locking process. The current driving a commercial VCSEL can be modulated at frequencies up to several GHz. In contrast to the limited modulation efficiency of EOMs, AOMs or FP diodes, the sideband intensity generated by a VCSEL could be even higher than the carrier intensity. As a result of this high efficiency modulation, carrier of master laser is depressed in the slave laser even at high seed power. Since high seed power is possible, the frequency difference tuning can be accomplished in a wide, continuous range and at high speed, which also benefit from mode-hop free feature of VCSELs. Further more, optical phase locking to the higher-order sidebands is also available, which further extends the frequency difference range: using the upper third and lower second harmon-

*Corresponding author: xuzongchen@pku.edu.cn

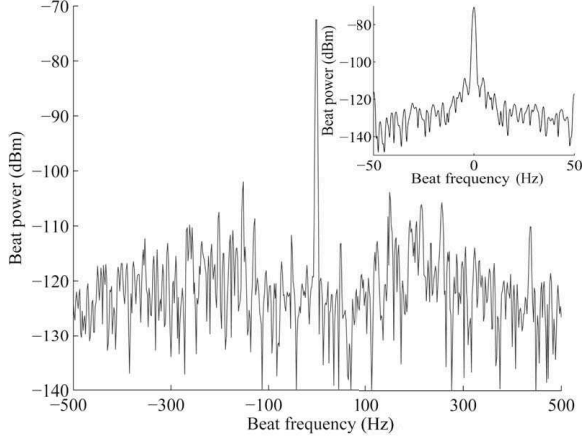


FIG. 2: Beat-note spectrum at 6.8GHz between master laser and locked slave laser. Span: 1 kHz; RBW: 3 Hz; VBW: 3 Hz; SWP: 808 ms. The inset shows a smaller span. Span: 100 Hz; RBW: 1 Hz; VBW: 1 Hz; SWP: 2.98 s.

ics, it is able to obtain a frequency difference of 35 GHz at 7 GHz current modulation.

The experimental setup is shown schematically in Fig. 1. A VCSEL plays the essential role in phase-locking a slave laser to the master laser. This VCSEL (PS78-F1P0N) is phase-modulated by a radio frequency current modulation in order to produce sidebands. One of these sidebands is injection-locked to the master laser[9], which is an external-cavity diode laser of 300 kHz linewidth (Vortex 6013). Due to the low VCSEL output power of about 2 mW, this locking is working at a low seed power of about $5 \mu\text{W}$. By adjusting the VCSEL current, any sideband could be locked to the master laser (except very weak ones). In the same way by adjusting the slave laser current, the slave laser (FP laser diode) frequency is injection-locked to another sideband or to the carrier of the VCSEL at a seed power of several tens of μW . As a result, carrier of the slave laser is phase-locked to the master laser, with 30 mw output power in our case, and with the frequency difference amounts to several times of the modulation frequency.

To measure the phase-coherence between the master laser and the slave laser, we detected the beat-note spectrum of them with a fast PIN photo diode (Hamamatsu G4176), while the master laser was 110 MHz shifted by an AOM (AA.MT.110/B50/A1.5-IR). The relative linewidth of the two lasers was observed using a RF spectrum analyzer (HP8563E). When phase-locked, the relative linewidth was measured to be 1 Hz as shown in Fig. 2, which was at the resolution limit of the spectrum analyzer. This linewidth is estimated much smaller than the width of coherent population trapping resonance of most atoms. At the same time, the absolute linewidths of the slave laser was decreased to about 300 kHz, the same as the master laser's, which eliminates drawbacks of VCSELs' large linewidths.

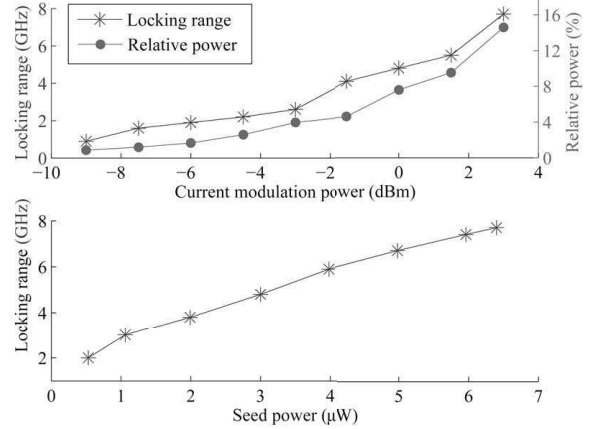


FIG. 3: Locking range of VCSEL as a function of current modulation power and injection seed power. (a) Locking range increases with the enhancement of modulation power (stars) and thus fractional laser power in the upper first-order sideband (solid circles) when the seed power is fixed at $6.4 \mu\text{W}$. (b) Locking range as a function of seed power when modulation power is 3 dBm.

Due to VCSELs' architecture, they are inherently single longitudinal mode and can be continuously tuned for a wide range by raising the drive current at a fixed temperature [10]. This feature of far wavelength tuning without mode hops brings convenience and large locking range in locking VCSEL to the master laser. Free from both of mode-hops, we measured the locking range as a function of the seed power and fractional laser power in the upper first-order sideband of VCSEL (Fig. 3) when this sideband was locked to the master laser. When seed power or relative sideband power increases, the locking range increases accordingly. With $6.4 \mu\text{W}$ seed power and 14.6% relative sideband power, the locking range can be as wide as 7.7GHz. It increases much slower after 7.7GHz, cause at the lower frequency boundary, the master laser would lock the carrier of VCSEL instead of the sideband, which is reasonable considering the modulation frequency of 6.8GHz.

To prove the spectral purity of the slave laser, we observed it with a Fabry-Perot interferometer having a free spectral range of 4 GHz. When the VCSEL was modulated at 6.8 GHz with a modulation power of 3 dBm, we locked the first order upper sideband of the VCSEL to the master laser ($5 \mu\text{W}$ seed power), and injected 30 μW laser power to lock the slave laser (5 mW output power) to the carrier of VCSEL. Under these conditions, our setup could work steadily without off locking for several days and the sideband intensity of the slave laser was below -30 dB of the carrier intensity. Therefore, negative effects such as inducing an AC stark shift in a CPT clock or selecting atoms with a wrong velocity in laser cooling can be avoided.

We further tested the tuning speed and tuning range of

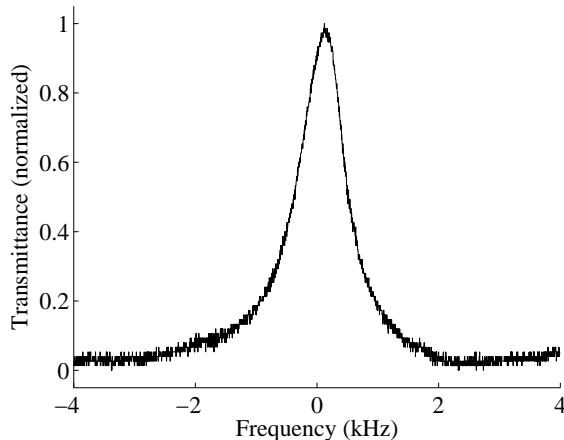


FIG. 4: Lambda-type CPT spectrum of the $5S_{1/2} - 5P_{3/2}$ transition of ^{87}Rb obtained two phase-locked lasers. The linewidth of the CPT spectrum is 800Hz.

the frequency difference. We made sure that the coherence between master and slave laser is good by measuring the beat-note spectrum intensity. At a tuning rate of 32 MHz/ μs , the highest rate offered by our signal generator (Agilent E8257D), this coherence remained good. The continuous tuning range of frequency difference between master and slave was about 2 GHz at 3 μW seed power for the VCSEL and 30 μW for the slave laser, while all the temperature and current settings were fixed.

In respect of the small dimensions of the cavity, VCSELs can be modulated at much higher frequency than edge-emitting diode lasers. We take advantage of this efficient modulation: at a modulation frequency as high as 7 GHz for a commercial VCSEL of 2.5 Gbps, the intensity of the first order sidebands could be even higher than that of the carrier. Since VCSELs have very short cavity of several micrometers in optical length and relevant large laser linewidth of several hundred Mega Hertz, they could tolerate higher order sidebands of high frequency modulation to oscillate in them. Thus more than 8 sidebands could emerged in the VCSEL frequency with proper current modulation power. We have chosen the third upper sideband to be locked to the master laser, and the second lower sideband to lock the slave laser, and obtained a frequency difference of 35 GHz between the two lasers.

The system described in this article was used to observe the CPT resonance of the $5S_{1/2} - 5P_{3/2}$ transition of ^{87}Rb . Using a saturated absorption technique, we fixed

the frequency of the master laser at the $F = 1 \rightarrow F' = 1$ transition. While the VCSEL was modulated at near 6.8 GHz (the split of the ground state $F = 1$ and $F = 2$ of ^{87}Rb), its first order upper sideband was locked to the master, and its carrier was used to lock the slave laser. Thus slave laser was phase-locked to the master laser with a frequency difference controlled by VCSEL's current modulation frequency. The master and slave laser were combined to pass through a rubidium vapor cell (4 cm length, argon-neon buffer gas at room temperature). Then CPT spectrum can be detected by a photodiode as the frequency difference was scanned. The intensity of the two beams was 25 $\mu\text{W}/\text{cm}^2$ each. In Fig. 4, the CPT spectrum shows the linewidth of 800 Hz, which is mainly limited by collision broadening and saturated broadening. Comparing with obtaining the CPT spectrum simply using a modulated VCSEL, this setup can control the intensity of the two frequency components separately, and easily avoided the light shift arising from the undesired off-resonant fields [11].

To summarize, we have demonstrated a simple and reliable scheme to obtain two separate laser beams with large and tunable frequency difference and high coherence. Using a VCSEL as the modulator and by twice injection locking, we experimentally obtained a frequency difference up to 35 GHz, and a beat-note between the two beams of less than 1 Hz linewidth. The sideband suppression rate of the locked laser was more than 30 dB. The frequency difference could be tuned continuously over 2GHz and at high rate. Since far wavelength tuning without mode hops is possible for VCSELs, this system shows high reliability and more convenience. CPT resonance of rubidium was observed as the frequency difference between master and slave laser was scanned.

In optical frequency metrology, we can use this scheme to improve the performance of direct frequency comb measurements of absolute optical frequencies [12]. Using a locked femtosecond comb as master laser, the VCSEL and the following slave laser can filter out a single comb mode and largely increase its intensity while remaining coherent with such mode [13, 14, 15]. At the same time, we can control the shift of the slave laser's frequency relative to the comb mode frequency. Considering VCSELs' mode-hop free behavior and low seed power demand, this becomes a convenient supplement to scan and measure spectra frequencies while keeping femtosecond comb fixed, and benefits high accuracy absolute frequency measurement of large amount of transitions in atoms and molecules.

-
- [1] V. Shah, S. Knappe, L. Hollberg, and J. Kitching, *Opt. Lett.* **32**, 1244–1246 (2007).
 - [2] H. S. Moon, S. E. Park, Y. Park, L. Lee, and J. B. Kim, *J. Opt. Soc. Am. B* **23**, 2393–2397 (2006).

- [3] M. D. Eisaman, A. Andre, F. Massou, M. Fleischhauer, A. S. Zibrov, and M. D. Lukin, *Nature (London)* **438**, 837–841 (2005).
- [4] M. Kasevich, and S. Chu, *Phys. Rev. Lett.* **69**, 1741–1744

- (1992).
- [5] J. Ye, and J. L. Hall, *Opt. Lett.* **24**, 1838–1840 (1999).
 - [6] M. S. Shahriar, A. V. Turukhin, T. Liptay, Y. Tan, and P. R. Hemmer, *Opt. Commun.* **184**, 457–462 (2000).
 - [7] I. Dotsenko, W. Alt, S. Kuhr, D. Schrader, M. Müller, Y. Miroshnychenko, V. Gomer, A. Rauschenbeutel, D. Meschede, *Appl. Phys. B* **78**, 711–717 (2004).
 - [8] S. E. Park, T. Y. Kwon, and H. S. Lee, *IEEE Trans. Instrum. Meas.* **52**, 277–279 (2003).
 - [9] M. J. Snadden, R. B. M. Clarke, and E. Riis, *Opt. Lett.* **22**, 892–894 (1997).
 - [10] M. Lackner, G. Totschnig, F. Winter, M. Ortsiefer, M. C. Amann, R. Shau, and J. Roskopf, *Meas. Sci. Technol.* **14**, 101–106 (2003).
 - [11] M. Stähler, R. Wynands, S. Knappe, J. Kitching, L. Hollberg, A. Taichenachev, and V. Yudin, *Opt. Lett.* **27**, 1472–1475 (2002).
 - [12] A. Marian, M. C. Stowe, D. Felinto, and J. Ye, *Phys. Rev. Lett.* **95**, 023001 (2005).
 - [13] F. C. Cruz, M. C. Stowe, and J. Ye, *Opt. Lett.* **31**, 1337–1339 (2006).
 - [14] H. S. Moona, E. B. Kim, S. E. Park, and C. Y. Park, *Appl. Phys. Lett.* **89**, 181110 (2006).
 - [15] S. E. Park, E. B. Kim, Y.-H. Park, D. S. Yee, T. Y. Kwon, C. Y. Park, H. S. Moon, and T. H. Yoon, *Opt. Lett.* **31**, 3594–3596 (2006).