

DEPENDENCY AND FALSE DISCOVERY RATE: ASYMPTOTICS¹

BY HELMUT FINNER, THORSTEN DICKHAUS AND MARKUS ROTERS

*German Diabetes Center Düsseldorf, German Diabetes Center Düsseldorf
and Omnicare Clinical Research*

Some effort has been undertaken over the last decade to provide conditions for the control of the false discovery rate by the linear step-up procedure (LSU) for testing n hypotheses when test statistics are dependent. In this paper we investigate the expected error rate (EER) and the false discovery rate (FDR) in some extreme parameter configurations when n tends to infinity for test statistics being exchangeable under null hypotheses. All results are derived in terms of p -values. In a general setup we present a series of results concerning the interrelation of Simes' rejection curve and the (limiting) empirical distribution function of the p -values. Main objects under investigation are largest (limiting) crossing points between these functions, which play a key role in deriving explicit formulas for EER and FDR. As specific examples we investigate equi-correlated normal and t -variables in more detail and compute the limiting EER and FDR theoretically and numerically. A surprising limit behavior occurs if these models tend to independence.

1. Introduction. Control of the false discovery rate (FDR) in multiple hypotheses testing has become an attractive approach especially if a large number of hypotheses is at hand. The first FDR controlling procedure, a linear step-up procedure (LSU), was originally designed for independent p -values (cf. [1]) and has its origins in [3] (cf. also [14]). Meanwhile, it is known that the LSU-procedure controls the FDR even if the test statistics obey some special dependence structure. Key words are MTP_2 (multivariate total positivity of order 2) and PRDS (positive regression dependency on subsets). More formal descriptions of these conditions and proofs can be

Received April 2006; revised September 2006.

¹Supported by the Deutsche Forschungsgemeinschaft.

AMS 2000 subject classifications. Primary 62J15, 62F05; secondary 62F03, 60F99.

Key words and phrases. Exchangeable test statistics, expected error rate, false discovery rate, Glivenko–Cantelli theorem, largest crossing point, least favorable configurations, multiple comparisons, multiple test procedure, multivariate total positivity of order 2, positive regression dependency, Simes' test.

<p>This is an electronic reprint of the original article published by the Institute of Mathematical Statistics in <i>The Annals of Statistics</i>, 2007, Vol. 35, No. 4, 1432–1455. This reprint differs from the original in pagination and typographic detail.</p>
--

found in [2] and [13]. In view of testing problems with some ten thousand hypotheses as they appear, for example, in genetics, asymptotic considerations become more and more popular. The first asymptotic investigations concerning expected type I errors of the LSU-procedure, as well as for the corresponding linear step-down (LSD) procedure for the independent case, can be found in [7] and [8]. A first theoretical comparison of classical stepwise procedures controlling a multiple level α [or familywise error rate (FWER) in the strong sense] based on asymptotics is given in [5]. Moreover, attempts to improve the LSU-procedure and interesting investigations based on asymptotics can be found, for example, in [9, 10] and [16].

The LSU-procedure is based on the critical values $\alpha_{i:n} = i\alpha/n$, $i = 1, \dots, n$, introduced in [15] in a different context. Based on ordered p -values $p_{1:n} \leq \dots \leq p_{n:n}$, the LSU-procedure rejects the corresponding hypotheses $H_{1:n}, \dots, H_{m:n}$, where $m = \max\{i : p_{i:n} \leq \alpha_{i:n}\}$. The corresponding LSD-procedure rejects $H_{1:n}, \dots, H_{r:n}$, where $r = \max\{i : p_{j:n} \leq \alpha_{j:n} \text{ for all } j = 1, \dots, i\}$. Since $m \geq r$, the LSU-procedure may reject more hypotheses than the LSD-procedure, never less. In this paper we restrict attention to the LSU-procedure, which can be rewritten in terms of the empirical c.d.f. (e.c.d.f.) F_n (say) of the p_i 's. Setting $t^* = \sup\{t : F_n(t) \geq t/\alpha\}$, H_i is rejected iff $p_i \leq t^*$. The rejection curve $r_\alpha(t) = t/\alpha$ will be called the Simes-line. Note that $\alpha_{i:n} = r_\alpha^{-1}(i/n)$. The threshold t^* will be called the largest crossing point (LCP) between the e.c.d.f. and the Simes-line and plays a crucial role in this paper.

FDR control for a multiple test procedure is defined as follows. Let V_n denote the number of falsely rejected null hypotheses and let R_n denote the number of all rejections. Then the FDR (depending on the underlying parameter configuration $\vartheta \in \Theta$, say) is defined by

$$\text{FDR}_n(\vartheta) = \mathbb{E} \left[\frac{V_n}{R_n \vee 1} \right]$$

and is said to be controlled at level α if

$$\sup_{\vartheta \in \Theta} \text{FDR}_n(\vartheta) \leq \alpha.$$

The ratio $V_n/[R_n \vee 1]$ is the false discovery proportion (FDP). In the case of independent p -values both LSU and LSD control the FDR at level α ; more precisely, if $\vartheta \in \Theta$ is such that exactly n_0 hypotheses are true and the remaining $n_1 = n - n_0$ ones are false, for both LSU and LSD, the actual FDR is bounded by $n_0\alpha/n$. Under weak additional assumptions, we have in this setting for the LSU-procedure

$$\text{FDR}_n(\vartheta) = \frac{n_0}{n}\alpha.$$

Different proofs for this fact can be found in [1, 7, 13] and [16].

In [8] the expected number of type I errors (ENE), that is, $\text{ENE}_n(\vartheta) = \mathbb{E}[V_n]$, of LSU and LSD was investigated for the case that all hypotheses are true and p -values are independent. In this case the limiting ENE for $n \rightarrow \infty$ equals $\alpha/(1-\alpha)^2$ for LSU and $\alpha/(1-\alpha)$ for LSD. Moreover, in [7] the expected type I error rate (EER) defined by $\text{EER}_n(\zeta) = \mathbb{E}[V_n/n]$ was studied if a proportion $1-\zeta$ of hypotheses is *totally false*, that is, with p -values equal to zero with probability 1. For independent p -values, it was shown in [7] under quite general assumptions that for both LSU and LSD

$$\lim_{n \rightarrow \infty} \sup_{\vartheta \in \Theta} \mathbb{E} \left[\frac{V_n}{n} \right] = (1 - \sqrt{1-\alpha})^2 / \alpha = \alpha/4 + \alpha^2/8 + O(\alpha^3) \approx \alpha/4.$$

The worst case for the EER appears if the proportion of true hypotheses tends to $\zeta = (1 - \sqrt{1-\alpha})/\alpha = 1/2 + \alpha/8 + O(\alpha^2)$, and, for small values of α , the expected type I error rate is then approximately $\alpha/4$.

In this paper we investigate the behavior of EER and FDR of the LSU-procedure based on dependent test statistics if the number of hypotheses tends to infinity. It will be assumed that test statistics are exchangeable under the corresponding null hypotheses. The main issue will be the calculation of the limiting values of the actual EER and FDR in some extreme parameter configurations, where a proportion ζ_n of hypotheses will be assumed to be true and the remaining hypotheses will be assumed to be totally false. These configurations are least favorable for the EER, that is, EER becomes largest under these configurations if ζ_n is given. Theoretical results on least/most favorable configurations for the FDR (configurations where the FDR becomes largest/smallest) under dependence remain a challenging open problem. However, simulations indicate that extreme configurations (n_0 hypotheses true, n_1 hypotheses totally false) are first candidates for least favorable configurations and therefore of special theoretical interest. Until now, not many results are available concerning the behavior of EER and FDR under dependence. A brief discussion on expected type I errors for single-step procedures based on exchangeable test statistics and range statistics can be found in [6].

In Section 2 we develop a general theory for the computation of the limiting EER and FDR assuming that exchangeable test statistics of the type $T_i = g(X_i, Z)$ are at hand. The results heavily depend on the limit behavior of the e.c.d.f. of the underlying p -values given the value z of the disturbance variable Z . Generally, the limiting e.c.d.f. F_∞ (say) of dependent p -values differs substantially from that of independent p -values. Formulas for the limiting e.c.d.f. and crossing point determination are summarized in Lemma 2.1. For $\zeta_n \rightarrow \zeta \neq 1$, limiting EER and FDR are computed in Theorems 2.1 and 2.2 in terms of the set of largest crossing points (LCP's) between F_∞ and the Simes-line. The case $\zeta_n \rightarrow 1$ is more complex because limiting LCP's can be zero. For the latter case, we derive some important

technical results for the FDR in Lemmas 2.2 and 2.3 supposing that the c.d.f. of a proportion of p -values is linear in a neighborhood of zero. The limiting EER and FDR are then computed in Theorems 2.3 and 2.4. Moreover, we give an example where the FDR is exactly the same as in the independent case. By utilizing the results of Section 2, we investigate equi-correlated normal variables in Section 3 and jointly studentized t -statistics in Section 4. The corresponding formulas for the limiting EER and FDR are given in Theorems 3.1 and 3.2 and Theorems 4.1 and 4.2, respectively. A surprising behavior of the FDR occurs if these models tend to independence and the proportion of false hypotheses tends to 0; see Theorem 3.3 and Theorem 4.3. Some figures in Sections 3 and 4 illustrate the limiting behavior of EER and FDR. The numerical and computational effort for these graphs was enormous. A few concluding remarks are given in Section 5. Short proofs are in the main text, while more technical proofs are deferred to the Appendix.

2. Exchangeable test statistics: general considerations. We first consider the following basic model with exchangeable test statistics. Let X_i , $i = 1, \dots, n$, be real-valued independent random variables with support \mathcal{X} . Moreover, let Z be a further real-valued random variable, independent of the X_i 's, with support \mathcal{Z} and continuous c.d.f. W_Z . Denote the c.d.f. of X_i by W_i . Suppose the c.d.f. W_i depends on a parameter $\vartheta_i \in [\vartheta_0, \infty)$, where ϑ_0 is known. Without loss of generality, it will be assumed that $\vartheta_0 = 0$. Consider the multiple testing problem

$$H_i: \vartheta_i = 0 \quad \text{versus} \quad K_i: \vartheta_i > 0, \quad i = 1, \dots, n.$$

Suppose that $T_i = g(X_i, Z)$ (with support \mathcal{T}) is a suitable real-valued test statistic for testing H_i such that T_i tends to larger values if ϑ_i increases. In Section 3 we consider statistics of the type $T_i = g(X_i, Z) = X_i - Z$ and in Section 4 $T_i = g(X_i, Z) = X_i/Z$; see Examples 2.1 and 2.2 below. The sets \mathcal{X} , \mathcal{Z} and \mathcal{T} are assumed to be intervals. For convenience, we assume in this section that g is continuous, strictly increasing in the first and either strictly monotone or constant in the second argument. Moreover, let g_1 denote the inverse of g with respect to the first argument of g , that is, $g(x, z) = w$ iff $x = g_1(w, z)$. If g is strictly monotone in the second argument, we denote the inverse of g with respect to the second argument by g_2 , that is, $g(x, z) = w$ iff $z = g_2(x, w)$.

In the case that H_i is true, the c.d.f. of X_i (T_i) will be denoted by W_X (W_T) and W_X is assumed to be continuous. For $Z = z$, we define p -values $p_i = p_i(z)$ as a function of z by

$$(2.1) \quad p_i(z) = 1 - W_T(g(x_i, z)), \quad i = 1, \dots, n.$$

The ordered p -values are given by $p_{i:n}(z) = 1 - W_T(g(x_{n-i+1:n}, z))$. Under $H_0 = \bigcap_{i=1}^n H_i$, the e.c.d.f. of the p -values is denoted by $F_n(\cdot|z)$.

REMARK 2.1. It is important to note that, given $Z = z$, the p -values $p_i(z)$, $i = 1, \dots, n$, can be regarded (a) as conditionally independent random variables $1 - W_T(g(X_i, z))$ with values in $[0, 1]$, or, (b) under H_0 , as realizations of conditionally i.i.d. random variables with a common c.d.f. $F_\infty(\cdot|z)$ (say). In the latter case, given $Z = z$, it holds that $F_n(\cdot|z) \rightarrow F_\infty(\cdot|z)$ in the sense of the Glivenko–Cantelli theorem. Therefore, we refer to F_∞ as the limiting e.c.d.f. [of the p -values $p_i(z)$]. In view of (2.1), we get $F_\infty(t|z) = P(p_i(z) \leq t) = 1 - P(W_T(g(X_i, z)) < 1 - t) = 1 - P(g(X_i, z) < W_T^{-1}(1 - t)) = 1 - P(X_i < g_1(W_T^{-1}(1 - t), z))$, hence, since W_X is assumed to be continuous,

$$(2.2) \quad F_\infty(t|z) = 1 - W_X(g_1(W_T^{-1}(1 - t), z)), \quad t \in (0, 1).$$

For the sake of simplicity, it will be assumed that the model implies that $F_\infty(t|z)$ is continuous in $t \in [0, 1]$ and differentiable from the right at $t = 0$ with $F_\infty(0|z) = 0$ for all $z \in \mathcal{Z}$.

In the case that a proportion $\zeta_n = n_0/n$ of hypotheses is true and the rest is false, that is, n_0 hypotheses are true and $n_1 = n - n_0$ hypotheses are false, we make the following additional assumption in order to avoid laborious limiting considerations as $\vartheta_i \rightarrow \infty$ under K_i . It will be assumed that under an alternative $K_i: \vartheta_i > 0$, the parameter value $\vartheta_i = \infty$ is possible. Moreover, for $\vartheta_i = \infty$, it will be assumed that the p -value p_i has a Dirac distribution with point mass in 0. We refer to this situation as the D-EX(ζ_n) model. As briefly mentioned in the introduction, under suitable assumptions, EER becomes and FDR seems to become largest if $\vartheta_i \rightarrow \infty$ for all i with $\vartheta_i \in K_i$. In order to calculate upper bounds for EER and FDR, we therefore restrict attention to the D-EX(ζ_n) model which rarely (never) appears in practical applications. If one is interested in EER and FDR under other parameter configurations, one may put a prior on the ϑ_i 's under alternatives K_i , which results in a mixture model as considered, for example, in [9] or [16]. This makes things slightly more complex and will not be considered in this paper. In the D-EX(ζ_n) model, the e.c.d.f. of the p -values will be denoted by $F_n(\cdot|z, \zeta_n)$.

The following two examples fit in the D-EX(ζ_n) model and will be studied in more detail in Sections 3 and 4, respectively.

EXAMPLE 2.1. Let $X_i \sim N(0, 1)$, $i = 0, \dots, n$, be independent standard normal random variables and let $T_i = \vartheta_i + \sqrt{\bar{\rho}}X_i - \sqrt{\rho}X_0$ with $\vartheta_i \geq 0$, $i = 1, \dots, n$, where $\rho \in (0, 1)$ is assumed to be known and $\bar{\rho} = 1 - \rho$. Then $T = (T_1, \dots, T_n)$ is multivariate normally distributed with mean vector $\vartheta = (\vartheta_1, \dots, \vartheta_n)$, $\text{Var}[T_i] = 1$ for $i = 1, \dots, n$, and $\text{Cov}(T_i, T_j) = \rho$ for $1 \leq i \neq j \leq n$. Consider the multiple testing problem $H_i: \vartheta_i = 0$ versus $K_i: \vartheta_i > 0$, $i = 1, \dots, n$. This setup includes the well-known many-one multiple comparisons problem with underlying balanced design. For $\rho \in (0, 1)$, the distribution of T is MTP₂ so that the Benjamini–Hochberg bound applies; cf.

[2] or [13]. Note that Z is replaced by X_0 and $W_X = W_{X_0} = W_T = \Phi$, where Φ denotes the c.d.f. of the standard normal distribution. Suitable p -values for testing the H_i 's are given by $p_i = p_i(x_0) = 1 - \Phi(\vartheta_i + \sqrt{\rho}x_i - \sqrt{\rho}x_0)$, $i = 1, \dots, n$. Again, we add $\vartheta_i = \infty$ to the model such that $p_i = 0$ a.s. if $\vartheta_i = \infty$, $i = 1, \dots, n$. We denote this D-EX(ζ_n) model by D-EX-N(ζ_n).

EXAMPLE 2.2. Let $X_i \sim N(\vartheta_i, \sigma^2)$, $i = 1, \dots, n$, be independent normal random variables and let $\nu S^2/\sigma^2 \sim \chi_\nu^2$ be independent of the X_i 's. Without loss of generality, we assume $\sigma^2 = 1$ and the c.d.f. of $\sqrt{\nu}S$ will be denoted by F_{χ_ν} . Again we consider the multiple testing problem $H_i: \vartheta_i = 0$ versus $K_i: \vartheta_i > 0$, $i = 1, \dots, n$. Let $T_i = X_i/S$, $i = 1, \dots, n$. Then $T = (T_1, \dots, T_n)$ has a multivariate equi-correlated t -distribution. The c.d.f. (p.d.f.) of a univariate (central) t -distribution will be denoted by F_{t_ν} (f_{t_ν}) and a β -quantile of the t_ν -distribution will be denoted by $t_{\nu, \beta}$. Here Z is replaced by S , $W_X = \Phi$, $W_S(s) = F_{\chi_\nu}(s/\sqrt{\nu})$ and $W_T = F_{t_\nu}$. Suitable p -values (as a function of s) are defined by $p_i(s) = 1 - F_{t_\nu}(x_i/s)$. Again we add $\vartheta_i = \infty$ to the model such that $p_i = 0$ a.s. if $\vartheta_i = \infty$. We denote the corresponding D-EX(ζ_n) model by D-EX-t(ζ_n). It is outlined in [2] by employing PRDS arguments that the Benjamini–Hochberg bound applies in this model for $\alpha \in (0, 1/2)$.

The following obvious lemma gives explicit expressions for F_∞ (as a consequence of the Glivenko–Cantelli theorem, cf. (2.2) in Remark 2.1) and characterizes crossings with the Simes-line in the D-EX(ζ_n) model.

LEMMA 2.1. *Given D-EX(ζ_n) with $\lim_{n \rightarrow \infty} \zeta_n = \zeta \in (0, 1]$, the limiting e.c.d.f. of the p -values is given by*

$$F_\infty(t|z, \zeta) = (1 - \zeta) + \zeta(1 - W_X(g_1(W_T^{-1}(1 - t), z))), \quad t \in (0, 1).$$

Moreover, F_∞ crosses (or contacts) the Simes-line, that is, $F_\infty(t|z, \zeta) = t/\alpha$ for some $t \in (\alpha(1 - \zeta), \alpha)$ iff $W_X^{-1}((1 - t/\alpha)/\zeta) = g_1(W_T^{-1}(1 - t), z)$. If $F_\infty(t|z)$ is strictly decreasing in z for all $t \in (\alpha(1 - \zeta), \alpha)$ and if $F_\infty(t|z, \zeta) = t/\alpha$ for some $t^* \in (\alpha(1 - \zeta), \alpha)$, then

$$z = z(t^*|\zeta) = g_2(W_X^{-1}((1 - t^*/\alpha)/\zeta), W_T^{-1}(1 - t^*)).$$

Note that $F_\infty(t|z) = F_\infty(t|z, 1)$. Analogously, we set $z(t) = z(t|1)$.

Figure 1 illustrates the enormous impact of the disturbance variable and a large correlation in the D-EX-N(ζ_n) model on the LCP determining the number of rejections. In this example, for $x_0 = 0.0$ only the (totally) false hypotheses are rejected, while for $x_0 = -2.0$ we obtain 38 false rejections.

REMARK 2.2. Under the assumptions of Lemma 2.1, the Glivenko-Cantelli theorem yields

$$\lim_{n \rightarrow \infty} \sup_{t \in [0,1]} |F_n(t|z, \zeta_n) - F_\infty(t|z, \zeta)| = 0 \quad \text{almost surely for all } z \in \mathcal{Z}.$$

Moreover,

$$\mathbb{E}[F_\infty(t|Z, \zeta)] = \int F_\infty(t|z, \zeta) dP^Z(z) = 1 - \zeta + \zeta t \quad \text{for all } t \in [0, 1].$$

For $\lim_{n \rightarrow \infty} \zeta_n = \zeta \in (0, 1]$, define

$$(2.3) \quad t(z|\zeta) = \sup\{t \in [\alpha(1 - \zeta), \alpha] : F_\infty(t|z, \zeta) = t/\alpha\}.$$

If there exists an $\epsilon > 0$ such that $F_\infty(t|z, \zeta) > t/\alpha$ for all $t \in [t(z|\zeta) - \epsilon, t(z|\zeta))$ and $F_\infty(t|z, \zeta) < t/\alpha$ for all $t \in (t(z|\zeta), t(z|\zeta) + \epsilon]$, then $t(z|\zeta)$ will be called the largest crossing point (LCP) of $F_\infty(\cdot|z, \zeta)$ and the Simes-line. The set of LCP's will be denoted by C_ζ . Moreover, set $D_\zeta = \{z \in \mathcal{Z} : t(z|\zeta) \in C_\zeta\}$. Note that there may be some tangent points (TP's) $t(z|\zeta)$ defined by (2.3) with $F_\infty(t|z, \zeta) \leq t/\alpha$ in a neighborhood of $t(z|\zeta)$. However, it will be assumed that $P^Z(D_\zeta) = 1$. In practical examples, C_ζ is a finite union of intervals. For $\zeta \in (0, 1)$, we always have a well defined LCP or TP $t(z|\zeta) \geq \alpha(1 - \zeta) > 0$. For $\zeta = 1$, the LCP may be 0 for a large set of z -values, which makes the calculation of the limiting EER and FDR subtler.

In the following we make use of the notation

$$\text{FDR}_n(\zeta_n|z) = \mathbb{E}\left[\frac{V_n}{R_n \vee 1} \mid Z = z\right], \quad \text{FDR}_n(\zeta_n) = \mathbb{E}\left[\frac{V_n}{R_n \vee 1}\right],$$

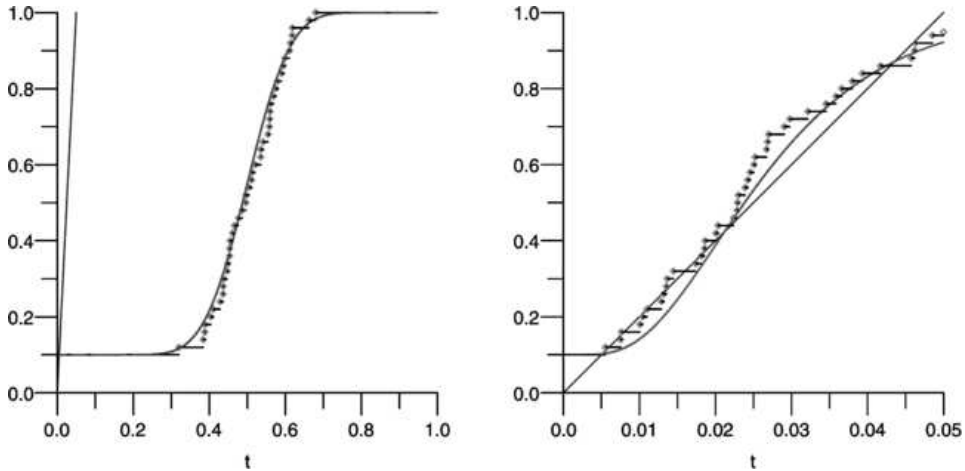


FIG. 1. The Simes-line for $\alpha = 0.05$ and two realizations of the e.c.d.f. $F_n(\cdot|x_0)$ together with $F_\infty(\cdot|x_0)$ in the $D\text{-EX-}N(\zeta_n)$ model for $n = 50$, $\zeta_n = 0.9$, $\rho = 0.95$ and $x_0 = 0.0$ (left picture with $t \in [0, 1]$), $x_0 = -2.0$ (right picture with $t \in [0, 0.05]$).

$$\text{FDR}_\infty(\zeta|z) = \lim_{n \rightarrow \infty} \text{FDR}_n(\zeta_n|z), \quad \text{FDR}_\infty(\zeta) = \lim_{n \rightarrow \infty} \text{FDR}_n(\zeta_n),$$

and the corresponding expressions for EER. Moreover, the notation $V_n(z)$, $R_n(z)$ will be used if $Z = z$ is given.

2.1. *All LCP's greater than zero.* We first consider the case $\zeta \in (0, 1)$.

THEOREM 2.1. *Given D-EX(ζ_n) with $\lim_{n \rightarrow \infty} \zeta_n = \zeta \in (0, 1)$, for all $z \in D_\zeta$*

$$(2.4) \quad \lim_{n \rightarrow \infty} \frac{V_n(z)}{n} = \frac{t(z|\zeta)}{\alpha} - (1 - \zeta) \quad a.s.,$$

$$(2.5) \quad \lim_{n \rightarrow \infty} \frac{V_n(z)}{R_n(z) \vee 1} = 1 - \frac{\alpha(1 - \zeta)}{t(z|\zeta)} \quad a.s.$$

PROOF. With a similar technique as in the proof of Lemma A.2 in [7], it can be shown that the proportion of rejected hypotheses $R_n(z)/n$ converges almost surely to $t(z|\zeta)/\alpha$. This fact immediately implies (2.4) and (2.5). \square

REMARK 2.3. Under the assumptions of Theorem 2.1,

$$(2.6) \quad \text{EER}_\infty(\zeta|z) = \mathbb{E} \left[\lim_{n \rightarrow \infty} \frac{V_n(z)}{n} \right] = \frac{t(z|\zeta)}{\alpha} - (1 - \zeta),$$

$$(2.7) \quad \text{FDR}_\infty(\zeta|z) = \mathbb{E} \left[\lim_{n \rightarrow \infty} \frac{V_n(z)}{R_n(z) \vee 1} \right] = 1 - \frac{\alpha(1 - \zeta)}{t(z|\zeta)}.$$

In view of the general assumption $P^Z(D_\zeta) = 1$, z can be replaced by Z in (2.4) and (2.5).

It remains to calculate $\text{EER}_\infty(\zeta)$ and $\text{FDR}_\infty(\zeta)$. This may be done in two ways. The first is to integrate (2.4) and (2.5) with respect to P^Z . In this case the main problem is the computation of $t(z|\zeta)$, which can be cumbersome. In general, $t(z|\zeta)$ cannot be determined explicitly. The second possibility seems more convenient and is summarized in the following theorem.

THEOREM 2.2. *Under the assumptions of Theorem 2.1, suppose that $F_\infty(t|z)$ is strictly decreasing in z for $t \in (\alpha(1 - \zeta), \alpha)$. Let $C_{\zeta,1} = \{t/\alpha - 1 + \zeta : t \in C_\zeta\}$, $C_{\zeta,2} = \{1 - \alpha(1 - \zeta)/t : t \in C_\zeta\}$ and denote the c.d.f. of $\lim_{n \rightarrow \infty} V_n(Z)/n$ and $\lim_{n \rightarrow \infty} V_n(Z)/(R_n(Z) \vee 1)$ by $G_{\zeta,1}$ and $G_{\zeta,2}$, respectively. Then*

$$(2.8) \quad G_{\zeta,1}(u) = 1 - W_Z(z(\alpha(u + 1 - \zeta)|\zeta)) \quad \text{for } u \in C_{\zeta,1} \cap (0, \zeta),$$

$$(2.9) \quad G_{\zeta,2}(u) = 1 - W_Z \left(z \left(\frac{\alpha(1 - \zeta)}{1 - u} \middle| \zeta \right) \right) \quad \text{for } u \in C_{\zeta,2} \cap (0, \zeta),$$

hence, EER_∞ and FDR_∞ can be computed via

$$\text{EER}_\infty(\zeta) = \int_{C_{\zeta,1}} u dG_{\zeta,1}(u) \quad \text{and} \quad \text{FDR}_\infty(\zeta) = \int_{C_{\zeta,2}} u dG_{\zeta,2}(u).$$

PROOF. Let $\zeta \in (0, 1)$ and $t \in C_\zeta \cap (\alpha(1 - \zeta), \alpha)$. From (2.4) in Theorem 2.1, we get

$$\left\{ z \in D_\zeta : \lim_{n \rightarrow \infty} \frac{V_n(z)}{n} > \frac{t}{\alpha} - (1 - \zeta) \text{ a.s.} \right\} = \{z \in D_\zeta : z < z(t|\zeta)\}.$$

Hence, the substitution $u = t/\alpha - (1 - \zeta)$ yields that for all $u \in C_{\zeta,1} \cap (0, \zeta)$

$$\begin{aligned} W_Z(z(\alpha(u + 1 - \zeta)|\zeta)) &= P^Z \left(\left\{ z \in D_\zeta : \lim_{n \rightarrow \infty} \frac{V_n(z)}{n} > \frac{t}{\alpha} - (1 - \zeta) \text{ a.s.} \right\} \right) \\ &= 1 - G_{\zeta,1}(u), \end{aligned}$$

which is (2.8). Similarly, we obtain from (2.5) in Theorem 2.1 that

$$\lim_{n \rightarrow \infty} \frac{V_n(z)}{R_n(z) \vee 1} > 1 - \frac{\alpha(1 - \zeta)}{t} \quad \text{a.s.} \quad \text{iff } z < z(t|\zeta).$$

Therefore, similar arguments as before yield that $G_{\zeta,2}$ is given by (2.9). \square

The latter result is a key step for the computation of $\text{EER}_\infty(\zeta)$ and $\text{FDR}_\infty(\zeta)$. In practical examples it remains to determine the sets $C_{\zeta,1}$ and $C_{\zeta,2}$ and to evaluate the corresponding integrals.

2.2. *Some LCP's equal to zero.* If an LCP is equal to zero, the behavior of the FDR heavily depends on the gradient in zero of the c.d.f. of the p -value distribution. The next two lemmas cover the finite case.

LEMMA 2.2. *Let $\alpha \in (0, 1)$, $0 \leq \gamma \leq 1/\alpha$, $n_0, n \in \mathbb{N}$, $n_0 \leq n$ and let ξ_1, \dots, ξ_{n_0} be i.i.d. random variables with values in $[0, 1]$ with c.d.f. F_ξ satisfying $F_\xi(t) = \gamma t$ for all $t \in [0, \alpha]$. Furthermore, let $\xi_{n_0+1}, \dots, \xi_n$ be random variables with values in $[0, 1]$, independent of $(\xi_j : 1 \leq j \leq n_0)$. For $c_i = i\alpha/n$, $i = 1, \dots, n$, define $R'_n = \max\{k \leq n : \xi_{k:n} \leq c_k\}$ and $V'_n = |\{i \in \{1, \dots, n_0\} : \xi_i \leq c_{R'_n}\}|$ (with $c_{R'_n} = -\infty$ for $R'_n = -\infty$). Then*

$$(2.10) \quad \mathbb{E} \left(\frac{V'_n}{R'_n \vee 1} \right) = \frac{n_0}{n} \gamma \alpha.$$

PROOF. For $1 \leq i \leq n_0$, denote the $(n - 1)$ -dimensional random vector $(\xi_1, \dots, \xi_{i-1}, \xi_{i+1}, \dots, \xi_n)$ by $\xi^{(i)}$, define for $1 \leq k < n$ the sets $D_k^{(i)}(\alpha) = \{\xi_{k:n-1}^{(i)} > c_{k+1}, \dots, \xi_{n-1:n-1}^{(i)} > c_n\}$ and set $D_0^{(i)}(\alpha) = \emptyset$, $D_n^{(i)}(\alpha) = \Omega$. Then

the left-hand side of (2.10) (cf., e.g., Lemma 3.2 and formula (4.4) in [13]) is equal to

$$\frac{1}{n} \sum_{i=1}^{n_0} \mathbb{P}(\xi_i \leq c_n) + \sum_{i=1}^{n_0} \sum_{j=2}^n \left[\frac{\mathbb{P}(\xi_i \leq c_{j-1})}{j-1} - \frac{\mathbb{P}(\xi_i \leq c_j)}{j} \right] \mathbb{P}(D_{j-1}^{(i)}(\alpha)).$$

Noting that $\mathbb{P}(\xi_i \leq c_n) = \gamma\alpha$ for all $1 \leq i \leq n_0$ and $\mathbb{P}(\xi_i \leq c_j)/j = \gamma\alpha/n$ for all $1 \leq j \leq n$, the assertion follows immediately. \square

As an application of Lemma 2.2, we insert a surprising example.

EXAMPLE 2.3. Under the general framework of this section, suppose the X_i follow an exponential distribution with scale parameter $\lambda = 1$ and location parameter ϑ_i and Z follows an exponential distribution with scale parameter $\lambda = 1$ and location parameter 0, and consider the model $T_i = g(X_i, Z) = X_i - Z$, $i = 1, \dots, n$. Under $H_i: \vartheta_i = 0$, the c.d.f. of T_i is given by $W_T(t) = \exp(t)/2$ for $t \leq 0$ and $W_T(t) = 1 - \exp(-t)/2$ for $t > 0$, while the p -values (as functions of the observed z -value) are given by $p_i(z) = 1 - W_T(x_i - z)$, $i = 1, \dots, n$. This results in

$$F_\infty(t|z) = \begin{cases} 2 \exp(-z)t, & \text{if } 0 \leq t \leq 1/2, \\ \exp(-z)(2 - 2t)^{-1}, & \text{if } 1/2 < t \leq u(z), \\ 1, & \text{if } u(z) < t \leq 1, \end{cases}$$

with $u(z) = 1 - \exp(-z)/2$. For convenience, we restrict attention to the case $\alpha \leq 1/2$. In order to apply Lemma 2.2, set $F_\xi(t) = F_\infty(t|z)$ and note that $p_i(z)$ has c.d.f. F_ξ if H_i is true. Therefore, supposing that n_0 hypotheses are true and $n_1 = n - n_0$ are false with fixed but arbitrary $\vartheta_i > 0$, we obtain with $\gamma(z) = 2 \exp(-z)$ and $\zeta_n = n_0/n$ that $\text{FDR}_n(\zeta_n|z) = \zeta_n \alpha \gamma(z)$ for all $z > 0$. Integrating with respect to P^Z finally results in

$$\text{FDR}_n(\zeta_n) = \zeta_n \alpha \int \gamma(z) dP^Z(z) = \zeta_n \alpha.$$

It may be astonishing that the Benjamini–Hochberg upper bound for the FDR is attained for all parameter configurations although the T_i 's are dependent. Notice that the MTP_2 property holds in this setting so that the Benjamini–Hochberg bound for the FDR applies. This is a consequence of Propositions 3.7 and 3.8 in [12], because the p.d.f. of the $\text{Exp}(\lambda)$ distribution is PF_2 for any $\lambda > 0$; see [11], page 30.

The next result extends Lemma 2.2 and is a helpful tool in the case that LCP's are in 0.

LEMMA 2.3. *Under the assumptions of Lemma 2.2 but only supposing that $F_\xi(t) = \gamma t$ for all $t \in [0, t^*]$ for some $t^* \in (0, \alpha]$, let $A_n(t^*) = \{F_n(t) <$*

$t/\alpha \forall t \in (t^*, \alpha]$, where F_n denotes the e.c.d.f. of ξ_1, \dots, ξ_n . Then, setting $r = \max\{i \in \mathbb{N}_0 : i\alpha/n \leq t^*\}$,

$$(2.11) \quad \mathbb{E}\left(\frac{V'_n}{R'_n \vee 1} \mathbf{1}_{A_n(t^*)}\right) = \frac{n_0}{n} \gamma \alpha \mathbb{P}(D_r^{(1)}(\alpha)).$$

PROOF. It is clear that $A_n(t^*) = \{R'_n \leq r\}$; hence, for $r > 0$, the left-hand side of (2.11) is now equal to

$$\frac{1}{r} \sum_{i=1}^{n_0} \mathbb{P}(\xi_i \leq c_r) \mathbb{P}(D_r^{(i)}(\alpha)) + \sum_{i=1}^{n_0} \sum_{j=2}^r \left[\frac{\mathbb{P}(\xi_i \leq c_{j-1})}{j-1} - \frac{\mathbb{P}(\xi_i \leq c_j)}{j} \right] \mathbb{P}(D_{j-1}^{(i)}(\alpha)).$$

The assertion follows similarly as in the proof of Lemma 2.2. \square

The following theorem, the proof of which is in the [Appendix](#), is an important step for the understanding of the limiting behavior of both EER (or ENE) and FDR given a fixed value $Z = z$ such that the LCP is in 0.

THEOREM 2.3. *Given $D\text{-EX}(\zeta_n)$ with $\lim_{n \rightarrow \infty} \zeta_n = 1$, let $z \in \mathcal{Z}$ be such that $F_\infty(t|z) < t/\alpha$ for all $t \in (0, \alpha]$. Setting $\gamma(z) = \lim_{t \rightarrow 0^+} F_\infty(t|z)/t$, it holds that*

$$(2.12) \quad \text{EER}_\infty(1|z) = 0,$$

$$(2.13) \quad \text{FDR}_\infty(1|z) = \alpha \gamma(z).$$

REMARK 2.4. In [8] the distribution and expectation of V_n were computed for uniform p -values under the assumption that all hypotheses are true. Assuming $\zeta_n = 1$ for all $n \in \mathbb{N}$, the nesting method in the proof of (2.13) together with the technique in [8] can be used to prove

$$\lim_{n \rightarrow \infty} \mathbb{E}[V_n(z)] = \begin{cases} \frac{\alpha \gamma(z)}{(1 - \alpha \gamma(z))^2}, & \gamma(z) < 1/\alpha, \\ \infty, & \gamma(z) = 1/\alpha. \end{cases}$$

It is important to note that this formula is only valid for $\zeta_n = 1$. If n_1 tends to infinity with $\lim_{n \rightarrow \infty} n_1/n = 0$ and $\gamma(z) > 0$, then $\lim_{n \rightarrow \infty} \mathbb{E}[V_n(z)] = \infty$.

To complete the picture for $\zeta = 1$, the next theorem puts things together.

THEOREM 2.4. *Given $D\text{-EX}(\zeta_n)$ with $\lim_{n \rightarrow \infty} \zeta_n = 1$, suppose that $F_\infty(t|z)$ is strictly decreasing in z for $t \in (0, \alpha)$. Moreover, let $G_{1,1}$ and $C_{1,1}$ be defined as in Theorem 2.2 and let $E_0 = \{z \in \mathcal{Z} : t(z|1) = 0\}$ and $E_1 = \mathcal{Z} \setminus E_0$. Then*

$$(2.14) \quad \text{EER}_\infty(1) = \int_{C_{1,1}} u dG_{1,1}(u),$$

$$(2.15) \quad \text{FDR}_\infty(1) = P^Z(E_1) + \alpha \int_{E_0} \gamma(z) dP^Z(z).$$

PROOF. Using the disjoint decomposition $\mathcal{Z} = E_0 + E_1$, we obtain

$$\begin{aligned} \text{EER}_\infty(1) &= \lim_{n \rightarrow \infty} \int_{\mathcal{Z}} \frac{V_n(z)}{n} dP^Z(z) \\ &= \int_{E_0} \lim_{n \rightarrow \infty} \frac{V_n(z)}{n} dP^Z(z) + \int_{E_1} \lim_{n \rightarrow \infty} \frac{V_n(z)}{n} P^Z(z) \\ &= A_1 + A_2 \text{ (say)}. \end{aligned}$$

Now, Theorem 2.3 immediately yields $A_1 = 0$, and in analogy to the arguments in the proof of Theorem 2.2, we get that $A_2 = \int_{C_{1,1} \setminus \{0\}} u dG_{1,1}(u)$. Therefore, (2.14) is proven. Applying the same decomposition (together with Theorem 2.3) to $\text{FDR}_\infty(1)$ and observing that $\lim_{n \rightarrow \infty} V_n(z)/(R_n(z) \vee 1) = 1$ if $z \in E_1$ [similar to (2.5) with $\zeta = 1$] finally proves (2.15). \square

3. Exchangeable normal variables (Example 2.1 continued). In the D-EX-N(ζ_n) model, assuming that the proportion ζ_n of true null hypotheses tends to 1, we obtain from Lemma 2.1 that the limiting e.c.d.f. of the p_i 's given $X_0 = x_0$ is given by

$$F_\infty(t|x_0) = 1 - \Phi(\Phi^{-1}(1-t)/\sqrt{\bar{\rho}} + \sqrt{\rho/\bar{\rho}}x_0) \quad \text{for all } t \in (0, 1),$$

and $F_\infty(0|x_0) = 1 - F_\infty(1|x_0) = 0$. Note that $F_\infty(t|x_0) = P(\sqrt{\bar{\rho}}X - \sqrt{\rho}x_0 > u_{1-t})$, where X denotes a standard normal variate and u_α denotes the corresponding α -quantile. Moreover, it is $\lim_{t \downarrow 0} (\partial/\partial t)F_\infty(t|x_0) = \lim_{t \uparrow 1} (\partial/\partial t)F_\infty(t|x_0) = 0$, and $F_\infty(\cdot|x_0)$ is convex for $0 \leq t \leq \Phi(x_0/\sqrt{\bar{\rho}})$ and concave for $\Phi(x_0/\sqrt{\bar{\rho}}) \leq t \leq 1$. Furthermore, $F_\infty(t|x_0)$ is strictly decreasing in x_0 for $t \in (0, 1)$ and $\lim_{\rho \downarrow 0} F_\infty(t|x_0) = t$.

Assuming that $\lim_{n \rightarrow \infty} \zeta_n = \zeta \in (0, 1]$, the limiting e.c.d.f. is given by

$$F_\infty(t|x_0, \zeta) = (1 - \zeta) + \zeta F_\infty(t|x_0).$$

Hence, for $\zeta \in (0, 1]$ and given $t \in (0, \alpha)$, $F_\infty(t|x_0, \zeta) = t/\alpha$ iff

$$(3.1) \quad x_0 = x_0(t|\zeta) = \sqrt{\bar{\rho}/\rho} \Phi^{-1}((1-t/\alpha)/\zeta) - \Phi^{-1}(1-t)/\sqrt{\bar{\rho}}.$$

For $\zeta \in (0, 1)$, we get $\lim_{t \downarrow \alpha(1-\zeta)} x_0(t|\zeta) = +\infty$ and $\lim_{t \uparrow \alpha} x_0(t|\zeta) = -\infty$. Moreover, $F_\infty(\cdot|x_0, \zeta)$ starts above the Simes-line so that there is at least one CP in $(0, 1)$. In fact, there may be one, two or three points of intersection in $(0, 1)$. For $\zeta = 1$, we get in contrast to $\zeta \in (0, 1)$ that $\lim_{t \downarrow 0} x_0(t|\zeta) = \lim_{t \uparrow \alpha} x_0(t|\zeta) = -\infty$. The limiting e.c.d.f. $F_\infty(\cdot|x_0) = F_\infty(\cdot|x_0, 1)$ starting with $F_\infty(0|x_0) = 0$ may have no, one or two CP's in $(0, 1)$.

In order to determine the set of LCP's, the following derivations are helpful. Let $u = \Phi^{-1}(1-t)$ and let

$$(3.2) \quad d(u|x_0, \zeta) = (1 - \zeta) + \zeta(1 - \Phi(u/\sqrt{\bar{\rho}} + \sqrt{\rho/\bar{\rho}}x_0)) - (1 - \Phi(u))/\alpha$$

denote the distance between the transformed F_∞ -curve and the transformed Simes-line. Then the conditions

$$(3.3) \quad d(u|x_0, \zeta) = 0,$$

$$(3.4) \quad \frac{\partial}{\partial u} d(u|x_0, \zeta) = 0$$

are necessary and sufficient for a TP (F_∞ touches the Simes-line). Note that condition (3.4) is equivalent to

$$(3.5) \quad u \in \{u_{1,2}(x_0) = -x_0/\sqrt{\rho} \pm \sqrt{\bar{\rho}/\rho} \sqrt{x_0^2 - 2 \ln(\sqrt{\bar{\rho}}/(\alpha\zeta))}\}.$$

If there exists a real solution u^* of (3.3) and $u^* = u_2(x_0) = -x_0/\sqrt{\bar{\rho}} - \sqrt{\bar{\rho}/\rho} \times \sqrt{x_0^2 - 2 \ln(\sqrt{\bar{\rho}}/(\alpha\zeta))}$ for given values of x_0, ρ, ζ , then we define $t_2 = 1 - \Phi(u^*)$. If such a solution u^* exists in case of $\zeta \in (0, 1)$, define t_1 as the smaller solution of $F_\infty(t|x_0, \zeta) = t/\alpha$. Then the set of LCP's is given by $C_\zeta = (\alpha(1 - \zeta), t_1) \cup (t_2, \alpha)$. Note that for $\zeta = 1$ there exists a unique TP such that the set of LCP's is given by $C_\zeta = \{0\} \cup (t_2, \alpha)$. Furthermore, for $\zeta \in (0, 1)$, there may be no such TP. In the latter case, formally interpreted as $t_1 = t_2$, we have $C_\zeta = (\alpha(1 - \zeta), \alpha)$. For example, such a situation occurs in the case $\bar{\rho} \geq (\alpha\zeta)^2$ and $\alpha \in (0, 1/2]$ iff $d(u_2(\underline{x}_0)|\underline{x}_0, \zeta) \geq 0$ for $\underline{x}_0 = -\sqrt{2 \ln(\sqrt{\bar{\rho}}/(\alpha\zeta))}$.

The (discontinuous) case $t_1 < t_2$ looks somewhat paradoxical. In this case, depending on the observed x_0 , either a small proportion $\pi_1 \in ((1 - \zeta), t_1/\alpha)$ or a larger proportion $\pi_2 \in (t_2/\alpha, 1)$ of hypotheses will be rejected although the distance between the corresponding x_0 values may be small. This occurs, for example, for $\alpha = 0.1$, $\zeta = 0.9999$.

The following two theorems give formulas for EER_∞ and FDR_∞ . The first theorem covers $\zeta \in (0, 1)$, the second one $\zeta = 1$. The proof of Theorem 3.1 can be found in the [Appendix](#), while the proof of Theorem 3.2 is a straightforward application of Theorem 2.4.

THEOREM 3.1. *Given model D-EX-N(ζ_n) with $\lim_{n \rightarrow \infty} \zeta_n = \zeta \in (0, 1)$, the set of LCP's is $C_\zeta = (\alpha(1 - \zeta), t_1) \cup (t_2, \alpha)$ for $t_1 < t_2$ and $C_\zeta = (\alpha(1 - \zeta), \alpha)$ for $t_1 = t_2$ (i.e., no TP) and*

$$\begin{aligned} \text{EER}_\infty(\zeta) &= \frac{t_2 - t_1}{\alpha} \Phi(x_0(t_1|\zeta)) \\ &+ \int_{1-\zeta}^{t_1/\alpha} \Phi(x_0(\alpha t|\zeta)) dt + \int_{t_2/\alpha}^1 \Phi(x_0(\alpha t|\zeta)) dt, \end{aligned}$$

$$\begin{aligned} \text{FDR}_\infty(\zeta) &= (z_2 - z_1) \Phi\left(x_0\left(\frac{\alpha(1 - \zeta)}{1 - z_1} \middle| \zeta\right)\right) \\ &+ \int_0^{z_1} \Phi\left(x_0\left(\frac{\alpha(1 - \zeta)}{1 - z} \middle| \zeta\right)\right) dz + \int_{z_2}^\zeta \Phi\left(x_0\left(\frac{\alpha(1 - \zeta)}{1 - z} \middle| \zeta\right)\right) dz, \end{aligned}$$

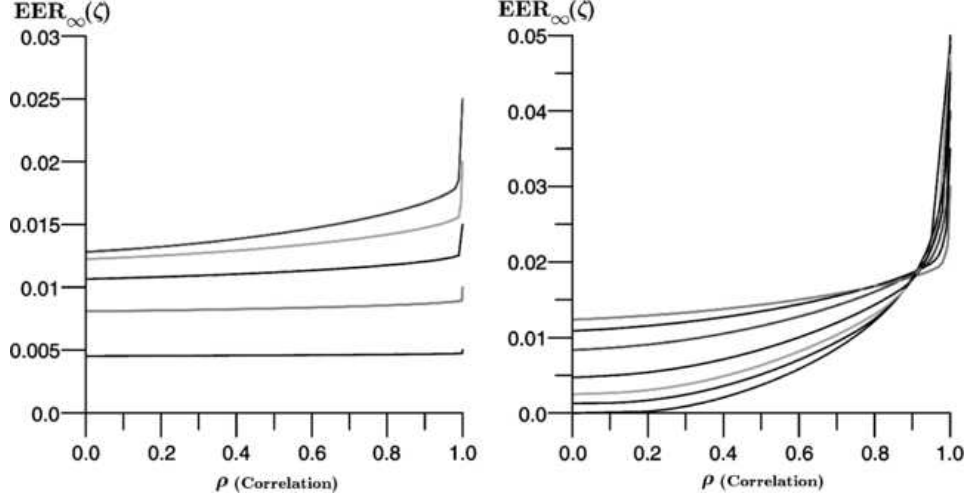


FIG. 2. $EER_{\infty}(\zeta)$ in the $D\text{-EX-}N(\zeta_n)$ model for $\alpha = 0.05$ and $\zeta = 0.1, 0.2, 0.3, 0.4, 0.5$ (left picture) and $\zeta = 0.6, 0.7, 0.8, 0.9, 0.95, 0.975, 1$ (right picture).

where $z_i = 1 - \alpha(1 - \zeta)/t_i$, $i = 1, 2$.

THEOREM 3.2. *Given model $D\text{-EX-}N(\zeta_n)$ with $\lim_{n \rightarrow \infty} \zeta_n = \zeta = 1$, the set of LCP's is $C_{\zeta} = \{0\} \cup (t_2, \alpha)$ and*

$$EER_{\infty}(1) = t_2 \Phi(x_0(t_2|\zeta))/\alpha + \int_{t_2/\alpha}^1 \Phi(x_0(\alpha t|\zeta)) dt,$$

$$FDR_{\infty}(1) = \Phi(x_0(t_2|\zeta)).$$

REMARK 3.1. For $\zeta = 1$, we obtain an upper bound for $x_0(t_2|\zeta)$ and $FDR_{\infty}(1)$, respectively, if $\rho \leq 1 - \alpha^2$. From the derivations before Theorem 3.1, we get $x_0(t_2|\zeta) \leq \underline{x}_0 = -\sqrt{2 \ln(\sqrt{\rho}/\alpha)}$ and consequently, $FDR_{\infty}(1) \leq \Phi(\underline{x}_0)$. This is helpful for the numerical determination of $x_0(t_2|\zeta)$.

The following interesting and maybe unexpected result, which will be discussed in Section 5, concerns a discontinuity for $\zeta = 1$ and $\rho \rightarrow 0$. The proof is given in the [Appendix](#).

THEOREM 3.3. *Given model $D\text{-EX-}N(\zeta_n)$ with $\lim_{n \rightarrow \infty} \zeta_n = \zeta = 1$ and $\alpha \in (0, 1/2]$,*

$$(3.6) \quad \lim_{\rho \rightarrow 0^+} FDR_{\infty}(1) = \Phi(-\sqrt{-2 \ln(\alpha)}).$$

Figures 2 and 3 display $\text{EER}_\infty(\zeta)$ and $\text{FDR}_\infty(\zeta)$, respectively, for various values of ζ for $\rho \in [0, 1]$. For $\rho \rightarrow 0$, $\text{EER}_\infty(\zeta)$ tends to $\alpha(1 - \zeta)/(1 - \alpha\zeta)$ as expected (cf. [7]) and for $\rho \rightarrow 1$, $\text{EER}_\infty(\zeta)$ tends to $\zeta\alpha$. Moreover, it seems that $\text{EER}_\infty(\zeta)$ is increasing in ρ with largest values for large ρ and ζ . If ρ is not too large (< 0.9), $\text{EER}_\infty(\zeta)$ is largest for $\zeta \approx 1/2$. For $\zeta \in (0, 1)$, FDR tends to the Benjamini–Hochberg bound for $\rho \rightarrow 0$ and $\rho \rightarrow 1$. For $\rho = 1$, we have total dependence so that $\text{FDR}_n(\zeta_n) = \zeta_n\alpha$ in the D-EX-N(ζ_n) model. For large values of ζ , the computation of $\text{FDR}_\infty(\zeta)$ is extremely cumbersome. The main reason is that the TP's are very close to 0 so that an enormous numerical accuracy is required. Finally, it is interesting to note that for $\zeta = 1$, $\text{FDR}_\infty(1)$ reflects the limiting behavior of the true level of Simes' [15] global test for the intersection hypothesis. Our results imply that this global test has an asymptotic level greater than zero for all correlations $\rho \in [0, 1]$, which is a new finding.

4. Studentized normal variables (Example 2.2 continued). In the D-EX- $t(\zeta_n)$ model with $\lim_{n \rightarrow \infty} \zeta_n = \zeta = 1$, $F_\infty(\cdot|s)$ is given by

$$F_\infty(t|s) = 1 - \Phi(sF_{t_\nu}^{-1}(1-t)) = 1 - \Phi(st_{\nu,1-t}).$$

Note that $F_\infty(t|s)$ is decreasing in s for $t < 1/2$ and increasing in s for $t > 1/2$. Moreover, $(\partial/\partial t)F_\infty(t|s) = s\varphi(st_{\nu,1-t})/f_{t_\nu}(t_{\nu,1-t})$, hence, we get

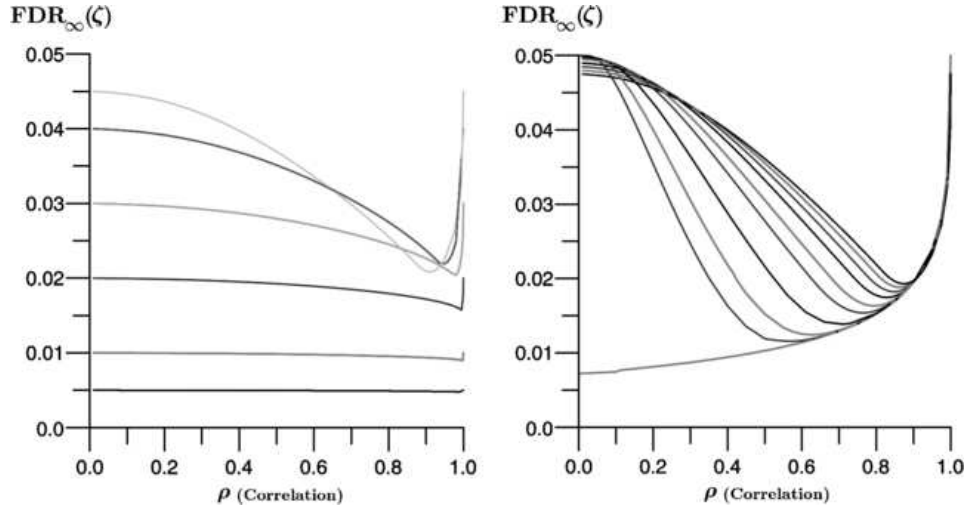


FIG. 3. $\text{FDR}_\infty(\zeta)$ in the D-EX-N(ζ_n) model for $\alpha = 0.05$ and $\zeta = 0.1, 0.2, 0.4, 0.6, 0.8, 0.9$ (left picture) and $\zeta = 0.95, 0.96, 0.97, 0.98, 0.99, 0.995, 0.999, 0.9999, 0.99999, 1$ (right picture).

$\lim_{t \downarrow 0} (\partial/\partial t) F_\infty(t|s) = \lim_{t \uparrow 1} (\partial/\partial t) F_\infty(t|s) = 0$. Moreover,

$$\frac{\partial^2}{\partial t^2} F_\infty(t|s) > 0 \quad \text{iff} \quad -s^2 t_{\nu,1-t} < \frac{f'_{t_\nu}(t_{\nu,1-t})}{f_{t_\nu}(t_{\nu,1-t})}.$$

This condition is equivalent to

$$s^2 t_{\nu,1-t} > \frac{\nu+1}{\nu} \left(1 + \frac{t_{\nu,1-t}^2}{\nu}\right)^{-1} t_{\nu,1-t}.$$

Hence, for $t < 1/2$, $F_\infty(t|s)$ is convex for $t < \min\{1/2, F_{t_\nu}(-a(s, \nu))\}$ with $a(s, \nu) = ((\nu+1)/s^2 - \nu)^{1/2}$ and concave otherwise. For $t > 1/2$, $F_\infty(t|s)$ is convex for $t < \max\{1/2, F_{t_\nu}(a(s, \nu))\}$ and concave otherwise. Notice that $F_\infty(1/2|s) = 1/2$ for all $s > 0$. As a consequence, for $\alpha < 1/2$, F_∞ crosses the Simes-line at most if $F_{t_\nu}(-a(s, \nu)) < 1/2$, which happens if $s^2 < (\nu+1)/\nu$.

Given the D-EX-t(ζ_n) model with $\lim_{n \rightarrow \infty} \zeta_n = \zeta \in (0, 1]$, the limiting e.c.d.f. is given by

$$F_\infty(t|s, \zeta) = (1 - \zeta) + \zeta(1 - \Phi(sF_{t_\nu}^{-1}(1-t))).$$

For convenience, we restrict attention to $\alpha \in (0, 1/2]$ in the remainder of this section. For $\zeta \in (0, 1]$, we have $F_\infty(t|s, \zeta) = t/\alpha$ iff

$$s = s(t|\zeta) = \frac{\Phi^{-1}((1-t/\alpha)/\zeta)}{F_{t_\nu}^{-1}(1-t)},$$

where $s(t|\zeta) > 0$ iff $t < \alpha(1 - \zeta/2)$. Therefore, LCP's are only possible in $[t_u, t_o]$ with $t_u = \alpha(1 - \zeta)$ and $t_o = \alpha(1 - \zeta/2)$. Notice that $\lim_{t \downarrow t_u} s(t|\zeta) = \lim_{t \uparrow t_o} s(t|\zeta) = 0$ for $\zeta = 1$, while $\lim_{t \downarrow t_u} s(t|\zeta) = \infty$ and $\lim_{t \uparrow t_o} s(t|\zeta) = 0$ for $\zeta \in (0, 1)$. For $\zeta \in (0, 1)$, the set C_ζ of LCP's consists of one or two intervals denoted by $(\alpha(1 - \zeta), t_1)$ and $(t_2, \alpha(1 - \zeta/2))$. If there exists a TP we have $t_1 < t_2$ and the TP is t_2 ; otherwise $t_1 = t_2$. In the case $\zeta = 1$ the existence of a TP (denoted by t_2) is guaranteed and the set of LCP's is given by $C_1 = \{0\} \cup (t_2, \alpha/2)$. Hence, the situation is quite similar to the D-EX-N(ζ_n) model in Section 3 except that there are no crossing points at all in $[t_o, \alpha]$. With $u = F_{t_\nu}^{-1}(1-t)$, the distance function between F_∞ and the Simes-line is defined by $d_\nu(u|s, \zeta) = (1 - \zeta) + \zeta(1 - \Phi(su)) - F_{t_\nu}(-u)/\alpha$. Necessary and sufficient conditions for a TP (F_∞ touches the Simes-line) are now given by

$$d_\nu(u|s, \zeta) = 0 \quad \text{and} \quad \frac{\partial}{\partial u} d_\nu(u|s, \zeta) = 0,$$

which are equivalent to $\alpha\Phi(-su) = F_{t_\nu}(-u)$ and $s\alpha\varphi(su) = f_{t_\nu}(u)$.

We summarize the behavior of EER and FDR in the following two theorems in analogy to the results of Section 3.

THEOREM 4.1. *Given model D-EX- $t(\zeta_n)$ with $\lim_{n \rightarrow \infty} \zeta_n = \zeta \in (0, 1)$ and $\alpha \in (0, 1/2]$, the set of LCP's is $C_\zeta = (\alpha(1 - \zeta), t_1) \cup (t_2, \alpha(1 - \zeta/2))$ for $t_1 < t_2$ and $C_\zeta = (\alpha(1 - \zeta), \alpha(1 - \zeta/2))$ for $t_1 = t_2$ (i.e., no TP) and*

$$\begin{aligned} \text{EER}_\infty(\zeta) &= \frac{t_2 - t_1}{\alpha} F_{\chi_\nu}(\sqrt{\nu}s(t_1|\zeta)) \\ &\quad + \int_{1-\zeta}^{t_1/\alpha} F_{\chi_\nu}(\sqrt{\nu}s(\alpha t|\zeta)) dt \\ &\quad + \int_{t_2/\alpha}^{1-\zeta/2} F_{\chi_\nu}(\sqrt{\nu}s(\alpha t|\zeta)) dt, \\ \text{FDR}_\infty(\zeta) &= (z_2 - z_1) F_{\chi_\nu} \left(\sqrt{\nu}s \left(\frac{\alpha(1 - \zeta)}{1 - z_1} \middle| \zeta \right) \right) \\ &\quad + \int_0^{z_1} F_{\chi_\nu} \left(\sqrt{\nu}s \left(\frac{\alpha(1 - \zeta)}{1 - z} \middle| \zeta \right) \right) dz \\ &\quad + \int_{z_2}^{z_3} F_{\chi_\nu} \left(\sqrt{\nu}s \left(\frac{\alpha(1 - \zeta)}{1 - z} \middle| \zeta \right) \right) dz, \end{aligned}$$

where $z_i = 1 - \alpha(1 - \zeta)/t_i$, $i = 1, 2$, and $z_3 = \zeta/(2 - \zeta)$.

THEOREM 4.2. *Given model D-EX- $t(\zeta_n)$ with $\lim_{n \rightarrow \infty} \zeta_n = \zeta = 1$ and $\alpha \in (0, 1/2]$, the set of LCP's is $C_\zeta = \{0\} \cup (t_2, \alpha/2)$ and*

$$\begin{aligned} \text{EER}_\infty(1) &= t_2 F_{\chi_\nu}(\sqrt{\nu}s(t_2|\zeta))/\alpha + \int_{t_2/\alpha}^1 F_{\chi_\nu}(\sqrt{\nu}s(\alpha t|\zeta)) dt, \\ \text{FDR}_\infty(1) &= F_{\chi_\nu}(\sqrt{\nu}s(t_2|\zeta)). \end{aligned}$$

Finally, for $\zeta = 1$, we consider the case that the degrees of freedom ν tend to infinity. Heuristically, this means that the model tends to independence. In contrast to the normal case of the previous section, the solution is more difficult. The reason is that one has to find suitable asymptotic expansions for f_{t_ν} and F_{t_ν} given in [4]. Application of these expansions yields the following result, the proof of which is given in the [Appendix](#).

LEMMA 4.1. *Let $\alpha \in (0, 1/2]$ and define*

$$s = s_\nu(x) = 1 - \nu^{-1/2}(-\ln(x))^{1/2} + o(\nu^{-1/2}), \quad x \in (0, 1/2].$$

Then, given model D-EX- $t(\zeta_n)$ with $\lim_{n \rightarrow \infty} \zeta_n = \zeta = 1$, it holds for sufficiently large ν that $F_\infty(\cdot|s_\nu(x))$ has (i) two CP's for all $x \in (0, \alpha)$, and (ii) no CP for all $x \in (\alpha, 1/2]$.

Application of this lemma yields the same limit of the FDR for $\zeta_n \rightarrow 1$ and $\nu \rightarrow \infty$ as in Theorem 3.3; cf. the discussion in Section 5.

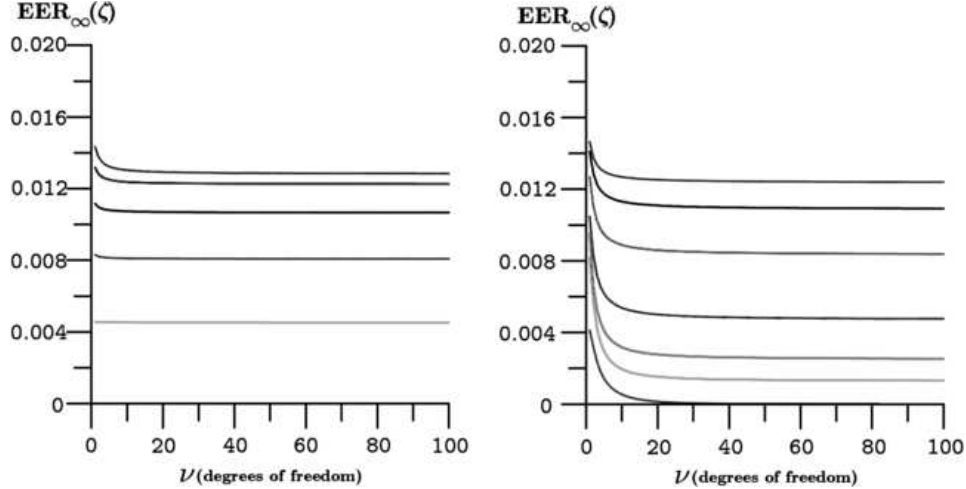


FIG. 4. $EER_\infty(\zeta)$ in the $D\text{-}EX\text{-}t(\zeta_n)$ model for $\alpha = 0.05$ and $\zeta = 0.1, 0.2, 0.3, 0.4, 0.5$ (left picture) and $\zeta = 0.6, 0.7, 0.8, 0.9, 0.95, 0.975, 1$ (right picture).

THEOREM 4.3. *Let $\alpha \in (0, 1/2]$. Then, given model $D\text{-}EX\text{-}t(\zeta_n)$ with $\lim_{n \rightarrow \infty} \zeta_n = 1$,*

$$(4.1) \quad \lim_{\nu \rightarrow \infty} \text{FDR}_\infty(1) = \Phi(-\sqrt{-2 \ln(\alpha)}).$$

PROOF. The result follows by letting $x \rightarrow \alpha$ in Lemma 4.1 and by applying the central limit theorem. Setting $s_\nu = s_\nu(\alpha)$, we get

$$\begin{aligned} \lim_{\nu \rightarrow \infty} \text{FDR}_\infty(1) &= \lim_{\nu \rightarrow \infty} P(S \leq s_\nu) \\ &= \lim_{\nu \rightarrow \infty} P\left(\frac{\nu S^2 - \nu}{\sqrt{2\nu}} \leq \frac{\nu s_\nu^2 - \nu}{\sqrt{2\nu}}\right) \\ &= \lim_{\nu \rightarrow \infty} P\left(\frac{\nu S^2 - \nu}{\sqrt{2\nu}} \leq -\sqrt{-2 \ln(\alpha)} + o(1)\right) \\ &= \Phi(-\sqrt{-2 \ln(\alpha)}). \quad \square \end{aligned}$$

In analogy to Section 3, Figures 4 and 5 display $EER_\infty(\zeta)$ and $\text{FDR}_\infty(\zeta)$, respectively, for various values of ζ and ν . It seems that $EER_\infty(\zeta)$ is decreasing in ν . For $\nu \rightarrow \infty$, $EER_\infty(\zeta)$ again tends to the value $\alpha(1 - \zeta)/(1 - \alpha\zeta)$ as expected; see [7]. Note that $EER_\infty(\zeta)$ is already close to this limit if ν is not too small. As expected, for $\zeta \approx 1/2$ and ν not too small, $EER_\infty(\zeta)$ is largest. Except for $\zeta = 1$, the FDR tends to the Benjamini–Hochberg bound $\zeta\alpha$ for increasing degrees of freedom. The limit for $\nu \rightarrow 0$ is not clear. In the latter case the density of the t -distribution becomes flatter and flatter

and the computation of $\text{FDR}_\infty(\zeta)$ becomes extremely difficult. As in the D-EX-N(ζ_n) model with $\zeta_n \rightarrow 1$, $\text{FDR}_\infty(1)$ reflects the limiting behavior of the true level of Simes' [15] global test for the intersection hypothesis and again, our results show that it is asymptotically greater than zero for all $\nu > 0$.

5. Concluding remarks. The investigations in this paper show that the false discovery proportion $\text{FDP} = V_n/[R_n \vee 1]$ of the LSU-procedure can be very volatile in the case of dependent p -values, that is, the actual FDP may be much larger (or smaller) than in the independent case. The same is true for V_n , V_n/n , R_n and R_n/n . Under mild assumptions, the e.c.d.f. of the p -values converges to a fixed curve under independence (cf. [7]), which implies convergence of V_n/n and R_n/n to fixed values. On the other hand, the shape of the e.c.d.f. of the p -values under exchangeability heavily depends on the (realization of the) disturbance variable Z ; cf. Figure 1. In the latter case, the limit distribution of V_n/n and R_n/n typically has positive variance.

It is often assumed that there may be some kind of weak dependence between test statistics (cf., e.g., [16]), being close to independence in some sense. The results in Theorems 3.3 and 4.3 and the numerical calculations reflected in Figures 3 and 5 suggest that for large n and $\zeta_n \rightarrow 1$ small deviations from independence (small ρ or large ν) may result in a substantially smaller FDR than the Benjamini–Hochberg bound. However, simulations for small ρ and large ν show that $\text{FDR}_n(\zeta_n)$ approaches its limit $\text{FDR}_\infty(1)$ only for unrealistically large values of n if $\zeta_n \rightarrow 1$. For example, in the D-EX-N(ζ_n) model with $\alpha = 0.05$, $n = 100,000$ and $\rho = 0.1$, we obtained $\text{FDR}_n(1) \approx$

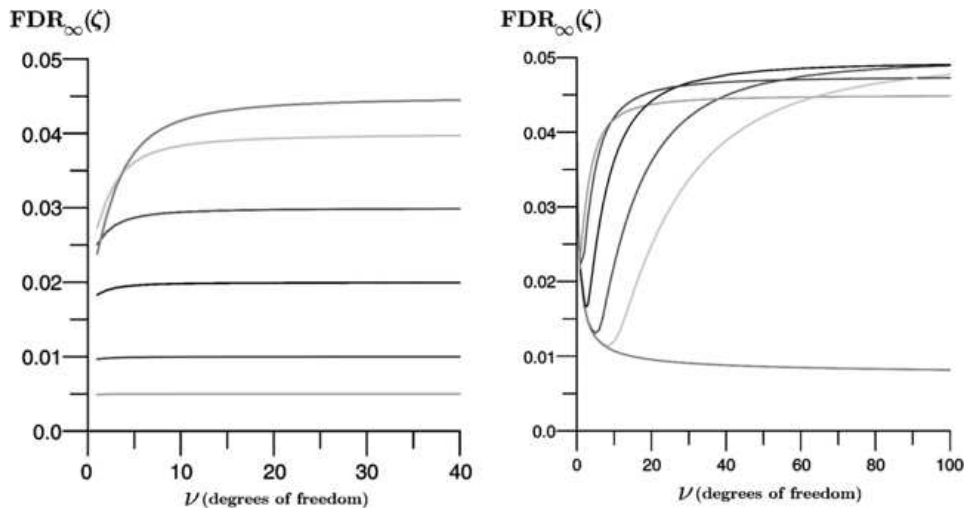


FIG. 5. $\text{FDR}_\infty(\zeta)$ in the D-EX- $t(\zeta_n)$ model for $\alpha = 0.05$ and $\zeta = 0.1, 0.2, 0.4, 0.6, 0.8, 0.9$ (left picture) and $\zeta = 0.9, 0.95, 0.99, 0.999, 0.9999, 1$ (right picture).

0.0417 by simulation. For $\rho = 0.01$, we got $\text{FDR}_n(1) \approx 0.05$. A possible explanation may be that $\lim_{\rho \rightarrow 0^+} \text{FDR}_n(1) = \alpha$, $\lim_{\nu \rightarrow \infty} \text{FDR}_n(1) = \alpha$, hence, the order of limits plays a severe role. Moreover, for small ρ , it seems that n has to be very large such that the e.c.d.f. reproduces the shape of F_∞ close to 0. For $\zeta < 1$, the FDR_∞ curves in Figures 3 and 5 reflect the FDR for realistically large n (e.g., $n = 1000$) very well. The reason is that the shape behavior of F_∞ close to 0 is not that crucial as for $\zeta = 1$.

Example 2.3 shows that the FDR under dependence may also have the same behavior as in the independent case. Therefore, it seems very difficult to predict what happens with EER, FDR and FDP in models with more complicated dependence structure, for example, in a multivariate normal model with arbitrary covariance matrix. In any case, results of the LSU-procedure, or more generally, of any FDR controlling procedure, should be interpreted with some care under dependence, taking into account that the FDR refers to an expectation and that the procedure at hand may lead to much more false discoveries than expected.

In the models studied in Sections 3 and 4, the EER becomes smallest if $\vartheta_i \rightarrow 0^+$ for all $i \in I_1$ and tends to $\zeta_n \text{EER}_n(1)$, where $I_1 = \{j : K_j \ni \vartheta_j\}$. It is not clear for which parameters ϑ_i the FDR becomes smallest. However, if $\vartheta_i \rightarrow 0^+$ for all $i \in I_1$, $\zeta_n \rightarrow \zeta \in (0, 1)$, the FDR tends to $\zeta \text{FDR}_\infty(1)$.

Finally, with slight modifications of the methods developed in this paper, one can also treat statistics like $T_i = |X_i - Z|$ or $T_i = |X_i|/Z$. Somewhat more effort will be necessary if the disturbance variable Z is two-dimensional as, for example, in $T_i = |X_i - Z_1|/Z_2$.

APPENDIX: PROOFS

PROOF OF THEOREM 2.3. The assumptions concerning F_∞ imply that $\lim_{n \rightarrow \infty} R_n(z)/n = 0$ almost surely. Noting that $V_n(z)/n \leq R_n(z)/n$ for all $n \in \mathbb{N}$, (2.12) is obvious.

In order to prove (2.13), we nest F_∞ between two c.d.f.'s being linear in a neighborhood of zero. To this end, let $t^* \in (0, \alpha]$ be fixed, $B = [0, t^*]$, $m_\ell(t^*) = \inf_{t \in B \setminus \{0\}} F_\infty(t|z)/t$, $m_u(t^*) = \sup_{t \in B \setminus \{0\}} F_\infty(t|z)/t$, and

$$F_\ell(t) = m_\ell(t^*)t \cdot \mathbf{1}_B(t) + F_\infty(t|z) \cdot \mathbf{1}_{B^c}(t),$$

$$F_u(t) = m_u(t^*)t \cdot \mathbf{1}_B(t) + \max\{m_u(t^*)t^*, F_\infty(t|z)\} \cdot \mathbf{1}_{B^c}(t).$$

This results in $F_\ell(t) \leq F_\infty(t|z) \leq F_u(t)$ for all $t \in [0, 1]$. For $n \in \mathbb{N}$, let the event $A_n(t^*)$ be defined as in Lemma 2.3. Then

$$\begin{aligned} \text{FDR}_n(\zeta_n|z) &= \mathbb{E}\left(\frac{V_n(z)}{R_n(z) \vee 1} \mathbf{1}_{A_n(t^*)}\right) + \mathbb{E}\left(\frac{V_n(z)}{R_n(z) \vee 1} \mathbf{1}_{A_n^c(t^*)}\right) \\ &= \Lambda_n + \lambda_n \text{ (say)}. \end{aligned}$$

With $r_n = \max\{i \in \mathbb{N}_0 : i\alpha/n \leq t^*\}$, we obtain similarly to the arguments in the proof of Lemma 2.2 that

$$\begin{aligned}\Lambda_n &= \mathbb{E}\left(\frac{V_n(z)}{R_n(z) \vee 1} \mathbf{1}_{\{R_n(z) \leq r_n\}}\right) \\ &= n_0 \sum_{j=1}^{r_n} \frac{\mathbb{P}(p_1(z) \leq j\alpha/n)}{j} [\mathbb{P}(D_j^{(1)}(\alpha)) - \mathbb{P}(D_{j-1}^{(1)}(\alpha))].\end{aligned}$$

Due to the pointwise order of F_ℓ , F_∞ and F_u , we get

$$\zeta_n m_\ell(t^*) \alpha \mathbb{P}(D_{r_n}^{(1)}(\alpha)) \leq \Lambda_n \leq \zeta_n m_u(t^*) \alpha \mathbb{P}(D_{r_n}^{(1)}(\alpha)),$$

$$\zeta_n m_\ell(t^*) \alpha \mathbb{P}(D_{r_n}^{(1)}(\alpha)) + \lambda_n \leq \text{FDR}_n(\zeta_n | z) \leq \zeta_n m_u(t^*) \alpha \mathbb{P}(D_{r_n}^{(1)}(\alpha)) + \lambda_n.$$

Since $\zeta_n \rightarrow 1$, $\mathbb{P}(D_{r_n}^{(1)}(\alpha)) \rightarrow 1$ and $\mathbb{P}(A_n(t^*)) \rightarrow 1$ for $n \rightarrow \infty$, we obtain $\lambda_n \rightarrow 0$ and $m_\ell(t^*) \alpha \leq \liminf_{n \rightarrow \infty} \text{FDR}_n(\zeta_n | z) \leq \limsup_{n \rightarrow \infty} \text{FDR}_n(\zeta_n | z) \leq m_u(t^*) \alpha$. The assertion now follows by noticing that $\lim_{t^* \rightarrow 0^+} m_\ell(t^*) = \lim_{t^* \rightarrow 0^+} m_u(t^*) = \gamma(z)$. \square

PROOF OF THEOREM 3.1. Denote the p.d.f. corresponding to $G_{\zeta,1}$ by $g_{\zeta,1}$ and notice that $C_{\zeta,1} = (0, t_1/\alpha - (1 - \zeta)) \cup (t_2/\alpha - (1 - \zeta), \zeta)$. From Theorem 2.2, we get

$$\text{EER}_\infty(\zeta) = \int_0^{t_1/\alpha - (1 - \zeta)} u g_{\zeta,1}(u) du + \int_{t_2/\alpha - (1 - \zeta)}^\zeta u g_{\zeta,1}(u) du.$$

Since $x_0(t_1|\zeta) = x_0(t_2|\zeta)$ and $\lim_{t \uparrow \alpha} x_0(t|\zeta) = -\infty$, we get

$$\begin{aligned}\text{EER}_\infty(\zeta) &= (t_1/\alpha - (1 - \zeta))(1 - \Phi(x_0(t_1|\zeta))) + \zeta \\ &\quad - (t_2/\alpha - (1 - \zeta))(1 - \Phi(x_0(t_1|\zeta))) - (t_1/\alpha - (1 - \zeta)) - \zeta \\ &\quad + t_2/\alpha - (1 - \zeta) + \int_0^{t_1/\alpha - (1 - \zeta)} \Phi(x_0(\alpha(u + 1 - \zeta)|\zeta)) du \\ &\quad + \int_{t_2/\alpha - (1 - \zeta)}^\zeta \Phi(x_0(\alpha(u + 1 - \zeta)|\zeta)) du \\ &= \frac{t_2 - t_1}{\alpha} \Phi(x_0(t_1|\zeta)) \\ &\quad + \int_{1 - \zeta}^{t_1/\alpha} \Phi(x_0(\alpha t|\zeta)) dt + \int_{t_2/\alpha}^1 \Phi(x_0(\alpha t|\zeta)) dt.\end{aligned}$$

In order to compute $\text{FDR}_\infty(\zeta)$, note that, for $z \in (0, z_1) \cup (z_2, \zeta)$,

$$G_{\zeta,2}(z) = 1 - \Phi\left(x_0\left(\frac{\alpha(1 - \zeta)}{1 - z} \mid \zeta\right)\right),$$

where $z_i = 1 - \alpha(1 - \zeta)/t_i$, $i = 1, 2$. In view of $\lim_{t \downarrow \alpha(1 - \zeta)} x_0(t|\zeta) = \infty$, it is $G_{\zeta,2}(z_1) = G_{\zeta,2}(z_2)$, $G_{\zeta,2}(0) = 0$ and $G_{\zeta,2}(\zeta) = 1$. Denoting the corresponding p.d.f. of $G_{\zeta,2}$ by $g_{\zeta,2}$, we obtain

$$\begin{aligned}
\text{FDR}_\infty(\zeta) &= \int_0^{z_1} z g_{\zeta,2}(z) dz + \int_{z_2}^\zeta z g_{\zeta,2}(z) dz \\
&= z_1 G_{\zeta,2}(z_1) + \zeta G_{\zeta,2}(\zeta) - z_2 G_{\zeta,2}(z_2) \\
&\quad - \int_0^{z_1} G_{\zeta,2}(z) dz - \int_{z_2}^\zeta G_{\zeta,2}(z) dz \\
&= (z_2 - z_1) \Phi\left(x_0\left(\frac{\alpha(1 - \zeta)}{1 - z_1} \middle| \zeta\right)\right) \\
&\quad + \int_0^{z_1} \Phi\left(x_0\left(\frac{\alpha(1 - \zeta)}{1 - z} \middle| \zeta\right)\right) dz \\
&\quad + \int_{z_2}^\zeta \Phi\left(x_0\left(\frac{\alpha(1 - \zeta)}{1 - z} \middle| \zeta\right)\right) dz. \quad \square
\end{aligned}$$

PROOF OF THEOREM 3.3. For any $\rho \in (0, 1)$, there exists a unique solution $(u, x_0) = (u_\rho, x_{0,\rho})$ (say) of (3.3) and (3.4). In view of (3.5) and the shape of F_∞ , $(u_\rho, x_{0,\rho})$ satisfies

$$(A.1) \quad u_\rho = -x_{0,\rho}/\sqrt{\rho} - \sqrt{\bar{\rho}/\rho} \sqrt{x_{0,\rho}^2 - 2\ln(\sqrt{\bar{\rho}}/\alpha)}.$$

Notice that $\alpha \in (0, 1/2]$ implies $u_\rho > 0$ and therefore, $x_{0,\rho} < 0$. Now, for $\delta \in (0, \alpha)$, we consider $x_0 = x_0(\delta) = -\sqrt{-2\ln(\delta)} < -\sqrt{-2\ln(\alpha)} = x_0(\alpha)$ in order to bound $x_{0,\rho}$ from below for $\rho \rightarrow 0^+$. Since u_ρ has to be a real number, we obtain from (A.1) that $\limsup_{\rho \rightarrow 0^+} x_{0,\rho} \leq x_0(\alpha)$. Defining

$$u = u(\rho, \delta) = \frac{-x_0(\delta)}{\sqrt{\rho}} \quad \text{and} \quad w = w(\rho, \delta) = \frac{u(\rho, \delta)}{\sqrt{\bar{\rho}}} + \sqrt{\frac{\bar{\rho}}{\rho}} x_0(\delta),$$

we get from (3.2) that $d(u|x_0, 1) = \Phi(-w) - \Phi(-u)/\alpha$. Hence, $d(u|x_0, 1) > 0$ iff $\Phi(-u)/\Phi(-w) < \alpha$. Employing the asymptotic relationship $\Phi(-x)/\varphi(x) \sim 1/x$ ($x \rightarrow \infty$) for Mills' ratio, we get

$$\frac{\Phi(-u)}{\Phi(-w)} \sim \frac{w \varphi(u)}{u \varphi(w)} = \frac{w}{u} \exp((w^2 - u^2)/2).$$

Since $\exp((w(\rho, \delta)^2 - u(\rho, \delta)^2)/2) = \delta < \alpha$ independent of ρ and $\lim_{\rho \rightarrow 0^+} w(\rho, \delta)/u(\rho, \delta) = 1$, we conclude that $\lim_{\rho \rightarrow 0^+} x_{0,\rho} = x_0(\alpha) = -\sqrt{-2\ln(\alpha)}$. This finally implies (3.6) and completes the proof. \square

PROOF OF LEMMA 4.1. For $s^2 < (\nu + 1)/\nu$, the unique point of inflection of $F_\infty(\cdot|s)$ on $(0, 1/2)$ is given by $t^*(\nu|s) = F_{t^*}(-a(s, \nu))$ with $a(s, \nu) =$

$((\nu + 1)/s^2 - \nu)^{1/2}$. Hence, it suffices to show that

$$F_\infty(t^*(\nu|s_\nu(x))|s_\nu(x)) > t^*(\nu|s_\nu(x))/\alpha \quad \text{for } x \in (0, \alpha)$$

for sufficiently large ν and that the derivative of $F_\infty(\cdot|s_\nu(x))$ in $t = t^*(\nu|s_\nu(x))$ is less than $1/\alpha$ for all $x \in (\alpha, 1/2]$ for sufficiently large ν . Therefore, the assertion follows if

$$(A.2) \quad \lim_{\nu \rightarrow \infty} \frac{F_{t_\nu}(-a(s_\nu(x), \nu))}{\Phi(-s_\nu(x)a(s_\nu(x), \nu))} < \alpha \quad \text{for } x \in (0, \alpha),$$

$$(A.3) \quad \lim_{\nu \rightarrow \infty} \frac{f_{t_\nu}(a(s_\nu(x), \nu))}{s_\nu(x)\varphi(s_\nu(x)a(s_\nu(x), \nu))} > \alpha \quad \text{for } x \in (\alpha, 1/2].$$

For $x_\nu \in (0, \infty)$ with $\lim_{\nu \rightarrow \infty} x_\nu^4/\nu = \beta \in [0, \infty]$, it is shown in [4] that

$$\lim_{\nu \rightarrow \infty} \frac{f_{t_\nu}(x_\nu)}{\varphi(x_\nu)} = \lim_{\nu \rightarrow \infty} \frac{F_{t_\nu}(-x_\nu)}{\Phi(-x_\nu)} = \exp(\beta/4).$$

Note that for $u \rightarrow \infty$ and $s \rightarrow 1$, it holds that (Mills' ratio)

$$\frac{F_{t_\nu}(-u)}{\Phi(-su)} \sim \frac{F_{t_\nu}(-u)}{\Phi(-u)} \frac{\varphi(u)}{\varphi(su)}.$$

We easily get $\lim_{\nu \rightarrow \infty} a(s_\nu(x), \nu)^4/\nu = \lim_{\nu \rightarrow \infty} a(s_\nu(x), \nu)^2(1 - s_\nu(x)^2) = -4\ln(x)$. As a consequence, (A.2) follows by noting that

$$\begin{aligned} & \lim_{\nu \rightarrow \infty} \frac{F_{t_\nu}(-a(s_\nu(x), \nu))}{\Phi(-s_\nu(x)a(s_\nu(x), \nu))} \\ &= \lim_{\nu \rightarrow \infty} \left[\frac{F_{t_\nu}(-a(s_\nu(x), \nu))}{\Phi(-a(s_\nu(x), \nu))} \frac{\varphi(a(s_\nu(x), \nu))}{\varphi(s_\nu(x)a(s_\nu(x), \nu))} \right] \\ &= \exp(-4\ln(x)/4) \lim_{\nu \rightarrow \infty} \exp\left(-\frac{1}{2}a(s_\nu(x), \nu)^2(1 - s_\nu(x)^2)\right) \\ &= \frac{1}{x} \exp(2\ln(x)) = x. \end{aligned}$$

An analogous calculation yields (A.3). Hence, Lemma 4.1 is proved. \square

Acknowledgments. The authors are grateful to a referee and an Associate Editor for their constructive and valuable suggestions and their quick replies. Thanks are also due to the editor M. L. Eaton for his expeditious handling of the manuscript.

REFERENCES

- [1] BENJAMINI, Y. and HOCHBERG, Y. (1995). Controlling the false discovery rate: A practical and powerful approach to multiple testing. *J. Roy. Statist. Soc. Ser. B* **57** 289–300. [MR1325392](#)

- [2] BENJAMINI, Y. and YEKUTIELI, D. (2001). The control of the false discovery rate in multiple testing under dependency. *Ann. Statist.* **29** 1165–1188. [MR1869245](#)
- [3] EKLUND, G. and SEEGER, P. (1965). Masssignifikansanalys. *Statistisk Tidskrift Stockholm* **3** 355–365.
- [4] FINNER, H., DICKHAUS, T. and ROTERS, M. (2008). Asymptotic tail properties of Student's t -distribution. *Comm. Statist. Theory Methods* **37**. To appear.
- [5] FINNER, H. and ROTERS, M. (1998). Asymptotic comparison of step-down and step-up multiple test procedures based on exchangeable test statistics. *Ann. Statist.* **26** 505–524. [MR1626043](#)
- [6] FINNER, H. and ROTERS, M. (2001). Asymptotic sharpness of product-type inequalities for maxima of random variables with applications in multiple comparisons. *J. Statist. Plann. Inference* **98** 39–56. [MR1860224](#)
- [7] FINNER, H. and ROTERS, M. (2001). On the false discovery rate and expected number of type I errors. *Biom. J.* **43** 985–1005. [MR1878272](#)
- [8] FINNER, H. and ROTERS, M. (2002). Multiple hypotheses testing and expected number of type I errors. *Ann. Statist.* **30** 220–238. [MR1892662](#)
- [9] GENOVESE, C. R. and WASSERMAN, L. (2002). Operating characteristics and extensions of the false discovery rate procedure. *J. R. Stat. Soc. Ser. B Stat. Methodol.* **64** 499–517. [MR1924303](#)
- [10] GENOVESE, C. R. and WASSERMAN, L. (2004). A stochastic process approach to false discovery control. *Ann. Statist.* **32** 1035–1061. [MR2065197](#)
- [11] KARLIN, S. (1968). *Total Positivity* **1**. Stanford Univ. Press. [MR0230102](#)
- [12] KARLIN, S. and RINOTT, Y. (1980). Classes of orderings of measures and related correlation inequalities. I. Multivariate totally positive distributions. *J. Multivariate Anal.* **10** 467–498. [MR0599685](#)
- [13] SARKAR, S. K. (2002). Some results on false discovery rate in stepwise multiple testing procedures. *Ann. Statist.* **30** 239–257. [MR1892663](#)
- [14] SEEGER, P. (1966). *Variance Analysis of Complete Designs. Some Practical Aspects*. Almqvist and Wiksell, Uppsala. [MR0223020](#)
- [15] SIMES, R. J. (1986). An improved Bonferroni procedure for multiple tests of significance. *Biometrika* **73** 751–754. [MR0897872](#)
- [16] STOREY, J. D., TAYLOR, J. E. and SIEGMUND, D. (2004). Strong control, conservative point estimation and simultaneous conservative consistency of false discovery rates: A unified approach. *J. R. Stat. Soc. Ser. B Stat. Methodol.* **66** 187–205. [MR2035766](#)

H. FINNER
 T. DICKHAUS
 GERMAN DIABETES CENTER
 AT THE HEINRICH–HEINE–UNIVERSITÄT DÜSSELDORF
 INSTITUTE OF BIOMETRICS AND EPIDEMIOLOGY
 DÜSSELDORF
 GERMANY
 E-MAIL: finner@ddz.uni-duesseldorf.de
dickhaus@ddz.uni-duesseldorf.de

M. ROTERS
 OMNICARE CLINICAL RESEARCH
 BIOMETRICS DEPARTMENT
 KÖLN
 GERMANY
 E-MAIL: Markus.Roters@omnicarecr.com