

Cosmology of Gravitino LSP Scenario with Right-Handed Sneutrino NLSP

Koji Ishiwata^{(a), 1}, Shigeki Matsumoto^{(a,b), 2}, and Takeo Moroi^{(a), 3}

^(a)*Department of Physics, Tohoku University, Sendai 980-8578, Japan*

^(b)*Tohoku University International Advanced Research and Education Organization,
Institute for International Advanced Interdisciplinary Research,
Sendai, Miyagi 980-8578, Japan*

Abstract

We consider cosmological implications of supersymmetric models with right-handed (s)neutrinos where the neutrino masses are purely Dirac-type. We pay particular attention to the case where gravitino is the lightest superparticle while one of the right-handed sneutrinos is next-to-the-lightest superparticle. We study constraints from big-bang nucleosynthesis and show that the constraints are relaxed compared to the case without right-handed sneutrino. As a result, the gravitino-dark-matter scenario can become viable with relatively large value of the gravitino mass. We also discuss constraints from the structure formation; in our model, the free-streaming length of the gravitino dark matter may be as long as $O(1 \text{ Mpc})$, which is comparable to the present observational upper bound on the scale of free-streaming.

¹E-mail: ishiwata@tuhep.phys.tohoku.ac.jp

²E-mail: smatsu@tuhep.phys.tohoku.ac.jp

³E-mail: moroi@tuhep.phys.tohoku.ac.jp

1 Introduction

Existence of dark matter in our universe, which is strongly supported by a lot of recent cosmological observations [1, 2, 3], requires physics beyond the standard model (SM). This is because there is no viable candidate of dark matter particle in the particle content of the standard model. Many possibilities of dark matter have been discussed in various frameworks of particle physics models so far [4]. Importantly, properties of the dark matter particle depend strongly on the particle physics model we consider.

In this article, we adopt supersymmetry (SUSY) as the new physics beyond the standard model. In such a case, probably the most popular candidate of dark matter is thermally produced lightest neutralino which is usually assumed to be the lightest superparticle (LSP); in some part of the parameter space of the minimal supersymmetric standard model (MSSM), the relic density of the lightest neutralino well agrees with the present mass density of dark matter observed. However, as we discuss in the following, the lightest neutralino is not the only possibility of dark matter in supersymmetric models.

If we try to build a supersymmetric model which accommodates with all theoretical and experimental requirements, we expect that there exist new exotic particles which are not superpartners of the standard model particles. For example, if local supersymmetry is realized in nature, gravitino ψ_μ which is the superpartner of the graviton should exist. In addition, superpartners of right-handed neutrinos, which are strongly motivated to explain neutrino masses indicated by the neutrino oscillation experiments, may also exist. In particular, if the neutrino masses are Dirac-type, superpartners of the right-handed neutrinos are expected to be as light as other MSSM superparticles in the framework of the gravity-mediated supersymmetry breaking. Importantly, one of those new exotic particles may be the lightest superparticle and hence may be dark matter. In addition, existence of these exotic superparticles may significantly change the phenomenology of dark matter in supersymmetric models.

In this paper, we consider the supersymmetric model in which the neutrino masses are Dirac-type and discuss cosmological implications of such a scenario. The possibility of the right-handed sneutrino LSP has already been discussed in Ref.[5]; it has been pointed out that, if one of the right-handed sneutrinos is the LSP, the present relic density of the right-handed sneutrino $\tilde{\nu}_R$ may be as large as the dark matter den-

sity and hence the scenario of the $\tilde{\nu}_R$ dark matter can be realized. Here, we consider another case where the gravitino is the LSP and one of the right-handed sneutrinos is the next-to-the-lightest superparticle (NLSP). If the gravitino is the LSP, it may be a viable candidate of dark matter also in the case without the right-handed sneutrinos [6, 7, 8]. In such a case, however, stringent constraints on the scenario are obtained from the study of the gravitino production at the time of the reheating after inflation and also from the study of the big-bang nucleosynthesis (BBN) reactions. With the right-handed sneutrino NLSP, we reconsider cosmological constraints on the gravitino LSP scenario. We pay particular attention to the BBN constraints and also to the constraints from the structure formation of the universe. We will see that the BBN constraints are significantly relaxed if there exists the right-handed sneutrino NLSP. In addition, we will also see that the free-streaming length of the gravitino dark matter may become a few Mpc, which is as long as the present sensitivity to the free-streaming length from observations. Thus, detailed understanding about the mechanism of structure formation has important impact on our scenario.

The organization of this paper is as follows. In the next section, we introduce the model based on which our analysis will be performed. In Section 3, we discuss the BBN constraints on the gravitino LSP scenario with the right-handed sneutrino NLSP. We will see that the constraints are significantly relaxed compared to the case without the right-handed sneutrino NLSP. Constraints from the structure formation will be discussed in Section 4. Application of our discussion to the scenario where all the gravitino dark matter is produced by the decay of other superparticles will be discussed in Section 5. Section 6 is devoted to conclusions.

2 Model Framework

In this section, we discuss the model in which gravitino is the LSP while right-handed sneutrino is the NLSP. We assume that neutrino masses are purely Dirac-type, and the superpotential of the model is written as

$$W = W_{\text{MSSM}} + y_\nu \hat{L} \hat{H}_u \tilde{\nu}_R^c, \quad (1)$$

where W_{MSSM} is the superpotential of the MSSM, $\hat{L} = (\tilde{\nu}_L, \hat{e}_L)$ and $\hat{H}_u = (\hat{H}_u^+, \hat{H}_u^0)$ are left-handed lepton doublet and up-type Higgs doublet, respectively. In this article, "hat" is used for superfields, while "tilde" is for superpartners. Generation indices are omitted for simplicity.

In this model, neutrinos acquire their masses only through Yukawa interactions as $m_\nu = y_\nu \langle H_u^0 \rangle = y_\nu v \sin \beta$, where v is the vacuum expectation value (VEV) of the standard model Higgs field ($v \simeq 174$ GeV) and $\tan \beta = \langle H_u^0 \rangle / \langle H_d^0 \rangle$. Thus, the neutrino Yukawa coupling is determined by the neutrino mass through the equation

$$y_\nu \sin \beta = 3.0 \times 10^{-13} \times \left(\frac{m_\nu^2}{2.8 \times 10^{-3} \text{ eV}^2} \right)^{1/2}. \quad (2)$$

Mass squared differences among neutrinos have already been determined accurately at neutrino oscillation experiments [9, 10], and are given by

$$[\Delta m_\nu^2]_{\text{atom}} \simeq 2.8 \times 10^{-3} \text{ eV}^2, \quad [\Delta m_\nu^2]_{\text{solar}} \simeq 7.9 \times 10^{-5} \text{ eV}^2. \quad (3)$$

In this article, we assume that the spectrum of neutrino masses is hierarchical, hence the largest neutrino Yukawa coupling is of the order of 10^{-13} . We use $y_\nu = 3.0 \times 10^{-13}$ for the numerical analysis in this article.

With right-handed (s)neutrinos, new soft SUSY breaking terms are introduced in addition to the usual terms of the MSSM. Those are right-handed sneutrino mass terms and tri-linear coupling terms called A_ν -terms. Breaking terms relevant to our analysis are

$$\mathcal{L}_{\text{SOFT}} = -M_{\tilde{L}}^2 \tilde{L}^\dagger \tilde{L} - M_{\tilde{\nu}_R}^2 \tilde{\nu}_R^* \tilde{\nu}_R + \left(A_\nu \tilde{L} H_u \tilde{\nu}_R^c + \text{h.c.} \right), \quad (4)$$

where all breaking parameters, $M_{\tilde{L}}$, $M_{\tilde{\nu}_R}$ and A_ν , are defined at the electroweak (EW) scale. We parametrize A_ν by using the dimensionless constant a_ν as

$$A_\nu = a_\nu y_\nu M_{\tilde{L}}. \quad (5)$$

We adopt gravity-mediated SUSY breaking scenario and, in such a case, a_ν is expected to be $O(1)$. Though the A_ν -term induces the left-right mixing in the sneutrino mass matrix, the mixing is safely neglected in the calculation of mass eigenvalues due to the smallness of neutrino Yukawa coupling constants. Thus, the masses of sneutrinos are simply given by

$$m_{\tilde{\nu}_L}^2 = M_{\tilde{L}}^2 + \frac{1}{2} \cos(2\beta) m_Z^2, \quad m_{\tilde{\nu}_R}^2 = M_{\tilde{\nu}_R}^2, \quad (6)$$

where $m_Z \simeq 91$ GeV is the Z boson mass. In the following discussion, we assume that all the right-handed sneutrinos are degenerate in mass for simplicity.

In this article, we consider the gravitino LSP scenario with right-handed sneutrino NLSP. In such a case, the next-to-next-LSP (NNLSP) plays an important role in the

thermal history of the universe. However, there are many possibilities of the NNLSP, depending on the detail of SUSY breaking scenario. Thus, we concentrate on the case that the NNLSP is the lightest neutralino whose composition is almost Bino. This situation is easily obtained if we consider the so-called constrained-MSSM type scenario. It is not difficult to extend our discussion to the scenario with other NNLSP candidate.

3 Constraints from BBN

It is well known that models with the gravitino LSP usually receive stringent constraints from the BBN scenario. In these models, the lightest superparticle in the MSSM sector (which we call MSSM-LSP) has a long lifetime, sometimes much longer than one second due to Planck-scale suppressed interactions. Therefore, MSSM-LSPs produced in the early universe decay into gravitinos by emitting SM particles at the late universe, which may spoil the success of the BBN scenario. In this section, we show that, when the right-handed sneutrino is the NLSP, the thermal history of the universe is significantly altered and constraints from the BBN scenario are drastically relaxed.

Here, we consider the thermal history of the universe in the gravitino LSP scenario with the right-handed sneutrino NLSP. In the early universe when the temperature is higher than the masses of MSSM particles, all SM particles and their superpartners are in thermal equilibrium. Gravitinos and right-handed sneutrinos are, however, never thermalized due to the weakness of their interactions. When the temperature becomes as low as $m_{\tilde{B}}/20$ ($m_{\tilde{B}}$: mass of Bino-like neutralino), Bino-like neutralino \tilde{B} decouple from the thermal bath, and decay mainly into right-handed sneutrinos. After that, right-handed sneutrinos decay into gravitinos emitting right-handed neutrinos. As can be easily understood, the second decay process is harmless for the BBN scenario, because only the right-handed neutrino is emitted. On the other hand, the first decay still affects the BBN scenario through subleading processes, though constraints from the BBN is less stringent compared to those in the scenario without the right-handed sneutrino NLSP.

Constraints from the BBN scenario is intensively studied in Ref.[11]; according to the studies, the BBN constraints give the upper bound on $Y_X E_{\text{vis}}$ as a function of τ_X , where X stands for a long-lived but unstable particle, $Y_X \equiv [n_X/s]_{t \ll \tau_X}$ (with n_X and s being the number density of X and the entropy density of the universe,

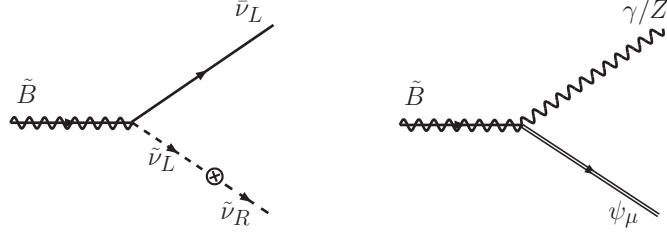


Figure 1: Two-body decay diagrams of Bino-like neutralino.

respectively), E_{vis} is the mean energy of visible particles emitted in the X decay, and τ_X is the lifetime of the particle X . We use the upper bound on $Y_X E_{\text{vis}}$ obtained in the studies. In our analysis, we adopt the line of $Y_p(\text{IT})$ in Ref.[11] as the constraint from the $p \leftrightarrow n$ conversion.

3.1 Decay of Bino-like neutralino

First, we will take a closer look at the decay of the MSSM-LSP, which is Bino-like neutralino, in order to derive the BBN constraints to our model. Main decay modes are the following two-body decays shown in Fig.1: $\tilde{B} \rightarrow \tilde{\nu}_R \tilde{\nu}_L$, $\tilde{B} \rightarrow \psi_\mu \gamma$, and $\tilde{B} \rightarrow \psi_\mu Z$. Decay widths of these processes are given by [12]

$$\begin{aligned} \Gamma_{\tilde{B} \rightarrow \tilde{\nu}_R \tilde{\nu}_L} &= \frac{g_Y^2}{64\pi} m_{\tilde{B}} \left[\frac{A_\nu v}{m_{\tilde{\nu}_L}^2 - m_{\tilde{\nu}_R}^2} \right]^2 \left[1 - \frac{m_{\tilde{\nu}_R}^2}{m_{\tilde{B}}^2} \right], \\ \Gamma_{\tilde{B} \rightarrow \psi_\mu \gamma} &= \frac{\cos^2 \theta_W}{48\pi M_*^2} \frac{m_{\tilde{B}}^5}{m_{3/2}^2} \left[1 - \frac{m_{3/2}^2}{m_{\tilde{B}}^2} \right]^3 \left[1 + 3 \frac{m_{3/2}^2}{m_{\tilde{B}}^2} \right], \\ \Gamma_{\tilde{B} \rightarrow \psi_\mu Z} &= \frac{\sin^2 \theta_W}{48\pi M_*^2} \frac{m_{\tilde{B}}^5}{m_{3/2}^2} F \left[\left(1 - \frac{m_{3/2}^2}{m_{\tilde{B}}^2} \right)^2 \left(1 + 3 \frac{m_{3/2}^2}{m_{\tilde{B}}^2} \right) - \frac{m_Z^2}{m_{\tilde{B}}^2} G \right], \end{aligned} \quad (7)$$

where $m_{3/2}$ is the gravitino mass and functions F and G are defined as

$$\begin{aligned} F(m_{\tilde{B}}, m_{3/2}, m_Z) &= \left[1 - \left(\frac{m_{3/2} + m_Z}{m_{\tilde{B}}} \right)^2 \right]^{1/2} \left[1 - \left(\frac{m_{3/2} - m_Z}{m_{\tilde{B}}} \right)^2 \right]^{1/2}, \\ G(m_{\tilde{B}}, m_{3/2}, m_Z) &= 3 + \frac{m_{3/2}^3}{m_{\tilde{B}}^3} \left(-12 + \frac{m_{3/2}}{m_{\tilde{B}}} \right) + \frac{m_Z^4}{m_{\tilde{B}}^4} - \frac{m_Z^2}{m_{\tilde{B}}^2} \left(3 - \frac{m_{3/2}^2}{m_{\tilde{B}}^2} \right). \end{aligned} \quad (8)$$

Here, g_Y is the $U(1)_Y$ gauge coupling constant, $M_* \simeq 2.4 \times 10^{18}$ is the reduced Planck mass, and θ_W is the Weinberg angle. The lifetime of Bino-like neutralino is given

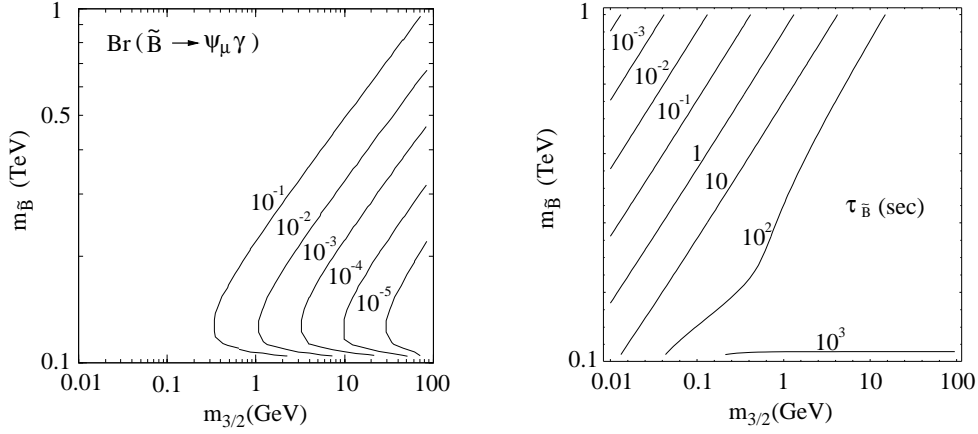


Figure 2: Contour plot of the branching ratio $\text{Br}(\tilde{B} \rightarrow \psi_\mu \gamma)$ on the $(m_{3/2}, m_{\tilde{B}})$ plane (left figure) and the lifetime of \tilde{B} (right figure): we take $m_{\tilde{\nu}_R} = 100$ GeV, $a_\nu = 1$, and $m_{\tilde{\nu}_L} = 1.5m_{\tilde{B}}$ in both figures.

by $\tau_{\tilde{B}}^{-1} = \Gamma_{\tilde{B}} \simeq 2\Gamma_{\tilde{B} \rightarrow \tilde{\nu}_R \tilde{\nu}_L} + \Gamma_{\tilde{B} \rightarrow \psi_\mu \gamma} + \Gamma_{\tilde{B} \rightarrow \psi_\mu Z}$, where the factor 2 in front of the $\tilde{B} \rightarrow \tilde{\nu}_R \tilde{\nu}_L$ decay comes from the contribution of the CP conjugate final state.

The branching ratio of the mode $\tilde{B} \rightarrow \psi_\mu \gamma$ is shown in Fig.2 (left figure) on the $(m_{3/2}, m_{\tilde{B}})$ plane, where we take $m_{\tilde{\nu}_R} = 100$ GeV, $a_\nu = 1$, and $m_{\tilde{\nu}_L} = 1.5m_{\tilde{B}}$. Importantly, the decay mode $\tilde{B} \rightarrow \tilde{\nu}_R \tilde{\nu}_L$ competes with the mode $\tilde{B} \rightarrow \psi_\mu \gamma$ or it even dominates in total decay when the gravitino mass is larger than 0.1 GeV¹. The lifetime of \tilde{B} is 10^2 – 10^3 seconds on most of the parameter region as shown in Fig.2 (right figure).

Without the right-handed sneutrino NLSP, the decay mode $\tilde{B} \rightarrow \psi_\mu \gamma/Z$ dominates in total decay, and many visible particles are emitted through photon or Z boson, which may spoil the success of the BBN scenario. As a result, the gravitino mass is strictly constrained as $m_{3/2} \lesssim 0.1$ GeV for $\tau_{\tilde{B}} \lesssim 1$ second [12]. In our scenario with the right-handed sneutrino NLSP, however, less visible particles are emitted, though the Bino-like neutralino is long-lived². Therefore, constraints from BBN is expected to be relaxed in the $m_{3/2} \gtrsim 0.1$ GeV region.

Next, we consider three- or four-body decay modes of \tilde{B} . Although branching

¹We have checked that $\Gamma_{\tilde{B} \rightarrow \psi_\mu Z}$ is about one order of magnitude smaller than $\Gamma_{\tilde{B} \rightarrow \psi_\mu \gamma}$ on the parameter region in Fig.2.

²Left-handed neutrinos injected by the decay might possibly change the abundance of ^4He [13]. However, we have checked that the BBN constraints on the neutrino injection are much less stringent than those on three- or four-body decays as shown in the following discussion.

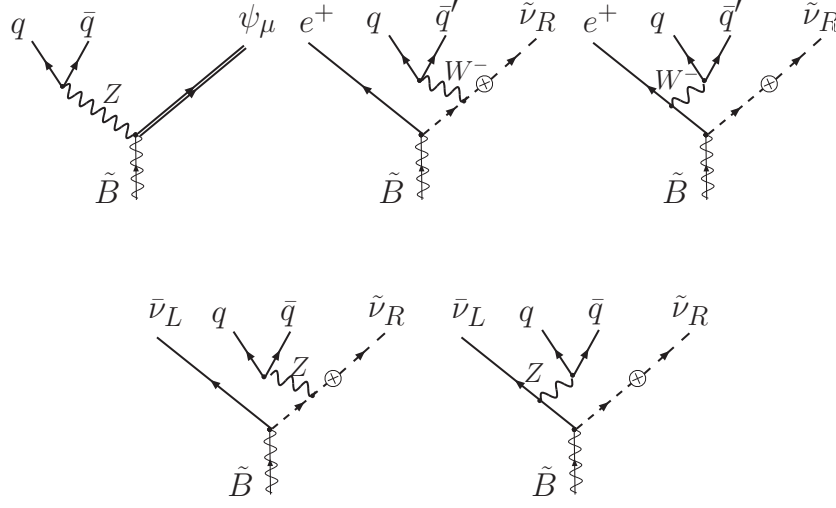


Figure 3: Three- or four-body decay diagrams of Bino-like neutralino.

ratios of these processes are much smaller than 1, they have impacts on the BBN scenario. In particular, the hadronic decay modes give more severe constraints on the model than radiative ones, because they cause not only photo-dissociation of light elements but also hadro-dissociation and $p \leftrightarrow n$ conversion.

In our model, three- or four-body decay modes of the Bino-like neutralino are $\tilde{B} \rightarrow \psi_\mu f \bar{f}$, $\tilde{B} \rightarrow \tilde{\nu}_R e_L^+ f \bar{f}'$, and $\tilde{B} \rightarrow \tilde{\nu}_R \bar{\nu}_L f \bar{f}$ shown in Fig.3, where f and \bar{f} denote fermion and anti-fermion, respectively. As can be seen in these diagrams, hadronic branching ratio is comparable to radiative one. Thus, in this paper, we focus on hadronic decays to evaluate constraints from the BBN scenario. We calculate $B_{\text{had}} Y_{\tilde{B}} E_{\text{vis}}$ as a function of $\tau_{\tilde{B}}$, where B_{had} is the hadronic branching ratio. In order to constrain the model quantitatively, we use the upper bound on $Y_X E_{\text{vis}}$ obtained in Ref.[11]³.

The product of the hadronic branching ratio and the visible energy, which is the

³In some parameter regions where the Z boson in $\tilde{B} \rightarrow \psi_\mu f \bar{f}$ is off-shell, the photo-dissociation effect caused by $\tilde{B} \rightarrow \psi_\mu \gamma$ might be comparable to the hadro-dissociation effect. In such a parameter region, however, $\tilde{B} \rightarrow \tilde{\nu}_R \bar{\nu}_L$ dominates in total decay as seen in Fig.2. Therefore, the photo-dissociation effect is negligible, which is consistent with previous work [12].

mean energy of emitted hadrons from the three- and four-body decays, is given by

$$B_{\text{had}} E_{\text{vis}} = \frac{1}{\Gamma_{\tilde{B}}} \left[\sum_q \left\{ 2\Gamma_{\tilde{B} \rightarrow \tilde{\nu}_R \tilde{\nu}_L q \bar{q}} \langle E_{\text{vis}}^{(\tilde{\nu}_R \tilde{\nu}_L q \bar{q})} \rangle + 2\Gamma_{\tilde{B} \rightarrow \tilde{\nu}_R e_L^+ q \bar{q}'} \langle E_{\text{vis}}^{(\tilde{\nu}_R e_L^+ q \bar{q}') } \rangle \right\} \right. \\ \left. + \Gamma_{\tilde{B} \rightarrow \psi_\mu Z} B_{\text{had}}^Z E_{\text{vis}}^{(Z)} \right], \quad (9)$$

where the factor 2 at first and second terms are from contributions of CP conjugate final states, $B_{\text{had}}^Z \simeq 0.7$ is the hadronic branching ratio of the Z boson decay, $\langle E_{\text{vis}}^{(\dots)} \rangle$ is the averaged energy of hadrons emitted in each decay process, and $E_{\text{vis}}^{(Z)}$ is the energy of the Z boson,

$$E_{\text{vis}}^{(Z)} = \left[m_Z^2 + \frac{m_{\tilde{B}}^2}{4} \left(1 - 2 \frac{m_{3/2}^2 + m_Z^2}{m_{\tilde{B}}^2} + \frac{(m_{3/2}^2 - m_Z^2)^2}{m_{\tilde{B}}^4} \right) \right]^{1/2}. \quad (10)$$

3.2 Constraints

In order to evaluate $B_{\text{had}} Y_{\tilde{B}} E_{\text{vis}}$, we have to determine the primordial abundance of Bino-like neutralino. The abundance depends highly on parameters in the MSSM sector such as masses of other superparticles. We use the following formula for the (would-be) density parameter of \tilde{B} [12]:

$$\Omega_{\tilde{B}} h^2 = C_{\text{model}} \times 0.1 \left[\frac{m_{\tilde{B}}}{100 \text{ GeV}} \right]^2, \quad (11)$$

where the additional parameter C_{model} is introduced to take the model dependence into account in our analysis: $C_{\text{model}} \sim 1$ for the neutralino in the bulk region, $C_{\text{model}} \sim 0.1$ for the co-annihilation or funnel region, and $C_{\text{model}} \sim 10$ for the pure Bino case without co-annihilation. Then, the yield of the Bino-like neutralino is given by

$$Y_{\tilde{B}} = C_{\text{model}} \times 3.6 \times 10^{-12} \frac{m_{\tilde{B}}}{100 \text{ GeV}}. \quad (12)$$

Our numerical results are shown in Fig.4, where the BBN constraints are depicted on the $(m_{3/2}, m_{\tilde{B}})$ plane. We take $C_{\text{model}} = 10, 1, 0.1$ in the left, middle, and right figures, respectively. Other parameters are the same as those used in Fig.2. Shaded regions are ruled out by the BBN scenario. As shown in these figures, the constraints are drastically relaxed compared to those in models without the right-handed sneutrino NLSP [12].

As shown in the figures, new allowed region appears; for example, for $C_{\text{model}} = 1$, $0.1 \text{ GeV} \lesssim m_{3/2} \lesssim 40 \text{ GeV}$. In that region, the BBN constraints give the upper bound

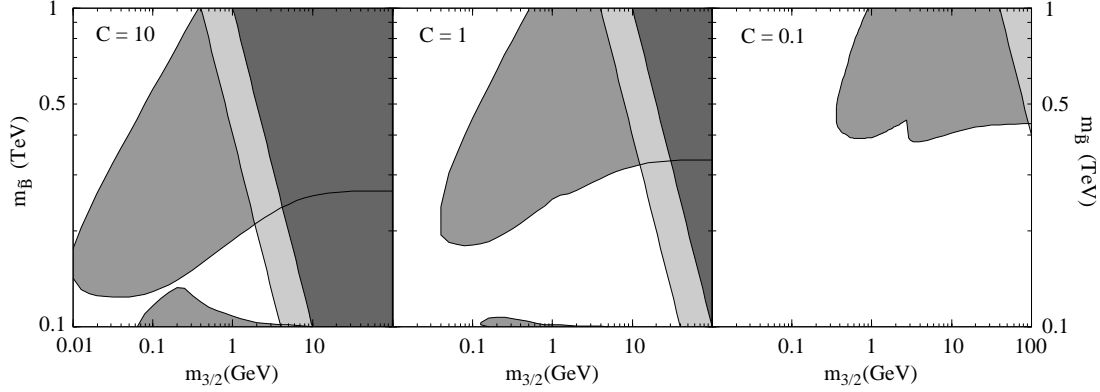


Figure 4: Constraints from the BBN on the $(m_{3/2}, m_{\tilde{B}})$ plane: Parameters are chosen to be $m_{\tilde{\nu}_R} = 100$ GeV, $a_\nu = 1$, and $m_{\tilde{\nu}_L} = 1.5m_{\tilde{B}}$. We set $C_{\text{model}} = 10, 1$, and 0.1 in the left, middle, and right figures, respectively. The middle shaded regions are ruled out by the BBN scenario, while dark and light shaded regions are excluded by the WMAP measurement and the structure formation of the universe, respectively.

on $m_{\tilde{B}}$. Since the decay mode $\tilde{B} \rightarrow \psi_\mu q \bar{q}$ is subdominant in this region, this bound comes mainly from four-body decays, $\tilde{B} \rightarrow \tilde{\nu}_R e_L^+ q \bar{q}'$ and $\tilde{B} \rightarrow \tilde{\nu}_R \tilde{\nu}_L q \bar{q}$. This fact can be understood intuitively: the hadronic branching ratio B_{had} and mean energy E_{vis} are enhanced when $m_{\tilde{B}}$ is large. On the contrary, in the $0.01 \text{ GeV} \lesssim m_{3/2} \lesssim 0.1 \text{ GeV}$ region, Bino-like neutralino decays mainly into the gravitino through the $\tilde{B} \rightarrow \psi_\mu \gamma$ process with the lifetime $\tau_{\tilde{B}} \lesssim 1$ second. Since the decay occurs before the BBN starts, it does not affect the BBN scenario. This situation also holds in the usual gravitino LSP scenario without the right-handed sneutrino NLSP, and the same allowed region can be seen in Ref.[12]. In the case of $C_{\text{model}} = 10(0.1)$ in the left (right) figure, the constraints from the BBN scenario is more (less) stringent than the $C_{\text{model}} = 1$ case. As a result, the upper bound on $m_{\tilde{B}}$ becomes smaller (larger). We also find that the region $m_{\tilde{B}} \simeq 100 \text{ GeV}$ with $0.1 \text{ GeV} \lesssim m_{3/2} \lesssim 1 \text{ GeV}$ is excluded in the left and middle figures; this is because the process $\tilde{B} \rightarrow \tilde{\nu}_R \tilde{\nu}_L$ is kinematically suppressed and branching ratio of the process $\tilde{B} \rightarrow \psi_\mu Z$ is enhanced.

In addition to the BBN constraints, we also depict other cosmological bounds in Fig.4: the gravitino abundance originating in \tilde{B} must not exceed the value observed in the WMAP, $\Omega_{\text{DM}} h^2 \simeq 0.105$ [3]. Gravitino abundance from the decay is given by $\Omega_{3/2}^{\text{dec}} = (m_{3/2}/m_{\tilde{B}}) \Omega_{\tilde{B}}$. Using Eq.(11), the cosmological constraint on the $(m_{3/2}, m_{\tilde{B}})$ plane is obtained as $m_{\tilde{B}} m_{3/2} < 10^4 \text{ GeV}/C_{\text{model}}$, which is shown as a dark shaded region in Fig.4. This constraint gives the upper bound on $m_{3/2}$. Another constraint,

$\Omega_{3/2}^{\text{dec}} < 0.4\Omega_{\text{DM}}$, is also depicted as a light shaded region, which comes from the structure formation of the universe, which is discussed in the next section.

4 Constraints from Structure Formation

As shown in the previous section, larger value of $m_{3/2}$ is allowed compared to the case without right-handed sneutrino NLSP. In the newly allowed parameter region, the MSSM-LSP decays mainly into right-handed sneutrino $\tilde{\nu}_R$, and $\tilde{\nu}_R$ decays into the gravitino. Since the gravitino is produced with large velocity dissipation at the late universe, it behaves as a warm dark matter, and as a result, may affect the structure formation of the universe. In this section, we consider the constraints from the structure formation.

4.1 Decay of right-handed sneutrino

Once the gravitino is produced from the decay of $\tilde{\nu}_R$, it is expected to freely stream in the universe and smooth out the (small scale) primordial density fluctuation. The free-streaming length of the gravitino is estimated from the equation,

$$\lambda_{\text{FS}} = \int_{\tau_{\tilde{\nu}_R}}^{t_{\text{EQ}}} dt \frac{v(t)}{a(t)} = \frac{2t_{\text{EQ}}u(t_{\text{EQ}})}{a(t_{\text{EQ}})} \left(\ln \left[\frac{1}{u(t_{\text{EQ}})} + \sqrt{1 + \frac{1}{u^2(t_{\text{EQ}})}} \right] - \ln \left[\frac{1}{u(\tau_{\tilde{\nu}_R})} + \sqrt{1 + \frac{1}{u^2(\tau_{\tilde{\nu}_R})}} \right] \right), \quad (13)$$

where $v(t)$ is the velocity, $u(t) = p(t)/m_{3/2}$ with $p(t)$ being the momentum of the gravitino, and $a(t)$ is the cosmic scale factor. The time of the matter-radiation equality and the lifetime of $\tilde{\nu}_R$ are denoted by t_{EQ} and $\tau_{\tilde{\nu}_R}$, respectively.

Right-handed sneutrino decays into the gravitino through the two-body decay process $\tilde{\nu}_R \rightarrow \psi_\mu \nu_R$ shown in Fig.5. Notice that three- or four-body decay processes such as $\tilde{\nu}_R \rightarrow \psi_\mu \nu_L Z$, $\tilde{\nu}_R \rightarrow \psi_\mu e_L^- W^+$, $\tilde{\nu}_R \rightarrow \psi_\mu \nu_L f \bar{f}$, and $\tilde{\nu}_R \rightarrow \psi_\mu e_L^- f \bar{f}'$ are negligible, because these are strongly suppressed by the small neutrino mass term compared to the two-body decay process. Thus, the decay width of $\tilde{\nu}_R$ is given by

$$\Gamma_{\tilde{\nu}_R \rightarrow \psi_\mu \nu_R} = \frac{1}{48\pi M_*^2} \frac{m_{\tilde{\nu}_R}^5}{m_{3/2}^2} \left[1 - \frac{m_{3/2}^2}{m_{\tilde{\nu}_R}^2} \right]^4. \quad (14)$$

Then, we find that the lifetime of right-handed sneutrino, $\tau_{\tilde{\nu}_R} = 1/\Gamma_{\tilde{\nu}_R \rightarrow \psi_\mu \nu_R}$, is 10^2 - 10^8 seconds for $m_{3/2} = 0.1$ -100 GeV with $m_{\tilde{\nu}_R} = 100$ GeV.

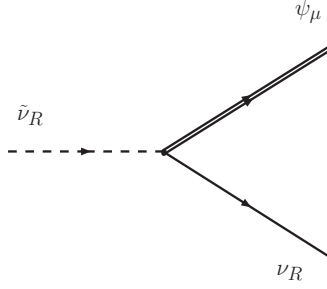


Figure 5: Diagram of the decay of $\tilde{\nu}_R$: $\tilde{\nu}_R \rightarrow \psi_\mu \nu_R$.

With the use of the lifetime obtained in the above equation, the free-streaming length of the gravitino produced from the decay of $\tilde{\nu}_R$ turns out to be $\lambda_{\text{FS}} \simeq 6$ Mpc when $m_{\tilde{\nu}_R} = 100$ GeV irrespective of the gravitino mass. Thus, it indicates that the component of the dark matter (i.e., gravitino) from sneutrino decay acts as a warm dark matter (WDM). In addition to sneutrino decay, gravitinos are also produced by the thermal scattering at the reheating epoch after inflation. The abundance of the gravitino from the scattering process is determined by the reheating temperature and the gravitino mass [6, 14]. Since the gravitino from the scattering is non-relativistic at the time of the structure formation, it acts as a cold dark matter (CDM). Thus, we have to consider the constraints from the structure formation of the universe on the WDM + CDM scenario.

4.2 Constraints

Constraints from the structure formation on the WDM + CDM scenario are studied in recent works [15, 16]. According to these studies, it turns out that the matter power spectrum has a step-like decrease around the free-streaming scale of the WDM component, $k \sim 2\pi/\lambda_{\text{FS}}$. This fact can be understood intuitively, because only the power spectrum of the WDM component dumps at the scale. On the other hand, the power spectrum is estimated from the observations of the cosmic microwave background [1, 3], the red shift surveys of galaxies [2], and so on. Even though the power spectrum has been experimentally determined accurately, an ambiguity still remains when k^{-1} is around 1 Mpc. Therefore, it is not clear whether the step-like decrease exists or not, if it is small enough. In this article, we put the conservative constraints on our model: the power spectrum, to be more precise, the magnitude of the step-like decrease, should be within the range of the 95% confidence level of

the observational data [1]. As a result, the upper bound on the portion of the WDM component is derived as follows.

In our model, the energy density of the dark matter is composed of two components, $\rho_{\text{DM}} = \rho_{3/2}^{\text{dec}} + \rho_{3/2}^{\text{th}}$, where $\rho_{3/2}^{\text{dec}}$ and $\rho_{3/2}^{\text{th}}$ are the energy densities of gravitino produced by the decay and by the thermal scattering processes, respectively. Introducing the fraction of WDM component f , we rewrite ρ_{DM} as

$$\rho_{\text{DM}} = \rho_{3/2}^{\text{dec}} + \rho_{3/2}^{\text{th}} = f\rho_{\text{pureWDM}} + (1-f)\rho_{\text{pureCDM}}, \quad (15)$$

where ρ_{pureWDM} and ρ_{pureCDM} are the energy densities of pure WDM and CDM scenario, respectively, where $\Omega_{\text{pureCDM}}h^2 = \Omega_{\text{pureWDM}}h^2 \simeq 0.1$. We consider the adiabatic density fluctuation, then the power spectrum for the scale k^{-1} is written as

$$P_{\text{DM}}(k) = \left[fP_{\text{pureWDM}}^{1/2}(k) + (1-f)P_{\text{pureCDM}}^{1/2}(k) \right]^2. \quad (16)$$

In order to evaluate the magnitude of the step-like decrease, we define the ratio of the CDM component in the total power spectrum at $k \gtrsim 2\pi/\lambda_{\text{FS}}$:

$$r \equiv \frac{P_{\text{DM}}(k \gtrsim 2\pi/\lambda_{\text{FS}})}{P_{\text{pureCDM}}(k \gtrsim 2\pi/\lambda_{\text{FS}})}. \quad (17)$$

Since $P_{\text{pureWDM}}(k)$ drops to zero at $k \gtrsim 2\pi/\lambda_{\text{FS}}$, the ratio is written as $r = (1-f)^2$. On the other hand, according to the observation in Ref.[1], the ratio between the lower and upper bounds on the power spectrum at the 95% confidence level is about 0.35. As a result, the constraint on r is obtained as $r \gtrsim 0.35$, which leads to $f \lesssim 0.4$. In terms of the density parameter, the constraints indicates $\Omega_{3/2}^{\text{dec}} \lesssim 0.4\Omega_{\text{DM}}$, which gives the upper bound on the gravitino mass as $m_{3/2} \lesssim 40$ GeV and $m_{3/2} \lesssim 4$ GeV for the cases of $C_{\text{model}} = 1$ and 10, respectively (light shaded regions in Fig.4).

The constraints do not depend highly on the detail of the observational data. In fact, in other recent observations, it is claimed that the observational error on the power spectrum is around 15% [2, 15], leading to the constraint as $f \lesssim 0.2$, which is of the same order of magnitude as the result above. Therefore, our simple analysis is expected to give the viable constraint of the structure formation on the WDM + CDM scenario.

5 Gravitino Dark Matter from Decay

In our model, it is also possible to realize the scenario in which all the SuperWIMP (in our case, gravitino) dark matter is produced by the decay of other superparticles

[7, 17]. In such a scenario, the SuperWIMP dark matter originates in MSSM-LSP⁴. It is well known that the relic abundance of the MSSM-LSP explains the observed dark matter abundance if the MSSM-LSP is stable. Therefore, even if the MSSM-LSP decays into the SuperWIMP at the late universe, the dark matter abundance is still explained as far as the mass of the SuperWIMP is of the same order of that of the MSSM-LSP because of

$$\Omega_{\text{SuperWIMP}} = \frac{m_{\text{SuperWIMP}}}{m_{\text{MSSM-LSP}}} \Omega_{\text{MSSM-LSP}}. \quad (18)$$

If the SuperWIMP is gravitino, it is well known that the scenario receives stringent constraints from the BBN scenario [12], because not only gravitino but also visible particles are emitted in the decay of MSSM-LSP. In order to avoid the BBN constraints, one may assume that the lifetime of the MSSM-LSP is much shorter than one second or the MSSM-LSP is highly degenerate with the gravitino in mass. However, such possibilities often lead to fine-tunings of parameters in the model. On the other hand, in our model, the MSSM-LSP (i.e., Bino-like neutralino) decays mainly into the right-handed sneutrino NLSP, then right-handed sneutrino decays into gravitino. The lifetime of \tilde{B} is shorter than that in model without right-handed sneutrino, and also the amount of visible particles emitted in the decay is not large. Furthermore, the decay of $\tilde{\nu}_R$ into gravitino does not produce visible particles. Thus, the last decay is harmless for BBN, though the lifetime of sneutrino is much longer than one second. As a result, the constraints on the scenario are drastically relaxed.

In Fig.6, we show the BBN constraints to the scenario on the $(m_{\tilde{B}}, m_{\tilde{\nu}_R})$ plane, where we take $m_{\tilde{\nu}_L} = 1.5m_{\tilde{B}}$. In the left (right) figure, we set $C_{\text{model}} = 1$ (0.1). Notice that the gravitino mass is determined by Eqs.(11) and (18) with $\Omega_{\text{SuperWIMP}} \simeq 0.1$. The excluded regions from BBN are the light, middle, and dark shaded regions for $a_\nu = 1, 3$, and 5, respectively. In these figures, contours of the mass and the free-streaming length of the gravitino are also depicted.

Since the gravitino is produced in the decay process, it acts as a warm dark matter in the universe when its free-streaming length is long enough. As a result, the scenario receives the constraint from the structure formation of the universe. The free-streaming length is expected to be shorter than about 1 Mpc; with such bound, we obtain lower bound on right-handed sneutrino mass as $m_{\tilde{\nu}_R} \gtrsim 400$ GeV.

Recently, it is pointed out that there are various discrepancies between numerical

⁴Thus, it is implicitly assumed that the reheating temperature is low enough in order to suppress the gravitino production from the thermal scattering at the reheating epoch.

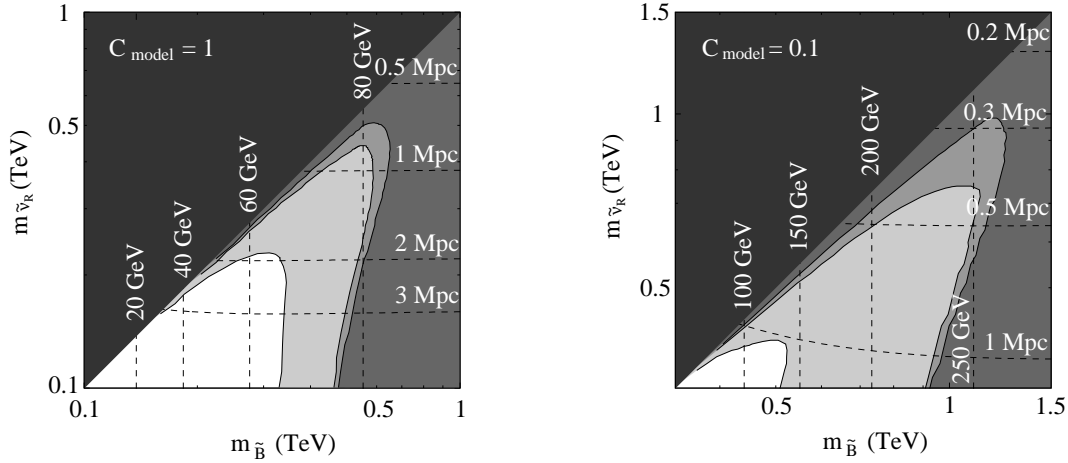


Figure 6: BBN constraints to the gravitino dark matter scenario on the $(m_{\tilde{B}}, m_{\tilde{\nu}_R})$ plane, where $m_{\tilde{\nu}_L} = 1.5m_{\tilde{B}}$. The region $m_{\tilde{\nu}_R} > m_{\tilde{B}}$ is irrelevant because we consider the case that $\tilde{\nu}_R$ is the NLSP. In the left figure, we set $C_{\text{model}} = 1$, while $C_{\text{model}} = 0.1$ in the right figure. The constraints are shown as light, middle, and dark shaded regions, for $a_\nu = 1, 3$, and 5 , respectively.

simulations for the structure formation based on the CDM scenario and the observations of substructures in galaxies [18, 19, 20]⁵. Interestingly, a warm dark matter whose free-streaming length is slightly less than 1 Mpc may solve the discrepancies [17, 22]. The gravitino dark matter produced in our scenario may play the role of the WDM solving the discrepancies.

As shown in Fig.6, when $C_{\text{model}} = 1$, only the small region, $m_{\tilde{B}} \sim 600$ GeV and $m_{\tilde{\nu}_R} \sim 400$ GeV, is consistent with both of the constraints from the BBN scenario and the structure formation of the universe. The upper bound on $m_{\tilde{B}}$ comes from the BBN constraints on three- and four-body decays as discussed in previous sections. On the other hand, the upper bound on $m_{\tilde{\nu}_R}$ is due to those from the decay of \tilde{B} into the gravitino, which is dominant around this region. When $C_{\text{model}} = 0.1$, the BBN constraints are relaxed, because the gravitino is more massive than that in the $C_{\text{model}} = 1$ case and the decay mode into the gravitino is suppressed. The constraints from the structure formation are also milder. As a result, a wide range of the parameter space is consistent with the constraints, which indicates that the scenario with gravitino dark matter from the MSSM-LSP can be naturally realized

⁵There are also discussions that the observations using the gravitational lensing is quite consistent with not the WDM scenario but the CDM one [21].

in our model if the annihilation cross section of the MSSM-LSP is large enough.

6 Conclusions

In this paper, we have studied the cosmological implications of the gravitino LSP scenario with the right-handed sneutrino NLSP in the framework where neutrino masses are purely Dirac-type. In the case that MSSM-LSP is Bino-like neutralino, it mainly decays into the right-handed sneutrino with the lifetime $\tau_{\tilde{B}} \sim 10^2\text{-}10^3$ seconds in the wide range of the parameter region. Though the MSSM-LSP is long-lived, no visible particles are produced in the leading process, thus constraints from the BBN scenario is drastically relaxed compared to the case without the right-handed sneutrino NLSP. With the quantitative analysis of the BBN constraints, we have found the new allowed region, $0.1 \text{ GeV} \lesssim m_{3/2} \lesssim 40 \text{ GeV}$, when $m_{\tilde{\nu}_R} = 100 \text{ GeV}$. In this region, the BBN constraints give the upper bound on the Bino mass as $m_{\tilde{B}} \lesssim 200\text{-}400 \text{ GeV}$, which mainly comes from hadronic four-body decays. On the other hand, the upper bound on the gravitino mass is given by the constraints from the structure formation of the universe. In our scenario, some part of the gravitino is produced by the decay of right-handed sneutrino at the late universe. As a result, the gravitino freely streams in the universe and acts as a WDM. The gravitino is also produced from thermal scattering processes, which acts as a CDM. Taking the CDM contribution into account, we have considered the constraints on the WDM + CDM scenario from the observations of (small scale) structure formation, and finally found the upper bound on the gravitino mass.

We have also discussed the possibility to realize the scenario where gravitino dark matter is produced from the decay of other superparticle. In the scenario, it is postulated that the gravitino dark matter originating in the Bino-like neutralino accounts for the total dark matter abundance. Considering the mass parameter region $m_{\tilde{\nu}_R} = 400 \text{ GeV}\text{-}1 \text{ TeV}$, we have found that the free-streaming length is $\lambda_{\text{FS}} = 1\text{-}0.3 \text{ Mpc}$, which allows to solve the small scale structure problems of galaxies. As in the case above, the BBN constraints give the upper bound on the Bino mass as $m_{\tilde{B}} \lesssim 600 \text{ GeV}\text{-}1 \text{ TeV}$, which corresponds to $m_{3/2} \lesssim 80\text{-}250 \text{ GeV}$. As a result, all superparticle masses are within $100 \text{ GeV}\text{-}1 \text{ TeV}$, thus the gravitino dark matter scenario in our framework seems to be natural.

Acknowledgments

This work was supported in part by Research Fellowships of the Japan Society for the Promotion of Science for Young Scientists (K.I.), and by the Grant-in-Aid for Scientific Research from the Ministry of Education, Science, Sports, and Culture of Japan, No. 19540255 (T.M.).

References

- [1] D. N. Spergel *et al.*, *Astrophys. J. Suppl.* **148**, 175 (2003).
- [2] U. Seljak *et al.*, *Phys. Rev. D* **71**, 103515 (2005).
- [3] D. N. Spergel *et al.* [WMAP Collaboration], *Astrophys. J. Suppl.* **170**, 377 (2007).
- [4] See, for example, G. Jungman, M. Kamionkowski and K. Griest, *Phys. Rept.* **267**, 195 (1996); G. Bertone, D. Hooper and J. Silk, *Phys. Rept.* **405**, 279 (2005).
- [5] T. Asaka, K. Ishiwata and T. Moroi, *Phys. Rev. D* **73**, 051301 (2006); *Phys. Rev. D* **75**, 065001 (2007).
- [6] T. Moroi, H. Murayama and M. Yamaguchi, *Phys. Lett. B* **303**, 289 (1993).
- [7] J. L. Feng, A. Rajaraman and F. Takayama, *Phys. Rev. Lett.* **91**, 011302 (2003); *Phys. Rev. D* **68**, 063504 (2003).
- [8] J. R. Ellis, K. A. Olive, Y. Santoso and V. C. Spanos, *Phys. Lett. B* **588**, 7 (2004).
- [9] E. Aliu *et al.*, *Phys. Rev. Lett.* **94**, 081802 (2005).
- [10] T. Araki *et al.*, *Phys. Rev. Lett.* **94**, 081801 (2005).
- [11] M. Kawasaki, K. Kohri and T. Moroi, *Phys. Lett. B* **625**, 7 (2005); *Phys. Rev. D* **71**, 083502 (2005).
- [12] J. L. Feng, S. f. Su and F. Takayama, *Phys. Rev. D* **70**, 063514 (2004); *Phys. Rev. D* **70**, 075019 (2004).
- [13] T. Kanzaki, M. Kawasaki, K. Kohri and T. Moroi, *Phys. Rev. D* **75**, 025011 (2007); T. Kanzaki, M. Kawasaki, K. Kohri and T. Moroi, arXiv:0705.1200 [hep-ph].

- [14] M. Bolz, A. Brandenburg and W. Buchmuller, Nucl. Phys. B **606**, 518 (2001).
- [15] M. Viel, J. Lesgourgues, M. G. Haehnelt, S. Matarrese and A. Riotto, Phys. Rev. D **71**, 063534 (2005).
- [16] M. Kaplinghat, Phys. Rev. D **72**, 063510 (2005).
- [17] J. A. R. Cembranos, J. L. Feng, A. Rajaraman and F. Takayama, Phys. Rev. Lett. **95**, 181301 (2005).
- [18] A. A. Klypin, A. V. Kravtsov, O. Valenzuela and F. Prada, Astrophys. J. **522**, 82 (1999); A. R. Zentner and J. S. Bullock, Astrophys. J. **598**, 49 (2003).
- [19] B. Moore, Nature **370**, 629 (1994); R. A. Flores and J. R. Primack, Astrophys. J. **427**, L1 (1994); J. J. Binney and N. W. Evans, Mon. Not. Roy. Astron. Soc. **327**, L27 (2001); A. R. Zentner and J. S. Bullock, Phys. Rev. D **66**, 043003 (2002); J. D. Simon, A. D. Bolatto, A. Leroy, L. Blitz and E. L. Gates, Astrophys. J. **621**, 757 (2005).
- [20] J. F. Navarro, C. S. Frenk and S. D. M. White, Astrophys. J. **462**, 563 (1996); Astrophys. J. **490**, 493 (1997); B. Moore, S. Ghigna, F. Governato, G. Lake, T. Quinn, J. Stadel and P. Tozzi, Astrophys. J. **524** (1999) L19.
- [21] M. Bradać, P. Schneider, M. Lombardi, M. Steinmetz, L. V. E. Koopmans and J. F. Navarro, Astron. Astrophys. **423**, 797 (2004).
- [22] T. Bringmann, F. Borzumati and P. Ullio, arXiv:hep-ph/0701007.