

New Physics Effects in Long Baseline Experiments *

OSAMU YASUDA

Department of Physics, Tokyo Metropolitan University
Minami-Osawa, Hachioji, Tokyo 192-0397, Japan

We discuss the implications of new physics, which modifies the matter effect in neutrino oscillations, to long baseline experiments, particularly the MINOS experiment. An analytic formula in the presence of such a new physics interaction is derived for $P(\nu_\mu \rightarrow \nu_e)$, which is exact in the limit $\Delta m_{21}^2 \rightarrow 0$.

PACS numbers: 14.60.Pq, 14.60.St, 25.30.Pt, 13.15.+g

1. Introduction

It has been suggested that future long baseline neutrino experiments such as so-called super-beams, beta-beams, neutrino factories will have great sensitivity to the third mixing angle θ_{13} , the CP phase δ and the mass hierarchy $\text{sign}(\Delta m_{31}^2)$ (For a review, see, e.g., [1]). Just like at the B factories, experiments of high precision measurements will allow us not only to measure precisely the parameters of the standard model, but also to probe new physics by looking at a deviation from the standard case. In this talk I would like to discuss the possible effects of new physics at long baseline experiments, particularly the MINOS experiment [2].

2. New physics in neutrino oscillations

A class of effective non-standard neutrino interactions with matter that would modify the neutrino oscillation probability are given by

$$\mathcal{L}_{\text{eff}}^{\text{NSI}} = \begin{cases} -2\sqrt{2}\epsilon_{\alpha\beta}^{fP} G_F (\bar{\nu}_\alpha \gamma_\mu P_L \nu_\beta) (\bar{f} \gamma^\mu P f') & (a) \\ -2\sqrt{2}\epsilon'_{\alpha\beta}{}^{fP} G_F (\bar{\nu}_\alpha \gamma_\mu P_L \ell_\beta) (\bar{f} \gamma^\mu P f') & (b) \end{cases}, \quad (1)$$

* Presented at the XXXI International School of Theoretical Physics “Matter To The Deepest: Recent Developments In Physics of Fundamental Interactions”, Ustron, Poland, September 5–11, 2007.

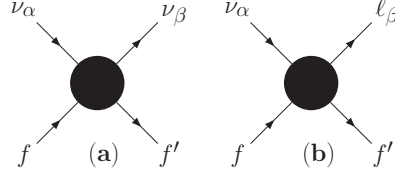


Fig. 1. Two types of the effective new interactions which are relevant to neutrino oscillations.

which are depicted in Fig. 1. In Eq. (1) f and f' stand for fermions (the only relevant ones here are electrons, u and d quarks), G_F is the Fermi coupling constant, P stands for a projection operator and is either $P_L \equiv (1 - \gamma_5)/2$ or $P_R \equiv (1 + \gamma_5)/2$. Since we are interested in the modification of the neutrino oscillation phenomena due to new physics here, the only relevant effective interactions are four Fermi interactions of type Fig. 1 (a) and (b), which are neutral and charged current interactions, respectively. The presence of the interaction of Fig. 1 (a) would modify the matter effect during propagation of neutrinos, while that of Fig. 1 (b) would change the process of production and detection of neutrinos.

It has been shown [3] by taking into account various experimental constraints that the absolute value of the coefficient $\epsilon'^{fP}_{\alpha\beta}$ of the interaction of type Fig. 1 (b) is small: $|\epsilon'^{fP}_{\alpha\beta}| \lesssim \mathcal{O}(10^{-2})$. On the other hand, in the case of Fig. 1 (a), it is known [4, 5] that the constraints on $\epsilon^{fP}_{\alpha\beta}$ is relatively weak: $|\epsilon^{fP}_{\alpha\beta}| \lesssim \mathcal{O}(1)$ for the flavor indices $\alpha, \beta = e, \tau$. So in this talk I will consider only new physics of type Fig. 1 (a) as a first step toward investigating new physics effects at long baseline experiments.

In the presence of the new interaction of Eq. (1) (a), by introducing the notation $\epsilon_{\alpha\beta} \equiv \sum_P (\epsilon^{eP}_{\alpha\beta} + 3\epsilon^{uP}_{\alpha\beta} + 3\epsilon^{dP}_{\alpha\beta})$, and by making the approximation that the number density of electrons (N_e), protons and neutrons are equal, the 3×3 matrix of the matter potential becomes

$$A \begin{pmatrix} 1 + \epsilon_{ee} & \epsilon_{e\mu} & \epsilon_{e\tau} \\ \epsilon_{e\mu}^* & \epsilon_{\mu\mu} & \epsilon_{\mu\tau} \\ \epsilon_{e\tau}^* & \epsilon_{\mu\tau}^* & \epsilon_{\tau\tau} \end{pmatrix},$$

where $A \equiv \sqrt{2}G_F N_e$. From the analysis in [4] the coefficients involving the μ flavor are small: $|\epsilon_{e\mu}| < 3.8 \times 10^{-4}$, $-0.05 < \epsilon_{\mu\mu} < 0.08$, $|\epsilon_{\mu\tau}| < 0.25$. So in the following discussions I will assume $\epsilon_{e\mu} = \epsilon_{\mu\mu} = \epsilon_{\mu\tau} = 0$ for simplicity and keep in the analysis the remaining three parameters, which have the values [4] $-4 < \epsilon_{ee} < 2.6$, $|\epsilon_{e\tau}| < 1.9$, $|\epsilon_{\tau\tau}| < 1.9$. Furthermore, it was

shown in [5] that the atmospheric neutrino and K2K data imply

$$|\epsilon_{e\tau}|^2 \simeq \epsilon_{\tau\tau} (1 + \epsilon_{ee}), \quad (2)$$

and $|\epsilon_{e\tau}| \lesssim |1 + \epsilon_{ee}|$. Throughout the present talk I will assume that Eq. (2) holds exactly and eliminate $\epsilon_{\tau\tau}$ by Eq. (2). Then we are left with the two unknown parameters ϵ_{ee} and $\epsilon_{e\tau}$, in addition to those in the standard framework. Taking the constraints by [4] and [5] into account, the allowed region in the $(\epsilon_{ee}, |\epsilon_{e\tau}|)$ plane looks like Fig. 2. Below I will adopt the following reference values for the oscillation parameters in the standard three flavor framework: $\Delta m_{31}^2 = 2.7 \times 10^{-3} \text{eV}^2$, $\Delta m_{21}^2 = 8 \times 10^{-3} \text{eV}^2$, $\sin^2 2\theta_{23} = 1.0$, $\sin^2 2\theta_{12} = 0.8$.

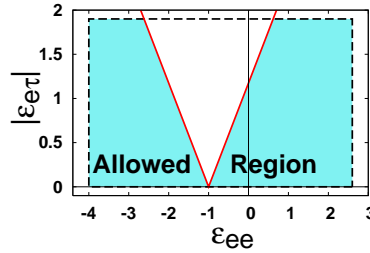


Fig. 2. The allowed region (the shaded area) in the $(\epsilon_{ee}, |\epsilon_{e\tau}|)$ plane. Bounded by the dashed line is the region allowed by various experimental data [4] and below the solid thick line is the region allowed by the atmospheric neutrino and K2K data [5].

3. Analytic formula for the oscillation probability $P(\nu_\mu \rightarrow \nu_e)$

Before going into numerical analysis, it is instructive to have an analytical expression of the oscillation probability to see its behavior. It was shown in [7] by generalizing the exact analytical treatment on the oscillation probability by Kimura–Takamura–Yokomakura [8] that the oscillation probability $P(\nu_\mu \rightarrow \nu_e)$ in the presence of the new interaction of Eq. (1) (a) is obtained in the limit $\Delta m_{21}^2 \rightarrow 0$ as follows:

$$\begin{aligned} P(\nu_\mu \rightarrow \nu_e) = & -4\text{Re}(\tilde{X}_1^{\mu e} \tilde{X}_3^{\mu e*}) \sin^2 \left[\frac{(\Lambda_+ - \Lambda_-)L}{2} \right] \\ & - 4\text{Re}(\tilde{X}_1^{\mu e} \tilde{X}_2^{\mu e*}) \sin^2 \left(\frac{\Lambda_- L}{2} \right) - 4\text{Re}(\tilde{X}_2^{\mu e} \tilde{X}_3^{\mu e*}) \sin^2 \left(\frac{\Lambda_+ L}{2} \right) \\ & - 8\text{Im}(\tilde{X}_1^{\mu e} \tilde{X}_2^{\mu e*}) \sin \left(\frac{\Lambda_- L}{2} \right) \sin \left(\frac{\Lambda_+ L}{2} \right) \sin \left[\frac{(\Lambda_+ - \Lambda_-)L}{2} \right], \quad (3) \end{aligned}$$

where the energy eigenvalues Λ_{\pm} and the quantities $\tilde{X}_j^{\mu e}$ are given by

$$\begin{aligned}\Lambda_{\pm} &= (1/2) \left[\Delta E_{31} + A(1 + \epsilon_{ee}) / \cos^2 \beta \right] \\ &\quad \pm (1/2) \sqrt{[\Delta E_{31} \cos 2\theta''_{13} - A(1 + \epsilon_{ee}) / \cos^2 \beta]^2 + (\Delta E_{31} \sin 2\theta''_{13})^2}, \\ \tilde{X}_1^{\mu e} &= -[\xi + \eta e^{-i(\arg(\epsilon_{e\mu}) + \delta)} - \Lambda_+ \zeta] / [\Lambda_- (\Lambda_+ - \Lambda_-)], \\ \tilde{X}_2^{\mu e} &= [\xi + \eta e^{-i(\arg(\epsilon_{e\mu}) + \delta)} - (\Lambda_+ + \Lambda_-) \zeta] / (\Lambda_+ \Lambda_-), \\ \tilde{X}_3^{\mu e} &= [\xi + \eta e^{-i(\arg(\epsilon_{e\mu}) + \delta)} - \Lambda_- \zeta] / [\Lambda_+ (\Lambda_+ - \Lambda_-)].\end{aligned}$$

Here $\xi, \eta, \zeta, \beta, \theta''_{13}, \Delta E_{31}$ are given by $\xi \equiv [(\Delta E_{31})^2 + A(1 + \epsilon_{ee}) \Delta E_{31}] U_{\mu 3} |U_{e3}|$, $\eta \equiv A \Delta E_{31} |\epsilon_{e\tau}| U_{\mu 3} U_{\tau 3}$, $\zeta \equiv \Delta E_{31} U_{\mu 3} |U_{e3}|$, $\tan \beta \equiv |\epsilon_{e\tau}| / (1 + \epsilon_{ee})$, $\theta''_{13} = \sin^{-1} |e^{-i \arg(\epsilon_{e\mu})} U_{e3} \cos \beta + U_{\tau 3} \sin \beta|$, $\Delta E_{31} \equiv \Delta m_{31}^2 / 2E$.

Two remarks are in order. First, Eq. (3) indicates that the phases appear in the probability only through the combination of $\arg(\epsilon_{e\mu}) + \delta$ in the limit $\Delta m_{21}^2 \rightarrow 0$. It was found numerically in [6] that this property holds approximately even for nonvanishing Δm_{21}^2 . Secondly, as is shown in Fig. 3, each term in Eq. (3) gives a relatively large contribution, and it is not easy to interpret the behavior of the probability unlike in the standard three flavor case, where the probability in the limit $\Delta m_{21}^2 \rightarrow 0$ can be expressed by replacing the mixing angle θ_{13} and the difference of the energy eigenvalues ΔE_{31} in vacuum by those in matter, respectively [9].

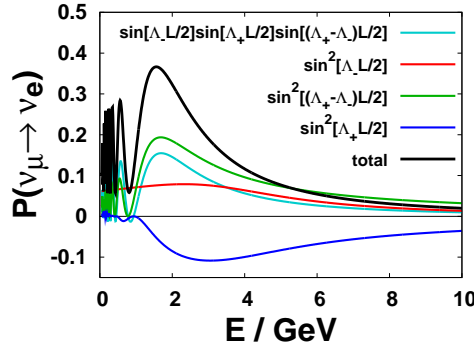


Fig. 3. Contribution of each term in Eq. (3) to the oscillation probability $P(\nu_{\mu} \rightarrow \nu_e)$ in matter at baseline $L=730$ km in the presence of new physics in the limit $\Delta m_{21}^2 \rightarrow 0$. $\sin^2 2\theta_{13} = 0.16$, $\epsilon_{ee} = 2.0$, $|\epsilon_{e\tau}| = 1.5$, $\arg(\epsilon_{e\tau}) + \delta = \pi/2$ are assumed.

4. Numerical analysis

In Fig. 4 the value of $P(\nu_{\mu} \rightarrow \nu_e)$ for the baseline $L=730$ km is plotted for various values of $(\epsilon_{ee}, |\epsilon_{e\tau}|)$ in the allowed region depicted in Fig. 2, together

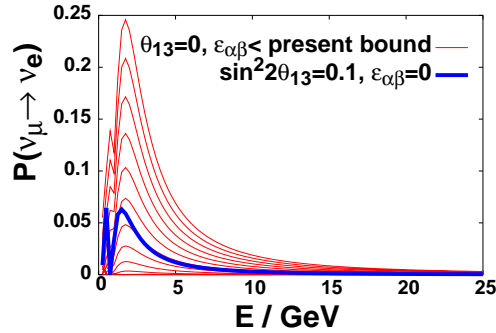


Fig. 4. The oscillation probability $P(\nu_\mu \rightarrow \nu_e)$ at the baseline $L=730$ km with (the thin solid lines) or without (the thick solid line) the new interaction of Eq. (1) (a) for various values of $(\epsilon_{ee}, |\epsilon_{e\tau}|)$ within the allowed region in Fig. 2.

with the value of the standard case with nearly the maximum possible value $\sin^2 2\theta_{13} = 0.1$. For some values of $(\epsilon_{ee}, |\epsilon_{e\tau}|)$ the oscillation probability becomes so large that it cannot be explained by the standard three flavor framework. We have done numerical analysis for two cases at the MINOS experiments.

One is the case where MINOS has an affirmative result for the appearance channel $\nu_\mu \rightarrow \nu_e$. There exists a certain region in the $(\epsilon_{ee}, |\epsilon_{e\tau}|)$ plane in which the difference between the numbers of events with and without the new physics interaction (the latter being the standard case with the maximum value of $\sin^2 2\theta_{13}$) is so significant that we can establish the existence of new physics. The region in the $(\epsilon_{ee}, |\epsilon_{e\tau}|)$ plane for such a case depends on the value of $\sin^2 2\theta_{13}$, and is given by Fig. 5 (a). The reason that a larger value of $\sin^2 2\theta_{13}$ gives a larger region is because the oscillation probability is roughly additive in θ_{13} and $\epsilon_{\alpha\beta}$ so the larger value θ_{13} has, the larger the number of events, leading to the smaller statistical error and the larger deviation from the standard case. From Fig. 5 (a) we see that MINOS potentially has a chance to establish the existence of new physics, although the region in the $(\epsilon_{ee}, |\epsilon_{e\tau}|)$ plane is relatively small for smaller values of $\sin^2 2\theta_{13}$.

Another is the case where MINOS has a negative result for $\nu_\mu \rightarrow \nu_e$. In this case we can exclude a certain region in the $(\epsilon_{ee}, |\epsilon_{e\tau}|)$ plane whose prediction for the number of events is so large that we have contradiction with the negative assumption, irrespective of the value of θ_{13} . Such a region depends on the value of $\arg(\epsilon_{e\tau}) + \delta$, and the case with $\arg(\epsilon_{e\tau}) + \delta = 3\pi/2$ is the most pessimistic, i.e., the excluded region becomes the smallest in

this case. As we can see from Fig. 5 (b), again there is a little region in the $(\epsilon_{ee}, |\epsilon_{e\tau}|)$ plane which can be excluded by the negative result of MINOS.

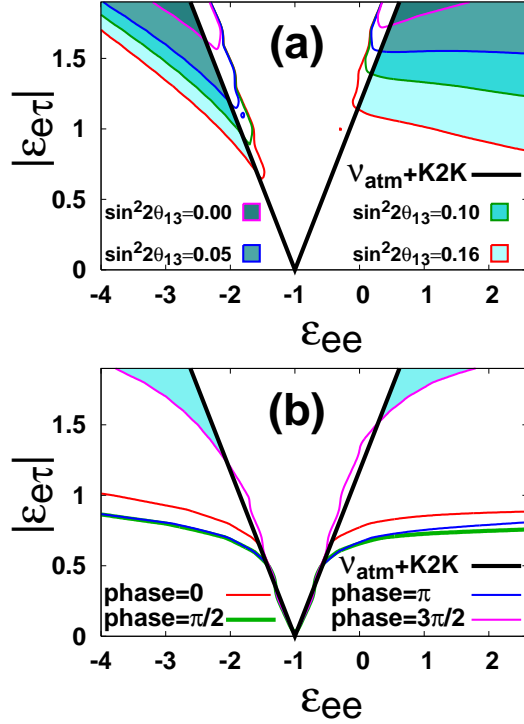


Fig. 5. Numerical results on sensitivity to new physics by the appearance channel $\nu_\mu \rightarrow \nu_e$ at MINOS with 16×10^{20} POT ($\simeq 5$ years of running). (a) The shaded areas are the regions in the $(\epsilon_{ee}, |\epsilon_{e\tau}|)$ plane in which we can establish the existence of new physics from the affirmative result of MINOS. The region varies, depending on the value of θ_{13} . (b) The shaded area is the region which can be excluded from the negative result of MINOS. The region depends on the value of the phase $\arg(\epsilon_{e\tau}) + \delta$. Below the thick dashed line is the region allowed by the atmospheric neutrino and K2K data in both figures.

5. Conclusions

As a first step in probing new physics at long baseline experiments, I have discussed the new physics interaction given by Eq. (1) (a) and have examined the sensitivity to such an interaction by looking at the appearance channel $\nu_\mu \rightarrow \nu_e$ at the MINOS experiment. In the process of the analysis, I presented the analytical formula for $P(\nu_\mu \rightarrow \nu_e)$ which is exact in the

limit $\Delta m_{21}^2 \rightarrow 0$. As far as the interaction Eq.(1) (a) is concerned, an experiment with a longer baseline is more advantageous since the new effect appears only through the matter effect and roughly speaking it comes in the oscillation probability in the form of $\epsilon_{\alpha\beta}AL \sim \epsilon_{\alpha\beta}(L/2000 \text{ km})$ ($\alpha, \beta = e, \tau$). A neutrino factory in the future [1] will have much more statistics and its baseline $L \gtrsim 3000 \text{ km}$ gives larger sensitivity to the matter effect, so it is expected that a neutrino factory has much better sensitivity to the new physics effect discussed here.

6. Acknowledgement

The author would like to thank Janusz Gluza and other organizers for invitation and hospitality during the conference. He would like to thank Hiroaki Sugiyama and Noriaki Kitazawa for collaboration on [6]. He would also like to thank Chris Smith and the MINOS collaboration for providing us the information of their Monte Carlo study on the appearance channel. This work was supported in part by a Grant-in-Aid for Scientific Research of the Ministry of Education, Science and Culture, #19340062.

REFERENCES

- [1] S.F. King, K. Long, Y. Nagashima, B.L. Roberts and O. Yasuda (eds.), "Physics at a future Neutrino Factory and super-beam facility," <http://www.hep.ph.ic.ac.uk/~longkr/UKNF/Scoping-study/ISS-www-site/WG1-PhysPhen/Planning-drafts/Report/Current/PhysReport.pdf>.
- [2] D. G. Michael *et al.* [MINOS Collaboration], Phys. Rev. Lett. **97** (2006) 191801 [arXiv:hep-ex/0607088].
- [3] Y. Grossman, Phys. Lett. B **359** (1995) 141 [arXiv:hep-ph/9507344].
- [4] S. Davidson, C. Pena-Garay, N. Rius and A. Santamaria, JHEP **0303** (2003) 011 [arXiv:hep-ph/0302093].
- [5] A. Friedland and C. Lunardini, Phys. Rev. D **72** (2005) 053009 [arXiv:hep-ph/0506143].
- [6] N. Kitazawa, H. Sugiyama and O. Yasuda, arXiv:hep-ph/0606013, and a revised version (to appear).
- [7] O. Yasuda, arXiv:0704.1531 [hep-ph].
- [8] K. Kimura, A. Takamura and H. Yokomakura, Phys. Lett. B **537**, 86 (2002) [arXiv:hep-ph/0203099]; Phys. Rev. D **66**, 073005 (2002) [arXiv:hep-ph/0205295].
- [9] O. Yasuda, *New Era in Neutrino Physics* (eds. H. Minakata and O. Yasuda, Universal Academic Press, Tokyo, 1999) p 165. [arXiv:hep-ph/9804400].