

**Spatio-temporal scaling for out-of-equilibrium relaxation
dynamics
of an elastic manifold in random media: crossover between the
Larkin regime
and thermally activated regime**

Tomoaki Nogawa* and Koji Nemoto†

*Department of Physics, Hokkaido University,
Sapporo, Hokkaido 060-0810 Japan*

Hajime Yoshino‡

*Department of Earth and Space Science,
Osaka University, Toyonaka, Osaka 560-0043 Japan*

(Dated: March 25, 2019)

Abstract

We study relaxation dynamics of a three dimensional elastic manifold in random potential from a uniform initial condition by numerically solving the Langevin equation. We observe growth of roughness of the system up to larger wavelengths with time. We analyze structure factor in detail and find a compact scaling ansatz describing two distinct time regimes and crossover between them. We find short time regime corresponding to length scale smaller than the Larkin length L_c is well described by the Larkin model which predicts a power law growth of domain size $L(t)$. Longer time behavior exhibits the random manifold regime with slower growth of $L(t)$.

PACS numbers: 75.10.Nr, 71.45.Lr, 74.25.Dw, 61.20.Lc, 05.10.Gg

*Electronic address: nogawa@statphys.sci.hokudai.ac.jp

†Electronic address: nemoto@statphys.sci.hokudai.ac.jp

‡Electronic address: yoshino@ess.sci.osaka-u.ac.jp

I. INTRODUCTION

Fluctuations around macroscopically condensed states such as charge density waves (CDW) [1] and flux line lattices in superconductors [2], often exhibit glassy dynamics due to frustration between the elastic restoring forces originated from the stiffness of the ordered state and random pinning forces brought by impurities. Thermally activated process dominates the slow relaxation dynamics of such systems much as spin glasses (see, e. g., [3, 4, 5, 6]) and super-cooled liquids [7].

An important basic problem in the studies of the glassy dynamics is the isothermal aging, i.e., relaxation at fixed temperature from initial states far from equilibrium [5]. Aging of elastic manifolds in random media has been studied theoretically by dynamical mean-field theories [8] and numerical simulations [9, 10, 11, 12, 13, 14, 15]. Presumably there exists a dynamical length scale $L(t)$ which grows with time t such that the system is equilibrated on the wavelengths smaller than $L(t)$ [15, 16, 17]. Roles of $L(t)$ have been examined extensively in the context of aging of spin-glasses. See for instance, Ref. [18, 19, 20]. In other word $L(t)$ is the size of local equilibrium domain. While $L(t)$ grows algebraically without the random pinning forces, the frustration drastically slows it down. Typically one expects that the growth law becomes logarithmic due to the energy barriers which grow with the length scale [12, 15, 20, 21, 22, 23, 24]. The purpose of the present paper is to analyze aging of an elastic manifold in random media in terms of $L(t)$ and investigate crossovers between the two characteristic regimes: so called the Larkin regime and the random elastic manifold regime.

A standard theoretical model to study the above mentioned CDW-*like* systems is the elastic manifold model in random potential, e.g. the Fukuyama-Lee-Rice model [25, 26], given by the following Hamiltonian

$$H = \int d\mathbf{r} \left[\frac{1}{2} \kappa |\nabla \theta(\mathbf{r}, t)|^2 - h(\mathbf{r}) \cos(\theta(\mathbf{r}, t) - \beta(\mathbf{r})) \right]. \quad (1)$$

Physically the scalar field $\theta(\mathbf{r})$ at position \mathbf{r} in the space are understood as the local fluctuation of the phase part of order parameter of the condensate, such as the CDW state. The first term with coupling constant κ indicates the elastic deformation energy which is minimized when $\theta(\mathbf{r}, t)$ is spatially uniform in the absence of the second term, the random field energy. This sinusoidal random potential is a periodic function with respect to $\theta(\mathbf{r}, t)$ reflecting the underlying periodicity of the condensate. Both amplitude $h(\mathbf{r})$ and phase

$\beta(\mathbf{r})$ of the random-field are quenched random variables with short-ranged spatial correlations. Hereafter $\langle \dots \rangle$ means thermal averages and $\overline{\dots}$ means averages over the quenched randomness.

Let us recall here some basic *static* properties of the system which is understood better than the dynamical properties of our interests. It is believed that physical properties of this kind of systems, such as the roughness characterized by $B(\mathbf{r}) = \overline{\langle (\theta(\mathbf{r}) - \theta(\mathbf{0}))^2 \rangle}$, are different on three distinct length scales [27]. First, in very short length regime, perturbative analysis of the effects of disorder predict algebraic growth of the roughness with distance \mathbf{r} : $B(\mathbf{r}) \propto r^{2\zeta}$ with some roughness exponent ζ . Below four dimensions it is known that $\zeta = (4 - d)/2$ [25, 28, 29]. Then the perturbative regime, which we call as the *Larkin regime* in the following, must be terminated at the so-called Larkin length L_c over which the effect of randomness overcomes the elasticity. Then the so called *random manifold regime* begins [30, 31] where the roughness of the system is characterized by a nontrivial roughness exponent ζ_{rm} . In much larger length scales, amplitude of θ eventually grows beyond the period of the random potential. If the periodicity is relevant, the system cannot gain more benefit of potential energy at a cost of elastic energy. Then the last regime called the Bragg glass regime begins. In three dimensions large wave length fluctuation is highly suppressed and $B(\mathbf{r})$ is no longer expressed by algebraic functions $r^{2\zeta}$ but by a certain logarithmic function of the distance \mathbf{r} [27, 32, 33]. Then it is said that the system is in the Bragg glass phase where the system has a quasi-long-range order (QLRO).

In this paper, we study the out-of-equilibrium relaxation dynamics of the elastic system in the periodic random potential, Eq. (1). This system shows different types of dynamics at different time scales. We show that each of these is related to the distinct regimes characterized by different static roughness exponents. Although we discuss in particular the case of a three dimensional system we may comment on systems in general d -dimensions.

In the next section, we review the dynamics in the Larkin regime, which can be examined analytically. In the section III, numerical analysis of the structure factor is shown. In the section IV, we propose a scaling law which describes the crossover from the Larkin regime to the random manifold regime. In the final section, we present conclusions and remarks.

II. POWER-LOW DOMAIN GROWTH IN LARKIN REGIME

When phase fluctuation is very small, $\theta(\mathbf{r}, t) \ll 1$, the Hamiltonian Eq. (1) is reduced to the so-called Larkin model [28], which is exactly solvable. When the second term in the r.h.s. of Eq. (1) is expanded by θ up to the linear order, the disorder effect is represented by the quenched random force $\eta(\mathbf{r}) = -h(\mathbf{r}) \sin \beta(\mathbf{r})$, which is supposed to be a random Gaussian number satisfying

$$\overline{\eta(\mathbf{r})} = 0, \quad \overline{\eta(\mathbf{r})\eta(\mathbf{r}')} = \Delta_h \delta(\mathbf{r} - \mathbf{r}'), \quad (2)$$

with a finite variance Δ_h . Here and in the following $\overline{\cdots}$ means disorder (sample) averaging. The overdamped Langevin equation is written as

$$\begin{aligned} \Gamma \frac{d}{dt} \theta(\mathbf{r}, t) &= -\frac{\delta H}{\delta \theta(\mathbf{r}, t)} + \zeta(\mathbf{r}, t) \\ &= \kappa \nabla^2 \theta(\mathbf{r}, t) + \eta(\mathbf{r}) + \zeta(\mathbf{r}, t), \end{aligned} \quad (3)$$

where Γ is the friction coefficient and $\zeta(\mathbf{r}, t)$ is a Gaussian white thermal noise satisfying

$$\langle \zeta(\mathbf{r}, t) \rangle = 0, \quad \langle \zeta(\mathbf{r}, t) \zeta(\mathbf{r}', t') \rangle = 2\Gamma T \delta(\mathbf{r} - \mathbf{r}') \delta(t - t'), \quad (4)$$

T being the temperature of the heat bath. The average $\langle \cdots \rangle$ is taken over independent noise realizations.

The formal solution with the uniform initial condition, $\theta(\mathbf{r}, 0) = 0$ for all \mathbf{r} , is expressed as

$$\theta(\mathbf{q}, t) = \frac{1}{\Gamma} \int_0^t dt' e^{-\kappa q^2(t-t')/\Gamma} [\eta(\mathbf{q}) + \zeta(\mathbf{q}, t')], \quad (5)$$

where the functions of \mathbf{q} are the Fourier transformations of the corresponding functions of \mathbf{r} . The structure factor, i.e., Fourier transform of the scalar correlation function is calculated as

$$\begin{aligned} B(\mathbf{q}, t) &\equiv \int d\mathbf{r} \overline{\langle \theta(\mathbf{0}, t) \theta(\mathbf{r}, t) \rangle} e^{i\mathbf{q} \cdot \mathbf{r}} = \overline{\langle |\theta(\mathbf{q}, t)|^2 \rangle} \\ &= T \frac{1 - e^{-2q^2 L(t)^2}}{\kappa q^2} + \Delta_h \left[\frac{1 - e^{-q^2 L(t)^2}}{\kappa q^2} \right]^2, \end{aligned} \quad (6)$$

where

$$L(t) \equiv \sqrt{\kappa t / \Gamma}. \quad (7)$$

Equation 6 means that the two fluctuations owing to temperature and randomness are decoupled in the Larkin model. But the growth of the two are characterized by a single time-dependent length $L(t)$ such that the system is equilibrated over wavelength shorter than $L(t)$, i.e., $B(\mathbf{q}, t) \sim B(\mathbf{q}, t \rightarrow \infty) = T/\kappa q^2 + \Delta_h/\kappa^2 q^4$ for $qL(t) \gg 1$.

From Eq. (6), we can estimate the phase fluctuation amplitude by

$$\sigma(t) \equiv \overline{\left\langle V^{-1} \int d\mathbf{r} \theta(\mathbf{r}, t)^2 \right\rangle} = \int d\mathbf{q} B(\mathbf{q}, t) \quad (8)$$

$$\approx C_0 - \frac{C_1}{d-2} \frac{T}{\kappa} L(t)^{-(d-2)} + \frac{C_2}{4-d} \frac{\Delta_h}{\kappa^2} L(t)^{4-d}. \quad (9)$$

The third term diverges in equilibrium ($t \rightarrow \infty$, $L(t) \rightarrow \infty$) below four dimensions. By writing $\sigma(t) \propto L(t)^{2\zeta}$ one can read off the roughness exponent of the Larkin model as $\zeta_{\text{Larkin}} = (4-d)/2$. In the long length scale, $L(t) \gg L_T \equiv \sqrt{\kappa T/\Delta_h}$, the third term due to the quenched randomness is dominant and the second term due to the thermal fluctuation term can be ignored.

Note that the growth law of $L(t)$ given by Eq. (7) is the same as in the absence of the random potential. It means that the quenched random potential does not bring pinning effects at the level of its linear approximation. It is easy to see that this is the case at any higher levels of perturbative treatments of the random potential.

III. GLASSY DYNAMICS IN NONLINEAR POTENTIAL

The linear approximation adopted in the previous section breaks down for large $\sigma(t)$, which occurs when $L(t)$ becomes as large as the so-called Larkin length, L_c ;

$$L_c(\Delta_h) = \left(\frac{\Delta_h}{c_L^2 \kappa^2} \right)^{-1/(4-d)} \quad (10)$$

This length is derived from the threshold condition; $(\Delta_h/\kappa^2)L_c^{4-d} = c_L^2$ where $c_L (\approx 1)$ is a constant, similar to the Lindemann's constant [34], indicating the border below which the nonlinearity of random potential can be ignored. The corresponding time scale is

$$t_c(\Delta_h) = L_c(\Delta_h)^2 \Gamma / \kappa \propto \Delta_h^{-2/(4-d)}. \quad (11)$$

Beyond the Larkin length the system enters the random manifold regime where nonlinearity of the random potential yields many metastable states. The potential barriers between them will significantly slow down the growth of $\sigma(t)$. Now we study the growth of roughness in the random manifold regime by numerical simulations.

A. Simulations

The lattice version of the equation of motion for the phase at the lattice point \mathbf{r}_i is

$$\Gamma \frac{d}{dt} \theta_i(t) = -J \sum_{j \in \text{n.n.}} [\theta_i(t) - \theta_j(t)] - h_i \sin(\theta_i(t) - \beta_i) + \zeta_i(t). \quad (12)$$

Hereafter we set the coupling constant J and the friction coefficient Γ to unity.

Here let us explain some details of the numerical simulations. Phase variables $\theta_i(t)$'s are put on the cubic lattice with size $N = L_{\text{sys}}^3 = 128^3$ and periodic boundary conditions are imposed in all directions. The phase β_i 's are introduced as independent uniform random numbers between 0 and 2π . On the other hand the strength of the random field h_i is set to a uniform value h for all sites [38], so that

$$\Delta_h = h^2/2. \quad (13)$$

We investigate the relaxation dynamics at various values of the random field $h = 1.0 - 5.0$ and temperatures $T = 0.0, 0.5, 1.0$ and 1.5 [39]. We numerically solve the Eq. (12) by the second order stochastic Runge-Kutta method [35]. In the initial state, θ_i is set to 0 for all i . Physical quantities are averaged over 128 runs at least, each of which has independent realizations of random phase β_i and thermal noise $\zeta_i(t)$.

We define the lattice version of the structure factor Eq. (6) as

$$B(\mathbf{q}, t) = \overline{\langle N |\theta(\mathbf{q}, t)|^2 \rangle} \quad (14)$$

with $\theta(\mathbf{q}, t) = N^{-1} \sum_j \theta_j(t) e^{i\mathbf{q} \cdot \mathbf{r}_j}$ [40].

B. Results

Figure 1 shows some examples of the profile of $B(q, t)$. Components for all q are zero at $t = 0$ and grow with time t . It can be seen that at larger q the amplitude saturates to t -independent but q -dependent value while at smaller q the amplitude remains t -dependent but q -independent. The above observation suggests that there is indeed a dynamical length scale $L(t)$ which grows with time t such that components satisfying $qL(t) \gg 1$ become equilibrated: the system has become rough on short wavelengths but remains flat at larger wavelengths.

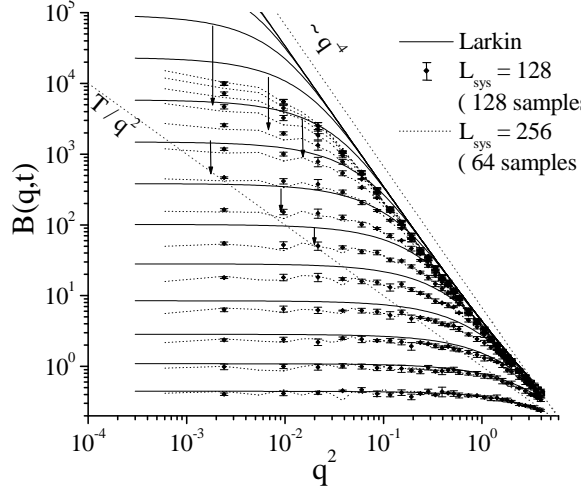


FIG. 1: Snapshots of the profile of $B(q, t)$ at different times t . The time changes uniformly in logarithmic scale as $t/0.043 = 2^3, 2^4, \dots, 2^{16}$. The arrows connect the values in the Larkin model (bold curves) given by Eq. (6) and numerical data obtained in the sinusoidal model at the same time t . The symbols with error bars are data for $L_{\text{sys}} = 128$ and dotted lines are for $L_{\text{sys}} = 256$.

A simplest scaling which connects the dynamical regime $qL(t) \ll 1$ and the static regime $qL(t) \gg 1$ may be [10, 11, 12, 15]

$$B(q, t) = q^{-(d+2\zeta)} \tilde{B}(qL(t)) \quad (15)$$

where ζ is the roughness exponent and the scaling function behaves as $\tilde{B}(x) \sim \text{const.}$ for $x \gg 1$ and $\tilde{B}(x) \sim x^{d+2\zeta}$. By integrating over q one obtains the corresponding scaling form for $\sigma(t) = \sum_q B(q, t)$,

$$\sigma(t) \propto L(t)^{2\zeta}. \quad (16)$$

Note that the above scaling holds only if the system size L_{sys} is sufficiently larger than $L(t)$ for a given time t . Indeed one can find easily that the Larkin model discussed in section II satisfies these scalings exactly at $T = 0$. However, the real behavior will be more complicated even in the Larkin regime because roughness originates not only from the quenched random field but also from the thermal noise at finite temperatures. Furthermore, there will be a crossover from the Larkin regime to the random elastic manifold regime at L_c . In section IV we perform a more elaborate scaling analysis taking into account these complications.

The analytic solution of the Larkin model is also plotted in the same figure for comparison. In very short time the structure factors of the two models coincide. As time goes by, it

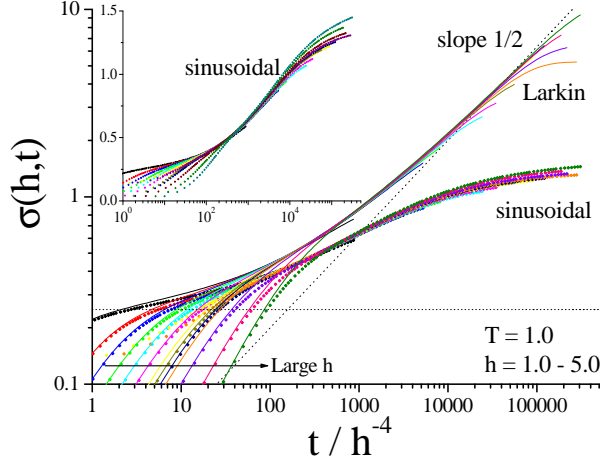


FIG. 2: Time evolution of $\sigma(t)$. The inset is a semilogarithmic plot of the same data. The solid line curves show the results of the Larkin model, which is calculated by the summation of Eq. (14) on the cubic lattice and therefore shows finite size effect in large length scales. The horizontal dotted line indicates the equilibrium value $\sigma(t = \infty)$ for $h = 0$.

becomes apparent that $B(q, t)$ for the sinusoidal potential model Eq. (12) does not grow as fast as that of the Larkin model Eq. (3). As shown later, the time scale beyond which the equivalence breaks down is t_c given by Eq. (11). Furthermore by a closer inspection it appears that the envelope function $B(q, t \rightarrow \infty)$, i.e., the equilibrium structure factor, changes from that of the Larkin model. The exponent for small q parts seems to be slightly different from -4 of the Larkin model. We regard these changes as the crossover from the Larkin regime to the random manifold regime, which we analyze more carefully in the section IV.

Figure 2 shows the time evolution of $\sigma(t) \equiv \overline{\langle \theta(t)^2 \rangle} = \sum_{\mathbf{q}} B(\mathbf{q}, t)$. In the Larkin regime $L(t) \ll L_c$ or $t \ll t_c$, we expect $\sigma(t) \propto L(t)^{2\zeta} \sim t^{2\zeta/z}$ (See Eq. (16)) with $\zeta = 1/2$ and $z = 2$. However, the data deviate from this behavior for $t > t_c$. The crossover time increases as the strength of the random field h decreases. We consider this reflects crossover from the Larkin regime to the random elastic manifold regime. Indeed by simply scaling t by the anticipated crossover time $t_c \propto h^{-4}$ given in Eq. (11), data of $\sigma(t)$ collapse onto a universal function for sufficiently large t . The growth of $\sigma(t)$ for $t > t_c$ is very slow presumably due to activated glassy dynamics.

IV. SCALING OF STRUCTURE FACTOR

As observed in the previous section, the crossover from the Larkin regime to the random elastic manifold regime can be described by a simple scaling in which the time t is scaled by the crossover time $t_c(\Delta_h)$ given by Eq. (11) corresponding to the Larkin length $L_c(\Delta_h)$. Now we analyze the spatio-temporal scaling law of the structure factor $B(q, t)$ itself, which provides us more detailed information than the integrated one σ . The basic idea is expressed by Eq. (15) which connects the dynamic $qL(t) \ll 1$ and static $qL(t) \gg 1$ regimes. However we need to take into account complications due to the roughness of different origins: i) thermal roughness with the roughness exponent $\zeta_{\text{thermal}} = (2-d)/2$, ii) roughness due to the random field in the Larkin regime with $\zeta_{\text{Larkin}} = (4-d)/2$ and iii) roughness in the random elastic manifold regime with a certain non-trivial exponent ζ_{rm} .

A. Scaling ansatz

We propose the following scaling ansatz. Most importantly the crossover from the Larkin to the random elastic manifold regime is taken into account by scaling the length (or the wave number) by the Larkin length L_c given by Eq. (10) and the time by the corresponding time scale t_c given by Eq. (11). We propose that the structure factor takes the following form,

$$B(q, t) = TL_c^2 \frac{1 - e^{-2Y(qL_c)X(t/L_c^2)}}{Y(qL_c)} + \Delta_h L_c^4 \left[\frac{1 - e^{-Y(qL_c)X(t/L_c^2)}}{Y(qL_c)} \right]^2. \quad (17)$$

This is an extended version of Eq. (6): the first and second terms describe the fluctuation due to thermal noise [41] and quenched randomness, respectively. The dynamical and static regimes described in the simplest scaling Eq. (15) correspond to $XY \ll 1$ and $XY \gg 1$ respectively: in the dynamical regime $XY \ll 1$ the structure factor is t -dependent but q -independent while in the static regime $XY \gg 1$, it becomes t -independent but q -dependent.

We suppose that the scaling functions X and Y take the following asymptotic forms,

$$X(\tilde{t}) = \begin{cases} \tilde{t} & \text{for } \tilde{t} \ll 1 \\ X_{\text{rm}}(\tilde{t}) & \text{for } \tilde{t} \gg 1, \end{cases} \quad (18)$$

$$Y(\tilde{q}) = \begin{cases} \tilde{q}^2 & \text{for } \tilde{q} \gg 1 \\ \text{cst.} \times \tilde{q}^{d/2+\zeta_{\text{rm}}} & \text{for } \tilde{q} \ll 1. \end{cases} \quad (19)$$

The scaling function $Y(\tilde{q})$ with $\tilde{q} = qL_c$ describes the equilibrium structure factor: $Y(\tilde{q}) = \tilde{q}^{-4}$ in the Larkin regime $\tilde{q} \gg 1$ and $\tilde{q}^{-(d+2\zeta_{\text{rm}})}$ in the random elastic manifold regime $\tilde{q} \ll 1$. The exponent ζ_{rm} is an unknown roughness exponent in the random manifold regime which will be smaller than ζ_{Larkin} . On the other hand, the scaling function $X(\tilde{t})$ with $\tilde{t} = t/t_c$ describes the growth law of $L(t)$ in the Larkin regime $\tilde{t} \ll 1$ and the random elastic manifold regime $\tilde{t} \gg 1$. More precisely, the dynamical length $L(t)$ can be estimated by solving

$$Y(L(t)^{-1}L_c)X(t/L_c^2) = 1. \quad (20)$$

The function $X_{\text{rm}}(\tilde{t})$ is an unknown increasing function of the scaled time \tilde{t} in the random elastic manifold regime which will be slower than any algebraic functions due to the anticipated activated dynamics [11, 15].

For $\tilde{t} \ll 1$ and $\tilde{q} \gg 1$, the above scaling reproduces Eq. (6) in the Larkin regime. However it turns out that certain vertex corrections are needed in the coefficients as

$$T \rightarrow T(1 + \alpha_{T\Delta}\Delta_h + \dots) \quad (21)$$

and

$$\Delta_h \rightarrow \Delta_h(1 - \alpha_{\Delta T}T + \dots) \quad (22)$$

in analyzing the raw data.

B. Numerical analysis

Now let us examine the validity of the scaling law presented above using our numerical data. Scaling functions $X(x)$ and $Y(y)$ are determined by least square fitting.

First we perform fitting by fixing the temperature T . For example, Fig. 3 shows the result of the scaling for $T = 0.5$. We plotted $F(q, t)$ as a function of XY where

$$F(q, t) = \frac{1}{X} \sqrt{\frac{B(q, t)}{L_c^4 \Delta_h} - \frac{T}{L_c^2 \Delta_h} \frac{1 - e^{-YX}}{Y}},$$

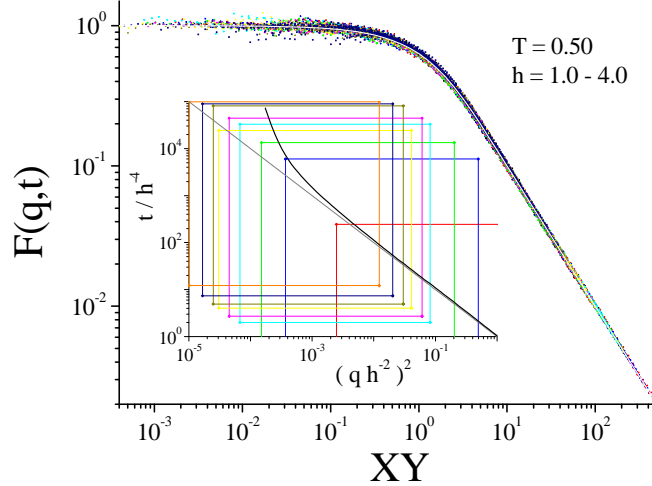


FIG. 3: Result of the scaling. $F(q, t)$ is plotted as a function of $X(t/t_c)Y(qL_c)$. The white curve indicates $(1 - e^{-XY})/XY$. Here the coefficients are corrected with $\alpha_{T\Delta} = 0.027$ in Eq. (21) and $\alpha_{\Delta T} = 0.22$ in Eq. (22). The rectangles in the inset show the data ranges in t/t_c and $q^2L_c^2$ for ten values of h . The bold curve in the inset indicates $X(t/t_c)Y(qL_c) = 1$. The space-time region above this curve is equilibrated.

which leads $(1 - e^{-XY})/XY$ if the scaling law in Eq. (17) is valid. The figure shows nice collapsing of data using proper scaling functions, X and Y .

Next let us bring together data at different temperatures. To this end we note that the Larkin length can weakly depends on temperature,

$$L_c(\Delta_h, T) = [\Delta_h/c_L(T)^2]^{-1/(4-d)}. \quad (23)$$

The constant $c_L(T)$ will be larger for higher temperatures because thermal fluctuations will mask the quenched random potential over short length scales. In practice we treated $c_L(T)$ as a fitting parameter. Then as shown in Fig. 4, data of different temperatures can be laid on a universal curve independent of temperatures. The resultant correction factor $c_L(T)$ is shown in the inset of Fig. 4.

The scaling function $X(\tilde{t})$ exhibits the crossover from the power-law domain growth to the glassy dynamics. Looking Fig. 4 carefully, the universality of the scaling function X does not hold at zero temperature. The functional form of $X(t)$ at $T = 0$ apparently deviates from those for finite temperatures. This indicates that the relaxation in the random manifold regime is thermal activation process. The system cannot escape from a metastable state

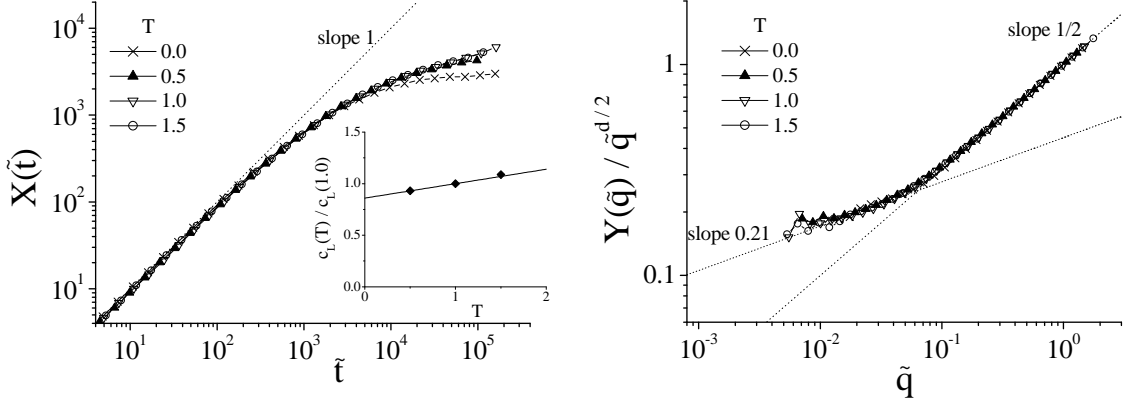


FIG. 4: Scaling function $X(\tilde{t})$ and $Y(\tilde{q})$ for several fixed temperatures. Each is divided by the function for the Larkin regime. The inset in the top graph indicates the correction factor $c_L(T)$. Here we use $c_L(T = 0)$ by extrapolating from finite temperature data.

without thermal assistance. Indeed the relaxation stops at finite length scale.

The scaling function Y^{-2} represents the structure factor in the equilibrium state ($X \rightarrow \infty$). From the present scaling we obtain its shape even for the small wave numbers $\tilde{q} \ll 1$ where $B(q, t)$ is still far from equilibrium. The slope for small \tilde{q} is consistent with $\zeta_{\text{rm}} \approx 0.21$ in the literature [42]. The function form of Y for $T = 0$ deviates from those for finite temperature quite small (even for very low accuracy of data) compared with X . This means the roughness exponent ζ_{rm} is independent of both T and Δ_h .

V. SUMMARY AND DISCUSSIONS

In this paper the relaxation dynamics of the three dimensional elastic manifold in random potential has been studied. We especially focused on the crossover between the Larkin regime and the random manifold regime, i.e., power-law domain growth and thermally activated relaxation. We proposed a new scaling method for the dynamical structure factor which encodes dynamical growth of the roughness of different origins and successfully applied it to explain the crossover between the Larkin and random elastic manifold regime. At a given temperature the structure factor can be scaled by using the dynamical length $L(t)$ and the Larkin length $L_c(\Delta_h)$. Quite interestingly our analysis yields the structure factor in equilibrium, which is hard to observe in equilibrium simulations. The temperature dependence can be also taken care only by introducing a correction factor $c_L(T)$ for the Larkin

length. It turns out that the scaling functions $X(\tilde{t})$ and $Y(\tilde{q})$ are universal and independent of the temperatures.

Although random potential that is periodic with respect to the deformation field is analyzed in the present simulations, we did not observe any indication of QLRO. Presumably the QLRO appears when the amplitude of phase fluctuation becomes greater than the period of the random potential, $\sigma(t) > c_p^2 \sim (2\pi)^2$. The random manifold regime persists for quite long time because of the slow growth rate of $L(t)$ and reduced roughness exponent (see Fig. 2).

Acknowledgments

The present work is supported by 21st Century COE program “Topological Science and Technology” and the Ministry of Education, Science, Sports and Culture, Grant-in-Aid for Young Scientists (A), 19740227, 2007. A part of the computation in this work has been done using the facilities of the Supercomputer Center, Institute for Solid State Physics, University of Tokyo.

-
- [1] G. Grüner, Rev. Mod. Phys. **60**, 1129 (1988).
 - [2] G. Blatter, M. V. Feigel'man, V. B. Geshkenbein, A. I. Larkin, and V. M. Vinokur, Rev. Mod. Phys. **66**, 1125 (1994).
 - [3] E. Vincent, J. Hammann, M. Ocio, J. P. Bouchaud, and L. F. Cugliandolo, in *Proceedings of the Sitges Conference on Glassy Systems* ed. E. Rubi (Springer, Berlin, 1996).
 - [4] P. Nordblad and P. Svedlindh, *Experiments on spin glasses* in *Spin Glasses and Random Fields* ed. A. P. Young (World Scientific, Singapore, 1998).
 - [5] J. P. Bouchaud, L. F. Cugliandolo, J. Kurchan, and M. Mezard, *Out of equilibrium dynamics in spin-glasses and other glassy systems* in *Spin Glasses and Random Fields* ed. A. P. Young (World Scientific, Singapore, 1998).
 - [6] N. Kawashima and H. Rieger, *Recent progress in spin glasses* in *Frustrated spin Systems* ed. H. T. Diep (World Scientific, Singapore, 2004).
 - [7] P. Debenedetti and F. H. Stillinger, Nature (London) **410**, 259 (2001).

- [8] L. F. Cugliandolo, J. Kurchan, and P. Le Doussal, Phys. Rev. Lett. **76**, 2390 (1996).
- [9] H. Yoshino, J. Phys. A: Math. Gen. **29**, 1421 (1996).
- [10] H. Yoshino, Phys. Rev. Lett. **81**, 1493 (1998).
- [11] A. B. Kolton, A. Rosso, and T. Giamarchi, Phys. Rev. Lett. **95**, 180604 (2005).
- [12] A. B. Kolton, A. Rosso, E. V. Albano, and T. Giamarchi, Phys. Rev. B **74**, 140201(R) (2006).
- [13] S. Bustingorry, L. F. Cugliandolo, and D. Dominguez, Phys. Rev. Lett. **96**, 027001 (2006).
- [14] S. Bustingorry, L. F. Cugliandolo, and D. Dominguez, Phys. Rev. B **75**, 024506 (2007).
- [15] H. Yoshino (unpublished).
- [16] R. Paul, S. Puri, and H. Rieger, Europhys. Lett. **68**, 881 (2004).
- [17] H. Rieger, G. Schehr, and R. Paul, Prog. Theo. Phys. Suppl. **157**, 111 (2005).
- [18] J. Kisker, L. Santen, M. Schreckenberg, and H. Rieger, Phys. Rev. B **53**, 6418 (1996).
- [19] T. Komori, H. Yoshino, and H. Takayama, J. Phys. Soc. Jpn **68**, 3387 (1999).
- [20] D. A. Huse, C. L. Henley, and D. S. Fisher, Phys. Rev. Lett. **55**, 2924 (1985).
- [21] J. Villain, Phys. Rev. Lett. **52**, 1543 (1984).
- [22] D. A. Huse and D. S. Fisher, Phys. Rev. B. **35**, 6841 (1987).
- [23] D. S. Fisher and D. A. Huse, Phys. Rev. B **43**, 10728 (1991).
- [24] L. V. Mikheev, B. Drossel, and M. Kardar, Phys. Rev. Lett. **75**, 1170 (1995).
- [25] H. Fukuyama and P. A. Lee, Phys. Rev. B **17**, 535 (1978).
- [26] P. A. Lee and T. M. Rice, Phys. Rev. B **19**, 3970 (1979).
- [27] T. Giamarchi and P. Le Doussal, Phys. Rev. B **52**, 1242 (1995).
- [28] A. I. Larkin, Sov. Phys. JETP **31**, 784 (1970).
- [29] Y. Imry and S. Ma, Phys. Rev. Lett. **21**, 1399 (1975).
- [30] D. S. Fisher, Phys. Rev. B **31**, 7233 (1985).
- [31] D. S. Fisher, Phys. Rev. Lett. **56**, 1964 (1986).
- [32] T. Nattermann, Phys. Rev. Lett **64**, 2454 (1990).
- [33] S. E. Korshunov, Phys. Rev. B **48**, 3969 (1993).
- [34] F. Lindemann, Z. Phys. **11**, 609 (1910).
- [35] R. L. Honeycutt, Phys. Rev. A **45**, 600 (92).
- [36] T. Nattermann and S. Scheidl, Adv. Phys. **49**, 607 (2000).
- [37] L. Balents and D. S. Fisher, Phys. Rev. B **48**, 5949 (1993).
- [38] We consider the distribution of the amplitude h_i on each site does not change the semi-

quantitative property in the weak pinning regime because the system feels averaged random potential over the region where phase is almost uniform. We checked it by preliminary simulations.

- [39] These temperatures are lower than the ferromagnetic transition temperature, ~ 2.20 , of the pure XY model on the cubic lattice, whose spin-wave-approximation is the present model.
- [40] More precisely we calculated $B(q_0, t) = [B(\mathbf{q}_0 = (q_0, 0, 0), t) + B(\mathbf{q}_0 = (0, q_0, 0), t) + B(\mathbf{q}_0 = (0, 0, q_0), t)]/3$ where $q_0 = 2\pi n/L_{\text{sys}}$ for $n = 0, 1, 2, \dots, L/2$. Hereafter we use $q^2 = 2(1 - \cos q_0) = q_0^2 + O(q_0^4)$ instead of q_0^2 . By using this q , the same formula with that of continuum model, such as Eq. (6), can be used for the Larkin model on lattice.
- [41] Strictly speaking the first term in Eq. (17), the structure factor of the purely thermal origin, does not need to be scaled in the same as the second term. (One can argue that the purely thermal roughness exists only in the range $qL_c \gg 1$.) This is an artifact of our scaling form, which is chosen for simplicity but it does not make significant changes on the analysis at small q regimes of our interest where the second term is dominant.
- [42] The roughness exponent for the d -dimensional system with N -components deformation field is written as $\zeta_{\text{rm}}(d, N) = (4 - d)/[4 + \nu(d, N)N]$ [36]. The exponent $\nu(3, 1)$ corresponding to the present system has not known but expected to be between $\nu(1, 1) = 1/2$ [20] and $\nu(4, 1) = 0.80$ [37]. Substituting these ν 's and $d = 3$ to the above formula instead of $\nu(3, 1)$ leads close values of ζ_{rm} , 0.22 and 0.21, respectively.