

# Large contribution of virtual Delbrück scattering to the emission of photons by relativistic nuclei in nucleus-nucleus and electron-nucleus collisions

I.F. Ginzburg<sup>1,a</sup>, U.D. Jentschura<sup>2,3,b</sup>, and V.G. Serbo<sup>4,2,c</sup>

<sup>1</sup> Sobolev Institute of Mathematics, 630090 Novosibirsk, Russia

<sup>2</sup> Max-Planck-Institut für Kernphysik, Postfach 103980, 69029 Heidelberg, Germany

<sup>3</sup> Institut für Theoretische Physik, Philosophenweg 16, 69120 Heidelberg, Germany

<sup>4</sup> Novosibirsk State University, 630090 Novosibirsk, Russia

Received: September 6, 2007

**Abstract.** Delbrück scattering is an elastic scattering of a photon in the Coulomb field of a nucleus via a virtual electron loop. The contribution of this virtual subprocess to the emission of a photon in the collision of ultra-relativistic nuclei  $Z_1 Z_2 \rightarrow Z_1 Z_2 \gamma$  is considered. We identify the incoming virtual photon as being generated by one of the relativistic nuclei involved in the binary collision and the scattered photon as being emitted in the process. The energy and angular distributions of the photons are calculated. The discussed process has no infrared divergence. The total cross section obtained is 14 barn for Au–Au collisions at the RHIC collider and 50 barn for Pb–Pb collisions at the LHC collider. These cross sections are considerably larger than those for ordinary tree-level nuclear bremsstrahlung in the considered photon energy range  $m_e \ll E_\gamma \ll m_e \gamma$ , where  $\gamma$  is the Lorentz factor of the nucleus. Finally, photon emission in electron-nucleus collisions  $e Z \rightarrow e Z \gamma$  is discussed in the context of the eRHIC option.

## 1 Introduction and main results

Recently, electromagnetic processes in ultra-relativistic nuclear collisions were discussed in numerous papers (see the review [1] and references therein) which is connected mainly with the operation of the RHIC collider and the future LHC lead-lead option. For these colliders the charge numbers of nuclei  $Z_1 = Z_2 \equiv Z$  and their Lorentz factors  $\gamma_1 = \gamma_2 \equiv \gamma$  are given in Table 1, which is cited here from Ref. [2].

**Table 1.** Colliders and cross sections for the  $Z Z \rightarrow Z Z \gamma$  process via the Delbrück scattering subprocess.

Collider	$Z$	$\gamma$	$\sigma$ [barn]
RHIC, Au–Au	79	108	14
LHC, Pb–Pb	82	3000	50

Strictly speaking, only a few electromagnetic processes with the production of leptons or photons are related to fundamental physics. Nevertheless, many of them are

of imminent importance for two reasons: they are either “dangerous,” e. g. in terms of possible beam losses, or they are by contrast quite useful for experiments at the RHIC and LHC colliders. These statements may be illustrated by two examples.

(i)  *$e^+e^-$  pair production*  $Z_1 Z_2 \rightarrow Z_1 Z_2 e^+ e^-$ . In a typical ultra-relativistic collision, the number of the produced electrons is so huge that some of them can be captured by nuclei, which immediately leads to loss of these nuclei from the beam. This capture process is an essential limitation for the life time of the beam and determines the maximal luminosity of a machine (for details see Ref. [1]).

(ii) *Coherent bremsstrahlung.* For the usual bremsstrahlung the number of photons emitted in a single collision of bunches is proportional to the number of particles in the first and second bunches:  $dN_\gamma \propto N_1 N_2 dE_\gamma / E_\gamma$ . But when the photon energy decreases, the coherence length becomes comparable to the length of the second bunch, and radiation is caused by the interaction of a nucleus  $Z_1$  with the second bunch as a whole, but not with each nucleus  $Z_2$  separately, i. e. coherent bremsstrahlung is an emission of photons by particles of one bunch in the collective electromagnetic field of the oncoming bunch. In this case  $dN_\gamma$  becomes proportional to the number of particles in the first bunch and to the *squared* number of particles in the second bunch:  $dN_\gamma \propto N_1 N_2^2 dE_\gamma / E_\gamma$ . As a result, the number of the produced photons at RHIC becomes so

<sup>a</sup> e-mail: ginzburg@math.nsc.ru

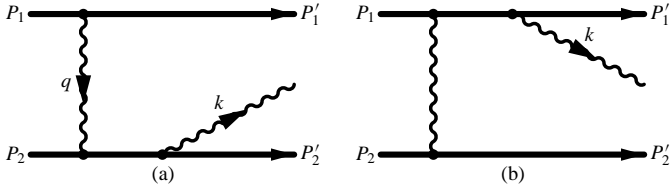
<sup>b</sup> e-mail: Ulrich.Jentschura@mpi-nd.mpg.de

<sup>c</sup> e-mail: serbo@math.nsc.ru

huge in the infrared region that this process can be used for monitoring beam collisions (see Ref. [3]).

In general, these considerations imply that various electromagnetic processes have to be estimated (their cross sections and distributions) in order not to miss some interesting or potentially dangerous effects.

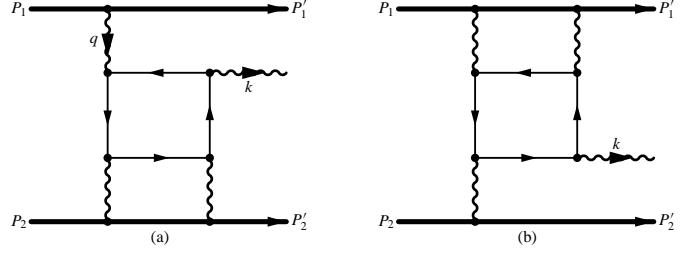
Let us consider an emission of photons in an elastic nuclear collision (i.e., without excitation of the nuclei in their final state). The ordinary nuclear bremsstrahlung has been known in detail for many years (see, for example, the review [4]). It is described by the Feynman diagrams of Fig. 1a and Fig. 1b, in which the virtual photon is emitted by either one of the nuclei and then this photon is Compton scattered by the oncoming nucleus [In this as well as in other figures we display not all but representative diagrams only. E.g., in Fig. 1a, the diagram with the exchange of photons with momenta  $q$  and  $k$  have to be added to complete the entire range of diagrams.]



**Fig. 1.** Ordinary nuclear bremsstrahlung is the emission of a photon in a nuclear collision via a virtual Compton subprocess.

In the present paper, we consider in detail the emission of photons not due to the Compton subprocess, but due to another one – namely, the Delbrück scattering subprocess of Fig. 2. Delbrück scattering is an elastic scattering of a photon in the Coulomb field of a nucleus via a virtual electron loop. To the best of our knowledge, the process of Fig. 2 has been mentioned for the first time in the paper [5], but its cross section has not yet been calculated or estimated. However, the situation is interesting because for heavy nuclei, the cross section of Delbrück scattering is known to be greater by one order of magnitude than for Compton scattering of photons with small energies. Therefore, we expect that the photon emission of Fig. 2 due to Delbrück scattering should be dominant over the ordinary bremsstrahlung of Fig. 1 in a certain range of photon energies.

At first sight, the process of Fig. 2 looks like a typical quantum electrodynamic (QED) loop correction to the Compton scattering and, therefore, should have a small cross section  $\sigma \propto \alpha^7$ , where  $\alpha \approx 1/137$  is the fine structure constant. However, at second sight, we should add a very large factor  $Z^6 \sim 10^{11}$  (we assume a collision of identical nuclei with  $Z = Z_1 = Z_2$ ) and take into account that the natural scale of the cross section is the square of the electron Compton wavelength  $\hbar^2/(m_e c)^2$ , where  $m_e$  is the electron mass,  $\hbar$  is the Planck constant and  $c$  is the light velocity. And last, but not least, we show below that this cross section has an additional logarithmic enhancement



**Fig. 2.** Emission of a photon in a nuclear collision via virtual Delbrück scattering in the lowest order of quantum electrodynamics (QED). Bold lines denote nuclei, thin lines denotes the electron propagators.

of the order of

$$L^2 \gtrsim 100, \quad L = \ln(\gamma_1 \gamma_2). \quad (1)$$

As a result, the discussed cross section is of the order of

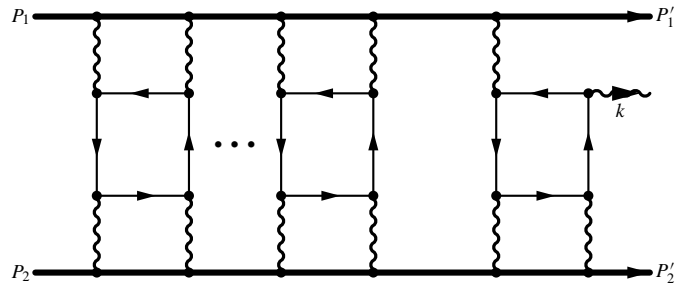
$$\sigma \sim \alpha (Z\alpha)^6 \frac{\hbar^2}{m_e^2 c^2} L^2, \quad (2)$$

which gives 130 barn for Pb–Pb at LHC. A more detailed calculation, as reported below, gives a result which differs from that estimate only by a numerical prefactor approximately equal to 0.4. The corresponding cross sections are given in Table 1. In particular, for the LHC collider,

$$\sigma = 50 \text{ barn}. \quad (3)$$

Note for comparison, that this cross section is 6 times larger than for the total hadronic/nuclear cross section in Pb–Pb collisions, which is roughly 8 barn.

To complete the description, we should mention that there is a numerically not large, but conceptually interesting so-called unitarity correction to the discussed process. It is due to the unitarity requirement for the  $S$  matrix and corresponds to the exchange of light-by-light blocks between nuclei (Fig. 3); this correction is analyzed in detail in [6], where it is shown that the unitarity correction can be estimated by the simple expression  $\sim -0.5 (Z\alpha)^4$ .



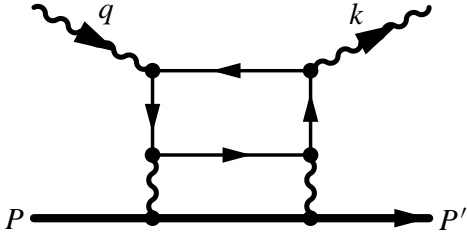
**Fig. 3.** Feynman diagram for the unitarity correction.

The obtained results can be easily generalized to the photon emission in electron-nucleus collisions without excitation of nucleus  $e Z \rightarrow e Z \gamma$ . This consideration is motivated by project of the eRHIC collider which is now actively discussed as a promising extension of the existing

RHIC machine (see [7]). In particular, the proposal is to build an additional electron ring with the energy  $E_e = 10$  GeV and, thus, to create an electron-nucleus collider. Certainly, the emission of photons in the direction of the electron beam is dominated by ordinary bremsstrahlung. By contrast, for the emission in the *nuclear* beam direction, we find out that the process via Delbrück scattering is dominant in a certain region of the photon energy.

The paper is organized as follows. In Sec. 2, we call some known properties of Delbrück scattering. In Sec. 3, we calculate the contribution of Delbrück scattering to the cross section of the  $Z_1 Z_2 \rightarrow Z_1 Z_2 \gamma$  process. Sec. 4 is devoted to a quantitative comparison of our process to other, competing photon emission processes. In Sec. 5 we discuss the case of the electron-nucleus collisions. A final conclusions are given in Sec. 6. A short summary of our main results is presented in Ref. [8].

Throughout this text, we use natural units with  $\hbar = c = 1$  and  $\alpha \approx 1/137$ , and we denote the electron (nucleus) mass by  $m \equiv m_e$  ( $M$ ), respectively. The scalar product of two 4-vectors is  $P_1 \cdot P_2 = E_1 E_2 - \mathbf{P}_1 \mathbf{P}_2$ .



**Fig. 4.** The block Feynman diagram for Delbrück scattering in the lowest QED order.

## 2 Basics of Delbrück scattering

Delbrück scattering is one of a few fundamental non-linear QED processes which had been studied experimentally. It can be described as a transition, in which the initial real photon fluctuates into a virtual electron-positron pair, interacts with a nucleus and then transforms back to the final photon, i.e. it is an elastic scattering of a photon in the Coulomb field of a nucleus via a virtual electron loop. In one-loop order, it is described by the block diagram of Fig. 4. Properties of Delbrück scattering are well known (see, e.g., the review [9], recent experiments [10] and numerical results for the Delbrück scattering amplitudes in Ref. [11]). The total cross section of this process  $\sigma_D(\omega_L, Z)$  depends on the invariant (see Figs. 2 for the identification of  $q$  and  $P$ )

$$\omega_L = \frac{q \cdot P}{M}, \quad (4)$$

which is equal to the initial photon energy in the laboratory system (lab-system, denoted by the subscript  $L$ ). Here the lab-system means the rest frame of the scattering nucleus, in which the 4-momentum of the initial photon takes the form  $q = (\omega_L, 0, 0, \omega_L)$ , and the 4-momentum of

the initial nucleus is  $P = (M, 0, 0, 0)$ . This cross section vanishes at small energies,

$$\sigma_D(\omega_L \ll m, Z) \sim (Z\alpha)^4 \frac{\alpha^2}{m^2} \left(\frac{\omega_L}{m}\right)^4, \quad (5)$$

and tends to a constant, independent of  $\omega_L$ , in the limit  $\omega_L \gg m$ . In the lowest order of the QED perturbation theory, this constant is

$$\sigma_D(\omega_L \gg m, Z) = \sigma_D^{(0)}(Z) = 1.07 (Z\alpha)^4 \frac{\alpha^2}{m^2}. \quad (6)$$

For heavy nuclei, the strong-field effects (so-called Coulomb corrections) drastically change this result. These corrections correspond to the exchange of virtual photons between the electron loop and the nucleus. They are of even order in powers of  $Z\alpha$  (due to the Furry theorem for the electron loop), i.e. they are proportional to  $(Z\alpha)^{2n}$  and decrease significantly this constant,

$$\sigma_D^{(0)}(Z) \rightarrow \sigma_D(Z) \equiv \frac{\sigma_D^{(0)}(Z)}{r_Z}, \quad (7)$$

where the reduction factor  $r_Z > 1$ . For example, for the Delbrück scattering off the Au ( $Z = 79$ ) and Pb ( $Z = 82$ ) nuclei, it is  $r_{79} = 1.7$  and  $r_{82} = 1.8$ , respectively, and the corresponding cross sections read as follows

$$\sigma_D(Z = 79) = 5.5 \times 10^{-3} \text{ barn}, \quad (8a)$$

$$\sigma_D(Z = 82) = 6.2 \times 10^{-3} \text{ barn}. \quad (8b)$$

It should be noted that the cross section for the Delbrück scattering off heavy nuclei is considerable larger than that for the nuclear Thomson scattering (which is the low-energy limit of Compton scattering)

$$\sigma_T(Z) = \frac{8\pi}{3} \frac{Z^4 \alpha^2}{M^2}, \quad (9)$$

where  $M$  is the mass of nucleus. Indeed, the ratio

$$\frac{\sigma_T(Z)}{\sigma_D(Z)} = 7.83 r_Z \left(\frac{m}{\alpha^2 M}\right)^2 \approx \frac{1}{30} \text{ for Au and Pb.} \quad (10)$$

For the analysis to be described below, we will also need the differential cross section of Delbrück scattering over the transverse momentum of the final photon  $k_\perp$  in the region  $\omega_L \gg m$ . The nucleus can be considered as a point-like particle up to the limit imposed by the nuclear form factor, i.e. up to  $k_\perp \sim 1/R$ , where  $R \approx 1.2 A^{1/3}$  fm is the radius of the nucleus with  $A$  the nucleon number (for both Au and Pb nuclei, we have  $R \approx 7$  fm and  $1/R \approx 28$  MeV). In this region, the differential cross section for Delbrück scattering can be written in the form

$$d\sigma_D = \alpha^2 (Z\alpha)^4 f_Z(k_\perp/m) \frac{dk_\perp^2}{m_\perp^4} \quad (11)$$

with

$$m_\perp = \sqrt{m^2 + k_\perp^2}. \quad (12)$$

The function  $f_Z(k_\perp/m)$  is of the order of unity at  $k_\perp/m \lesssim 1$  (except for the region of very small  $k_\perp/m \lesssim m/\omega_L$ ), and it is a slowly varying function at larger values of  $k_\perp/m$ . Numerical values of this function can be found from plots and numbers given in Refs. [9,11], in particular,

$$f_{82}(k_\perp/m = 1) \approx 0.48, \quad f_{82}(k_\perp/m \gg 1) \approx 1.2. \quad (13)$$

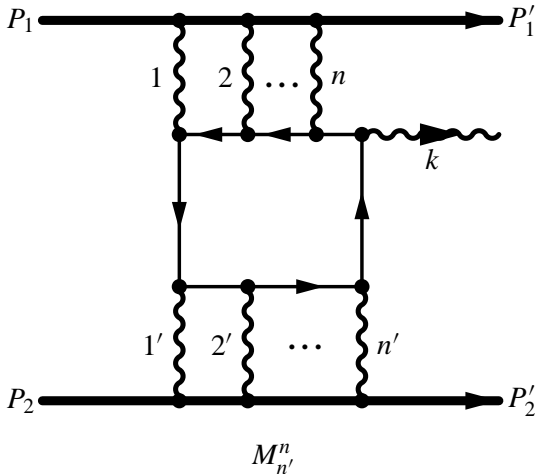
As a result, we can conclude that the main contribution to the total cross section at  $\omega_L \gg m$  [given in Eqs. (6)–(8)] comes from the region where the transverse momenta of the final photon are of the order of the electron mass,  $k_\perp \sim m$ .

### 3 Delbrück scattering and the $Z_1 Z_2 \rightarrow Z_1 Z_2 \gamma$ process

Let us consider, in general terms, the process of a photon emission without any excitation of nuclei in the final state:

$$Z_1(P_1) + Z_2(P_2) \rightarrow Z_1(P'_1) + Z_2(P'_2) + \gamma(k). \quad (14)$$

In this process two nuclei with charges  $Z_1 e$  and  $Z_2 e$  and 4-momenta  $P_1$  and  $P_2$  collide with each other and produce a photon with the total four-momentum  $k$ . Let  $E_i$  ( $\gamma_i = E_i/M_i$ ) and  $E_\gamma$  be the energy (the Lorentz factor) of the  $i$ th nucleus and the photon energy in the collider system, respectively. Here, the collider system means the rest frame of the particle collider, which is not necessarily equal to our “lab-system” (the latter we define to be the rest frame of the scattering nucleus). The collider system, by contrast, coincides with the center-of-mass system for identical colliding nuclei, and in this case  $\gamma_1 = \gamma_2 = \gamma$ .

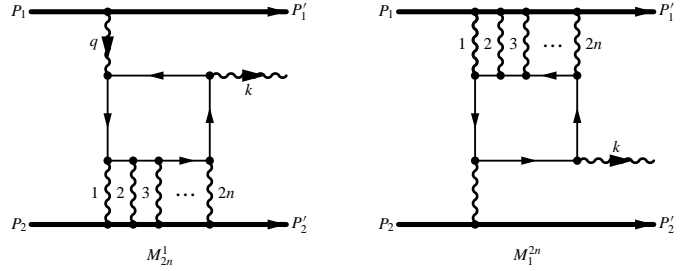


**Fig. 5.** Amplitude  $M_{n'}^n$  for the emission of a photon in the nuclear collision; here  $n(n')$  is the number of exchange virtual photons between the electron loop and the first (second) nucleus.

### 3.1 Total cross section

The contribution of the Delbrück scattering subprocess to the cross section of the process (14) is described in the lowest QED order by the Feynman diagrams displayed in Fig. 2. However, the parameter of the perturbation series  $Z\alpha$  is of the order of unity for heavy nuclei. For example,  $Z\alpha \approx 0.6$  for the discussed colliders. This means that other amplitudes  $M_{n'}^n$  (see Fig. 5) with the exchange of  $n(n')$  virtual photons between electron loop and the first (second) nucleus have to be taken into account. Therefore, the whole series in  $Z\alpha$  has to be summed to obtain the cross section with sufficient accuracy. Fortunately, there is another small parameter  $\eta \equiv 1/\ln(\gamma_1\gamma_2)$ , and it will be sufficient to calculate the cross section in the leading logarithmic approximation (LLA), where the omitted terms are of the order of

$$\eta = \frac{1}{\ln(\gamma_1\gamma_2)} = 0.1 \text{ for RHIC and } 0.06 \text{ for LHC}. \quad (15)$$



**Fig. 6.** Amplitudes  $M_{2n}^1$  ( $M_{1n}^{2n}$ ) with a single exchange photon between the electron loop and the first (second) nucleus.

Let  $\mathcal{M}$  be the sum of the amplitudes  $M_{n'}^n$  of Fig. 5. This sum can be presented in the form

$$\mathcal{M} = \sum_{n, n' \geq 1} M_{n'}^n = M_1 + \tilde{M}_1 + M_2, \quad (16)$$

$$M_1 = \sum_{n \geq 1} M_{2n}^1, \quad \tilde{M}_1 = \sum_{n \geq 1} M_{1n}^{2n}, \quad M_2 = \sum_{n, n' \geq 2} M_{n'}^n.$$

The amplitude  $M_1$  contains a one-photon exchange with the first nucleus and multiple photon exchanges with the second nucleus, whereas the amplitude  $\tilde{M}_1$  describes a one-photon exchange with the second nucleus and multiple photon exchanges with the first nucleus (Fig. 6). In the last amplitude  $M_2$ , there is no one-photon exchange, it describes a multi-photon exchange between electron loop and both nuclei. According to this classification, we write the total cross section as

$$\sigma = \sigma_1 + \tilde{\sigma}_1 + \sigma_2, \quad (17)$$

where

$$d\sigma_1 \propto |M_1|^2, \quad d\tilde{\sigma}_1 \propto |\tilde{M}_1|^2, \quad (18)$$

$$d\sigma_2 \propto 2 \operatorname{Re} (M_1 \tilde{M}_1^* + M_1 M_2^* + \tilde{M}_1 M_2^*) + |M_2|^2.$$

The integration over the transferred momentum squared  $q^2$  results in the large Weizsäcker–Williams logarithm  $\sim L$  for  $\sigma_1$ , with the same being true for  $\tilde{\sigma}_1$ . The contribution  $\sigma_2$  does not contain such a logarithm. Therefore, the relative contribution of the  $\sigma_2$  term is

$$\frac{\sigma_2}{\sigma_1} \sim \frac{(Z\alpha)^2}{L} < 0.04. \quad (19)$$

As a result, with an accuracy of the order of a few percent we can neglect  $\sigma_2$  in the total cross section and use the equation

$$\sigma = \sigma_1 + \tilde{\sigma}_1. \quad (20)$$

Let us consider the cross section  $\sigma_1$ , within the four-momentum conventions of Fig. 6. In the LLA, it can be calculated using the equivalent photon approximation, in which  $d\sigma_1$  is expressed via the number of equivalent photons  $dn_1$ , emitted by the first nuclei, and the cross section for the Delbrück scattering off the second nuclei (see, e.g., Ref. [12]):

$$d\sigma_1 = dn_1 \sigma_D(\omega_L, Z_2). \quad (21)$$

The virtual Delbrück scattering amplitude decreases when the virtuality of the initial photon  $Q^2 = -q^2$  becomes larger than  $m_\perp^2$  (here,  $q = P_1 - P'_1$  is the 4-momentum of the equivalent photon). This means that the main contribution to  $d\sigma_1$  is given by photons from the first nucleus with a small virtuality

$$Q^2 = -q^2 = \mathbf{q}_\perp^2 + \left(\frac{\omega}{\gamma_1}\right)^2 \ll m_\perp^2, \quad (22)$$

where  $\omega = E_1 - E'_1$  is the energy of the equivalent photon in the collider system. Therefore, we can neglect the virtuality of this photon in the description of the cross section  $\sigma_D(\omega_L, Z_2)$  for the subprocess. From (22), we learn that we can usually assume  $\omega \ll m_\perp \gamma_1$ . Because  $\omega_L$  can be expressed in terms of Lorentz invariants as

$$\omega_L = (q \cdot P_2)/M_2 = 2\omega\gamma_2,$$

the most important region for this cross section is [in accordance with Eqs. (5)–(8) and (22)]

$$m \ll \omega_L = 2\omega\gamma_2 \ll m\gamma_1\gamma_2, \quad k_\perp \sim m. \quad (23)$$

To calculate the spectrum of equivalent photons, we can use Eq. (D.4) from Ref. [12] neglecting terms proportional to  $\omega/E_1$ , since in our case  $\omega \lesssim m\gamma_1 \ll E_1$ :

$$dn_1(\omega, Q^2) = \frac{Z_1^2 \alpha}{\pi} \frac{d\omega}{\omega} \left(1 - \frac{Q_{\min}^2}{Q^2}\right) F^2(Q^2) \frac{dQ^2}{Q^2}, \quad (24)$$

where

$$Q_{\min}^2 = \frac{\omega^2}{\gamma_1^2}, \quad (25)$$

and  $F(Q^2)$  is the nuclear electromagnetic form factor. The function  $F(Q^2)$  is normalized by the “charge conservation” condition  $F(0) = 1$ , but drops very quickly at  $Q^2$  larger than  $1/R^2$ . In this section, we assume that

$m_\perp^2$  is considerable smaller than  $1/R^2$ . This implies, in particular, that  $k_\perp \ll 1/R$ , and the nucleus is effectively probed in the long-wavelength limit, so that we can put  $F(Q^2) = 1$  in our calculation. Integrating this number over  $Q^2$  in the region

$$Q_{\min}^2 = \frac{\omega^2}{\gamma_1^2} \leq Q^2 \lesssim m^2, \quad (26)$$

we obtain the spectrum of equivalent photons as

$$dn_1(\omega) = 2 \frac{Z_1^2 \alpha}{\pi} \frac{d\omega}{\omega} \ln\left(\frac{m\gamma_1}{\omega}\right). \quad (27)$$

Then integrating the cross section (21) over  $\omega$  in the region

$$\frac{m}{\gamma_2} \lesssim \omega \lesssim m\gamma_1, \quad (28)$$

we obtain the total cross section  $\sigma_1$  in the LLA

$$\sigma_1 = \frac{Z_1^2 \alpha}{\pi} \sigma_D(Z_2) L^2, \quad (29)$$

$$L = \ln\left(\frac{P_1 \cdot P_2}{2M_1 M_2}\right) = \ln(\gamma_1 \gamma_2).$$

Analogously, the cross section  $\tilde{\sigma}_1$  is

$$\tilde{\sigma}_1 = \frac{Z_2^2 \alpha}{\pi} \sigma_D(Z_1) L^2. \quad (30)$$

As a result, the total contribution of virtual Delbrück scattering to the cross section of the process given by formula (14) is equal to

$$\sigma = \sigma_1 + \tilde{\sigma}_1 = \frac{\alpha}{\pi} [Z_1^2 \sigma_D(Z_2) + Z_2^2 \sigma_D(Z_1)] L^2, \quad (31)$$

where  $L$  is given in Eq. (29) and  $\sigma_D(Z)$  in Eqs. (7)–(8). In particular, for Au–Au collisions at the RHIC collider, the total cross section is  $\sigma = 14$  barn, and for the Pb–Pb collisions at the LHC collider, the total cross section  $\sigma = 50$  barn (see also Table 1).

### 3.2 Energy and angular distribution of final photons

In the previous subsection, we have considered only the total cross section. Here, we are interested in the angular distribution of the final photons, and therefore, the dependence on  $k_\perp$  has to be restored. Let us therefore consider the region of not too small transverse momenta,

$$m \lesssim k_\perp \lesssim 1/R, \quad (32)$$

which differs from the condition  $k_\perp \ll 1/R$  employed in the previous calculation. To obtain the number of equivalent photons in this region, we should integrate expression (24) not in the interval (26), but in the larger interval

$$Q_{\min}^2 = (\omega/\gamma_1)^2 \leq Q^2 \lesssim m_\perp^2, \quad (33)$$

whose upper limit is  $m_\perp^2$ , not  $m^2$ . This leads to

$$dn_1(\omega) = 2 \frac{Z_1^2 \alpha}{\pi} \frac{d\omega}{\omega} \ln \frac{m_\perp \gamma_1}{\omega}. \quad (34)$$

Using this expression and the distribution of the Delbrück subprocess [given by Eq. (11)], we obtain the differential cross section

$$d\sigma_1 = \frac{2}{\pi} \alpha (Z_1 \alpha)^2 (Z_2 \alpha)^4 \ln \left( \frac{m_\perp \gamma_1}{\omega} \right) f_{Z_2}(k_\perp/m) \frac{d\omega}{\omega} \frac{dk_\perp^2}{m_\perp^4}, \quad (35)$$

which is valid in the region

$$\frac{m_\perp}{\gamma_2} \ll \omega \ll m_\perp \gamma_1, \quad k_\perp \sim m_\perp. \quad (36)$$

To find the energy and angular distribution of the final photons, we should now express the energy of the equivalent photon  $\omega$  in this formula in terms of the energy of the final photon  $E_\gamma$ .

In the main region for the cross section  $\sigma_1$ , the energy of the final photon in the rest frame of the second nucleus

$$E_{\gamma L} = \frac{(k \cdot P_2)}{M_2} = \omega_L - \frac{k_\perp^2}{2M_2}$$

and the longitudinal momentum (in the  $z$  direction, as measured in the lab frame  $L$ )

$$k_{zL} = E_{\gamma L} - \frac{k_\perp^2}{2E_{\gamma L}}$$

almost coincide with  $\omega_L$ . Going to the collider frame of reference, we find the energy of the final photon

$$E_\gamma = \gamma_2 (E_{\gamma L} - V_2 k_{zL}) = \omega + \frac{k_\perp^2}{4\omega} \quad (37)$$

and its longitudinal momentum

$$k_z = \gamma_2 (k_{zL} - V_2 \omega_L) = \omega - \frac{k_\perp^2}{4\omega}, \quad (38)$$

where  $\gamma_2 = 1/\sqrt{1-V_2^2}$  and  $V_2$  is the velocity of the second nucleus in the collider system.

For further analysis, it will be useful to split the region (36) into two subregions with small and large energies of the equivalent photon:

$$\text{subregion } A: \quad \frac{m_\perp}{\gamma_2} \ll \omega \ll m_\perp, \quad (39)$$

and

$$\text{subregion } B: \quad m_\perp \ll \omega \ll m_\perp \gamma_1. \quad (40)$$

Now we can see that the longitudinal momentum of the final photon is positive in the region  $B$ ,

$$k_z \approx E_\gamma \approx \omega. \quad (41)$$

Therefore, the photon flies along the momentum of the first nucleus  $\mathbf{P}_1$ , and

$$d\sigma_1^{(B)} = \frac{2}{\pi^2} \alpha (Z_1 \alpha)^2 (Z_2 \alpha)^4 \frac{f_{Z_2}(k_\perp/m)}{(m^2 + k_\perp^2)^2} \ln \left( \frac{m_\perp \gamma_1}{E_\gamma} \right) \frac{d^3 k}{E_\gamma},$$

$$m_\perp \ll E_\gamma \ll m_\perp \gamma_1. \quad (42)$$

The contributions of this region into the spectrum of the final photon is

$$d\sigma_1^{(B)} = \frac{2}{\pi} Z_1^2 \alpha \sigma_D(Z_2) \ln \left( \frac{m \gamma_1}{E_\gamma} \right) \frac{dE_\gamma}{E_\gamma},$$

$$m \ll E_\gamma \ll m \gamma_1. \quad (43)$$

On the contrary, the longitudinal momentum of the final photon is negative in subregion  $A$ :

$$k_z \approx -E_\gamma \approx -\frac{k_\perp^2}{4\omega}. \quad (44)$$

Therefore, the photon flies along the momentum of the second nucleus  $\mathbf{P}_2 = -\mathbf{P}_1$  and

$$d\sigma_1^{(A)} = \frac{2}{\pi^2} \alpha (Z_1 \alpha)^2 (Z_2 \alpha)^4 \frac{f_{Z_2}(k_\perp/m)}{(m^2 + k_\perp^2)^2} \ln \left( \frac{\gamma_1 E_\gamma}{m_\perp} \right) \frac{d^3 k}{E_\gamma},$$

$$m_\perp \ll E_\gamma \ll m_\perp \gamma_2. \quad (45)$$

The contributions of this region to the spectrum of the final photons is

$$d\sigma_1^{(A)} = \frac{2}{\pi} Z_1^2 \alpha \sigma_D(Z_2) \ln \left( \frac{\gamma_1 E_\gamma}{m} \right) \frac{dE_\gamma}{E_\gamma},$$

$$m \ll E_\gamma \ll m \gamma_2. \quad (46)$$

One verifies that reassuringly, after integration over  $E_\gamma$ , the sum of the two expressions (43) and (46) coincides with  $\sigma_1$  from (29).

The corresponding expressions for  $d\tilde{\sigma}_1$  can be easily obtained. For the sum  $d\sigma = d\sigma_1 + d\tilde{\sigma}_1$ , we present results only for the case of identical nuclei and for the differential over the photon momentum cross section

$$d\sigma = \frac{2}{\pi^2} \alpha (Z\alpha)^6 \frac{f_Z(k_\perp/m)}{(m^2 + k_\perp^2)^2} L \frac{d^3 k}{E_\gamma},$$

$$m_\perp \ll E_\gamma \ll m_\perp \gamma \quad (47)$$

and for the spectrum of photons

$$d\sigma = \frac{4}{\pi} Z^2 \alpha \sigma_D(Z) L \frac{dE_\gamma}{E_\gamma}, \quad m \ll E_\gamma \ll m \gamma. \quad (48)$$

The typical emission angle of the photon is not very small:

$$\frac{1}{\gamma} \ll \theta_\gamma = \frac{k_\perp}{E_\gamma} \ll 1. \quad (49)$$

It is useful to make two observations:

*First remark.* The scattering angles of both nuclei in the discussed process are very small but different for specific contributions to  $\sigma_1$  and  $\tilde{\sigma}_1$ . In the case of  $\sigma_1$ , the first nucleus gets a transverse momentum  $P'_{1\perp} = q_\perp \ll m$ , which is considerably smaller than a typical transverse momentum of the second scattered nucleus  $P'_{2\perp} \approx k_\perp \sim m$ . In the case of  $\sigma_2$ , vice-a-vise, after the scattering process, the first nucleus has a transverse momentum which is considerable larger than that of the second nucleus. That is the reason why the interference of these two contributions is small.

*Second remark.* The energy distribution of photons (48) has the form

$$d\sigma \propto \frac{dE_\gamma}{E_\gamma}, \quad (50)$$

which is typical for the bremsstrahlung spectrum of soft photons and usually leads to an infrared divergence for the total cross section. In our case, this type of distribution is only valid for not too soft photons in the region  $m \ll E_\gamma \ll m\gamma$ . When the photon energy tends to zero, we should take into account that the Delbrück cross section vanishes for soft photons [see Eq. (5)]. As a result, the discussed cross section in fact has no infrared divergence.

## 4 Comparisons

### 4.1 Comparison to ordinary nuclear bremsstrahlung

The ordinary photon emission by nuclear bremsstrahlung is described by the block Feynman diagrams of Fig. 1a and Fig. 1b. Let the cross section  $d\sigma_{\text{br}}^a$  and  $d\sigma_{\text{br}}^b$  correspond to the diagrams of Fig. 1a and Fig. 1b, respectively. The bremsstrahlung cross section is

$$d\sigma_{\text{br}} = d\sigma_{\text{br}}^a + d\sigma_{\text{br}}^b, \quad (51)$$

because the interference term is small and can be safely neglected.

Now we can repeat the previous calculations with minor changes. The expression analogous to (21) has the form

$$d\sigma_{\text{br}}^a = dn_1(\omega) d\sigma_{\text{C}}(\omega, Z_2), \quad (52)$$

where  $dn_1(\omega)$  is the number of the equivalent photons emitted by the first nucleus, and  $\sigma_{\text{C}}$  is the cross section for the Compton scattering of this photon off the second nucleus. In the calculation of  $dn_1(\omega)$ , we should integrate the expression (24) over  $Q^2$  up to a limit, which is imposed by the decrease of the form factor of the nucleus for large  $Q^2 \gg 1/R^2$ . Therefore,

$$dn_1(\omega) = 2 \frac{Z_1^2 \alpha}{\pi} \ln \left( \frac{\gamma_1}{\omega R} \right) \frac{d\omega}{\omega}. \quad (53)$$

For the Compton cross section, we can use a well-known expression valid for a charged point particle (such an approach gives a good approximation at least in the region

of not too energetic photons),

$$d\sigma_{\text{C}}(\omega, Z_2) = \frac{3}{2} \sigma_{\text{T}}(Z_2) (x - 2x^2 + 2x^3) \frac{dE_\gamma}{E_\gamma},$$

$$x = \frac{\omega_{\text{min}}}{\omega}, \quad \omega_{\text{min}} = \frac{E_\gamma}{4\gamma_2^2}, \quad (54)$$

where the nuclear Thomson cross section  $\sigma_{\text{T}}(Z)$  is given in Eq. (9).

Integrating (52) over  $\omega$  from  $\omega_{\text{min}}$ , we find (the upper limit of this integration can be set to infinity due to fast convergence of the integral)

$$d\sigma_{\text{br}}^a = \frac{2}{\pi} Z_1^2 \alpha \sigma_{\text{T}}(Z_2) \ln \left( \frac{4\gamma_1\gamma_2^2}{E_\gamma R} \right) \frac{dE_\gamma}{E_\gamma}. \quad (55)$$

Analogously,

$$d\sigma_{\text{br}}^b = \frac{2}{\pi} Z_2^2 \alpha \sigma_{\text{T}}(Z_1) \ln \left( \frac{4\gamma_2\gamma_1^2}{E_\gamma R} \right) \frac{dE_\gamma}{E_\gamma}. \quad (56)$$

To compare these cross sections with the corresponding ones for the Delbrück scattering, we consider the case of identical nuclei and calculate the contribution of the ordinary nuclear bremsstrahlung integrated over the region  $m < E_\gamma < m\gamma$ , which is the main region for the total cross section  $\sigma$  from Eq. (31). This gives

$$\Delta\sigma_{\text{br}} = \frac{2}{\pi} Z^2 \alpha \sigma_{\text{T}}(Z) L (L + l_\gamma),$$

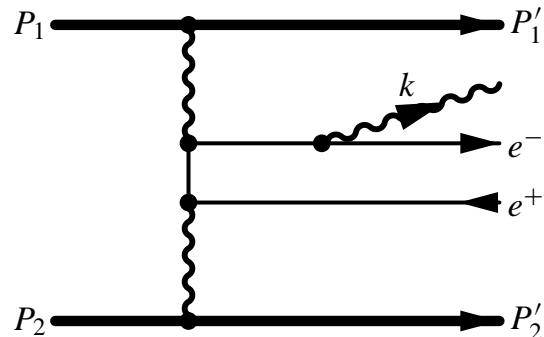
$$l_\gamma = \ln \left( \frac{4\sqrt{\gamma}}{mR} \right). \quad (57)$$

As a result, we find that the ratio

$$\frac{\Delta\sigma_{\text{br}}}{\sigma} = \frac{\sigma_{\text{T}}(Z)}{\sigma_{\text{D}}(Z)} \left( 1 + \frac{l_\gamma}{L} \right) \quad (58)$$

is indeed small:

$$\frac{\Delta\sigma_{\text{br}}}{\sigma} \approx \frac{1}{15} \text{ for RHIC and } \approx \frac{1}{19} \text{ for LHC}. \quad (59)$$



**Fig. 7.** Emission of photon by electron or positron, produced in a nuclear collision.

## 4.2 Comparison to $Z_1 Z_2 \rightarrow Z_1 Z_2 e^+ e^- \gamma$

An alternative source of photons in nuclear collisions provides by the process

$$Z_1 Z_2 \rightarrow Z_1 Z_2 e^+ e^- \gamma, \quad (60)$$

in which the photon is emitted by an electron or a positron produced in collisions of nuclei (Fig. 7). Such a process has been calculated in the paper [13] using various methods for the numerical evaluation of its cross section. Strictly speaking, the final state of this process is different from that of  $Z_1 Z_2 \rightarrow Z_1 Z_2 \gamma$ . Nevertheless, it is of interest to compare the differential over the photon momentum distribution in this process with that given by Eq. (47). For this purpose, we use the analytic expression from Ref. [14] (derived originally for the  $e^+ e^-$  collisions), which we denote by  $d\sigma_{\text{FKh}}$ , in order to reflect the names of the authors of the publication [14],

$$d\sigma_{\text{FKh}} = \frac{7}{3\pi^3} \frac{\alpha(Z\alpha)^4}{k_\perp^4} L^2 (L_0 - 0.06) \frac{d^3 k}{E_\gamma},$$

$$L_0 = \ln \left( \frac{k_\perp^2}{m^2} \right), \quad (61)$$

which is valid for  $k_\perp^2 \gg m^2$ . For Au–Au collisions at the RHIC collider, the ratio

$$\frac{d\sigma_{\text{Eq. (47)}}}{d\sigma_{\text{FKh}}} = \frac{6\pi}{7} \frac{(Z\alpha)^2 f_Z(k_\perp/m)}{L (L_0 - 0.06)} \approx \frac{1}{25},$$

for  $k_\perp^2 = 20 m^2$ . (62)

In other words, the mechanism of the associative production of photons as shown in Fig. 7 looks much more efficient than that considered in this paper. However, the estimate (62) is quite rough, since the analytic expression (61) is valid for large photon emission angles, but our equation (47) is correct for small emission angles. It should also be mentioned that numerical estimates in the paper [13] give results which are by one order of magnitude smaller than those given by Eq. (61) (see, for example, Fig. 5 in Ref. [13]). It means that the yield of photons in the process Fig. 7 exceeds that in the process considered not so strong. Due to the difference of the final states in these processes, we can conclude that under a suitable differentiation of events by detectors, our virtual Delbrück scattering process can be observed if a reasonable efficiency of electron or positron recording can be achieved.

## 5 Delbrück scattering and the $e Z \rightarrow e Z \gamma$ process

In this section we discuss briefly the process of a photon emission in electron-nucleus collisions without excitation of nucleus in the final state:

$$e(P_1) + Z(P_2) \rightarrow e(P'_1) + Z(P'_2) + \gamma(k). \quad (63)$$

As it was mentioned in Introduction, this consideration is motivated by project of the eRHIC collider (see [7]) with parameters:

$$Z_1 = -1, \quad \gamma_1 = 2 \cdot 10^4, \quad Z_2 \equiv Z = 79, \quad \gamma_2 = 108. \quad (64)$$

The process (63) via virtual Compton scattering and via virtual Delbrück scattering is described by Feynman diagrams Fig. 1 and Fig. 2, respectively, in which the first nucleus is replaced by the electron. The corresponding calculations are basically the same as above with some minor changes. In particular, in Eq. (17) we can neglect not only  $\sigma_2$ , but  $\tilde{\sigma}_1$  as well:

$$d\sigma = d\sigma_1 = dn_e \sigma_D(Z) \quad (65)$$

with (see, e. g., Ref. [12])

$$dn_e = 2 \frac{\alpha}{\pi} \left( 1 - x + \frac{1}{2} x^2 \right) \frac{d\omega}{\omega} \ln \left( \frac{m\gamma_1 \sqrt{1-x}}{\omega} \right),$$

$$x = \frac{\omega}{E_e}. \quad (66)$$

The total cross section is

$$\sigma = \frac{\alpha}{\pi} \sigma_D(Z) L^2, \quad (67)$$

which leads to the value

$$\sigma = 0.19 \times 10^{-3} \text{ barn} \quad (68)$$

for the parameters given in Eq. (64).

However, the main interest to this process is connected not with the total cross section, but with the spectrum of photons flying along the direction of the nuclear beam, i. e. in the subregion  $A$  [see Eq. (39)]; this spectrum is given by

$$d\sigma^{(A)} = \frac{2\alpha}{\pi} \sigma_D(Z) \ln \frac{\gamma_1 E_\gamma}{m} \frac{dE_\gamma}{E_\gamma},$$

$$m \ll E_\gamma \ll m\gamma_2. \quad (69)$$

By contrast, the spectrum of the ordinary nuclear bremsstrahlung in the same direction and the same region of energy has the form

$$d\sigma_{\text{br}}^a = \frac{2\alpha}{\pi} \sigma_T(Z) \ln \left( \frac{4\gamma_1 \gamma_2^2}{E_\gamma R} \right) \frac{dE_\gamma}{E_\gamma}, \quad (70)$$

and the integrated contribution of this spectrum from the photon energy region  $m < E_\gamma < m\gamma_2$  is small,

$$\frac{\Delta\sigma_{\text{br}}^a}{\sigma^{(A)}} \approx \frac{1}{15}, \quad (71)$$

again for the eRHIC parameters given in Eq. (64).

In the subregion  $B$  [see Eq. (40)], the photons fly along the electron beam direction, and their spectrum is

$$d\sigma^{(B)} = \frac{2\alpha}{\pi} \sigma_D(Z) \left( 1 - x_\gamma + \frac{1}{2} x_\gamma^2 \right)$$

$$\times \ln \left( \frac{m\gamma_1 \sqrt{1-x_\gamma}}{E_\gamma} \right) \frac{dE_\gamma}{E_\gamma}, \quad (72)$$



for  $m \ll E_\gamma \ll m\gamma_1$ , and we use the notation  $x_\gamma = E_\gamma/E_e$ . However, in this direction the ordinary bremsstrahlung is absolutely dominant, since its spectrum, given by well-known Bethe–Heitler formula (see, for example, Ref. [15]), is determined by the Compton scattering off the electron:

$$d\sigma_{\text{br}}^b \approx \frac{16}{3} \frac{Z^2 \alpha^3}{m^2} \left(1 - x_\gamma + \frac{3}{4} x_\gamma^2\right) L_\gamma \frac{dE_\gamma}{E_\gamma},$$

$$L_\gamma = \ln \frac{4 \gamma_1^2 \gamma_2 (1 - x_\gamma)}{x_\gamma}. \quad (73)$$

At the end of this section we consider, for completeness, the contribution of the virtual Delbrück scattering to emission of photons in the collision of a high-energy muon with a heavy nucleus at rest. Let  $\mu$  and  $\gamma_\mu$  be the mass and the Lorentz factor of the muon, respectively. In this case, the emission of photons via virtual Delbrück scattering is described by the cross section

$$d\sigma = \frac{2\alpha}{\pi} \sigma_D(Z) \ln \left( \frac{m\gamma_\mu}{E_\gamma} \right) \frac{dE_\gamma}{E_\gamma},$$

$$m \ll E_\gamma \ll m\gamma_\mu, \quad (74)$$

while the ordinary nuclear bremsstrahlung in the same region of energy has the form

$$d\sigma_{\text{br}} \approx \frac{16}{3} \frac{Z^2 \alpha^3}{\mu^2} \ln \left( \frac{\gamma_\mu^2}{RE_\gamma} \right) \frac{dE_\gamma}{E_\gamma}. \quad (75)$$

As a result, for muon-nucleus collisions, the emission of photons via a virtual Delbrück scattering is small compared to the ordinary muon bremsstrahlung. E.g., even for a Uranium nucleus, the ratio  $d\sigma/d\sigma_{\text{br}}$  is only about 2% for  $\gamma_\mu > 10^3$ .

## 6 Conclusions

We have considered photon emission in collisions of ultra-relativistic heavy nuclei via the virtual Delbrück scattering subprocess. Although our analysis has been more general, for reasons of clarity, we focus on the case of a symmetric collision with  $\gamma = \gamma_1 = \gamma_2$  and  $Z = Z_1 = Z_2$  in this summary. The emitted photon energy region we consider is

$$m \ll E_\gamma \ll m\gamma \quad (76)$$

in the collider reference system. In the leading logarithmic approximation, the total photon emission cross section corresponding to this photon energy region is given by Eq. (31) as

$$\sigma = \frac{2\alpha}{\pi} Z^2 \sigma_D(Z) [\ln(\gamma^2)]^2, \quad (77)$$

where the quantity  $\sigma_D(Z)$  is related to the high-energy limit of the Delbrück scattering cross section according to

Eq. (7). Note that the factor  $r_Z$  in Eq. (7) takes care of the reduction of this cross section by the Coulomb corrections, which are of relative orders  $\sim (Z\alpha)^{2n}$ , and which reduce the lowest-order result by almost a factor two. Equation (31), in a certain sense, constitutes the main result of this paper. Corrections to this result are of the order of  $1/\ln(\gamma^2) \approx 0.06$  for the LHC Pb–Pb option.

The energy and angular distribution of photons, emitted due to the Delbrück subprocess, is given by Eq. (47) in the leading logarithmic approximation, where we recall that the function  $f_Z(k_\perp/m)$  is slowly varying in terms of  $k_\perp/m$ , and that numerical values of this function can be found in Refs. [9, 11].

The cross section due to the virtual electron loop as given in Fig. 2 is found to be considerably larger than that for the usual “tree-level” nuclear bremsstrahlung given in Fig. 1. The ratio of these cross sections can be found in Eq. (58), and a numerical result is given in Eq. (59). Figuratively speaking, we can say that the considered process depicted in Fig. 2 represents a QED radiative loop correction which is by one order of magnitude larger than the tree-level process of Fig. 1.

If our process can be detected experimentally, then one can effectively study Delbrück scattering in the range of initial photon energies in the rest frame of the colliding nucleus up to  $\omega_L \sim 2m\gamma_1\gamma_2$ , which is 10 GeV for RHIC, 8 TeV for LHC and 2 TeV for eRHIC.

## Acknowledgments

We are grateful to G. Baur, V. Fadin and A. Milstein for useful discussions. V.G.S. acknowledges the warm hospitality of the Institute of Theoretical Physics of Heidelberg University and support by the Gesellschaft für Schwerionenforschung (GSI Darmstadt). This work is partially supported by Russian Foundation for Basic Research (code 06-02-16064) and by Fund of Russian Scientific Schools (code 5362.2006.2). U.D.J. acknowledges support by Deutsche Forschungsgemeinschaft (Heisenberg program).

## References

1. G. Baur, K. Hencken, D. Trautmann, S. Sadovsky, Yu. Kharlov, Phys. Rep. **364**, 359 (2002)
2. Review of Particle Physics, W.-M. Yao *et al.*, J. Phys. G **33**, 1 (2006)
3. R. Engel, A. Schiller, V. G. Serbo, Particle Accelerators **56**, 1 (1996); D. Trbojevic, D. Gasner, W. MacKay, G. McIntyre, S. Peggs, V. Serbo, G. Kotkin, Experimental set-up to measure coherent bremsstrahlung and beam profiles at RHIC (8th European Particle Accelerator Conference EPAC 2002, 3–7 June, 2002, Paris, p. 1986), see <http://cern.ch/AccelConf/e02/PAPERS/THPRI076.pdf>
4. C. A. Bertulani, G. Baur, Phys. Rep. **163**, 299 (1988)
5. G. Baur, C. A. Bertulani, Z. Phys. A **330**, 77 (1988)
6. I. F. Ginzburg, U. D. Jentschura, V. G. Serbo, manuscript in preperation (2007)

7. A. Deshpande, R. Milner, R. Venugopalan, W. Vogelsang, *Ann. Rev. Nucl. Part. Sci* **55**, 165-228 (2005); e-print hep-ph/0506148
8. I. F. Ginzburg, U. D. Jentschura, V. G. Serbo, *Phys. Lett. B* (in press)
9. A.I. Milstein, M. Schumacher, *Phys. Rep.* **243**, 183 (1994)
10. Sh. Zh. Akhmadaliev *et al.*, *Phys. Rev. C* **58**, 2844 (1998)
11. H. Falkenberg *et al.*, *At. Data Nucl. Data Tables* **50**, 1 (1992)
12. V. M. Budnev, I. F. Ginzburg, G. V. Meledin, V. G. Serbo, *Phys. Rep.* **15C**, 181 (1975)
13. K. Hencken, D. Trautmann, G. Baur. *Phys. Rev. C* **60**, 034901 (1999); e-print nucl-th/9903019
14. V.S. Fadin, V.A. Khoze, *Sov. Phys.-JETP Lett.* **17**, 313 (1973)
15. V. B. Berestetskii, E. M. Lifshitz, L. P. Pitaevskii, *Quantum Electrodynamics* (Pergamon Press, Oxford 1982)