

THE NESTED CHINESE RESTAURANT PROCESS AND HIERARCHICAL TOPIC MODELS

DAVID M. BLEI
PRINCETON UNIVERSITY

THOMAS L. GRIFFITHS
UNIVERSITY OF CALIFORNIA, BERKELEY

MICHAEL I. JORDAN
UNIVERSITY OF CALIFORNIA, BERKELEY

ABSTRACT. We present the nested Chinese restaurant process (nCRP), a stochastic process which assigns probability distributions to infinitely-deep, infinitely-branching trees. We show how this stochastic process can be used as a prior distribution in a nonparametric Bayesian model of document collections. Specifically, we present an application to information retrieval in which documents are modeled as paths down a random tree, and the preferential attachment dynamics of the nCRP leads to clustering of documents according to sharing of topics at multiple levels of abstraction. Given a corpus of documents, a posterior inference algorithm finds an approximation to a posterior distribution over trees, topics and allocations of words to levels of the tree. We demonstrate this algorithm on several collections of scientific abstracts. This model exemplifies a recent trend in statistical machine learning—the use of nonparametric Bayesian methods to infer distributions on flexible data structures.

1. INTRODUCTION

For much of its history, computer science has focused on deductive formal methods, allying itself with deductive traditions in areas of mathematics such as set theory, logic, algebra, and combinatorics. There has been accordingly less focus on efforts to develop inductive, empirically-based formalisms in computer science, a gap which became increasingly visible over the years as computers have been required to interact with noisy, difficult-to-characterize sources of data, such as those deriving from physical signals or from human activity. The field of machine learning has aimed to fill this gap, allying itself with inductive traditions in probability and statistics, while focusing on methods that are amenable to analysis as computational procedures.

While machine learning has made significant progress, it has arguably yet to fully exploit the major advances of the past several decades in either computer science or statistics. The most common data structure in machine learning is the ubiquitous “feature vector,” a pale shadow of the recursive, compositional data structures that have driven computer science. Recent work in the area of “kernel methods” has aimed at more flexible representations (Cristianini and Shawe-Taylor, 2000), but a kernel is essentially an implicit way to manipulate feature vectors. On the statistical side, there has been relatively little effort by machine learning researchers to exploit the rich literature on stochastic processes, a literature that considers distributions of collections of random variables defined across arbitrary index sets. Stochastic processes have had substantial applications in a number of applied areas, including finance, genetics and operations research, but have had limited impact within computer science.

It is our view that the class of models known as *nonparametric Bayesian* (NPB) models provide a meeting ground in which some of the most powerful ideas in computer science and statistics can be merged. NPB models are based on prior distributions that are general stochastic processes defined on infinite index sets. As we will see, it is relatively straightforward to exploit this machinery to define probability distributions on recursively-defined data structures. Moreover, the NPB methodology provides inferential algorithms whereby the prior can be combined with data so that a learning process takes place. The output of this learning process is a continually-updated probability distribution on data structures that can be used for a variety of purposes, including visualization, prediction and classification.

In this paper we aim to introduce NPB methods to a wider computational audience by showing how NPB methods can be deployed in a specific problem domain of significant current interest—that of learning *topic models* for collections of text, images and other semi-structured corpora. We define a *topic* to be a probability distribution across *words* from some *vocabulary*. Given an input *corpus*, organized as a set of *documents* each consisting of a sequence of words, we want an algorithm to both find useful sets of topics and learn to organize the topics according to a hierarchy in which more abstract topics are near the root of the hierarchy and more concrete topics are near the leaves. We do not wish to choose a specific hierarchy a priori; rather, we expect the learning procedure to infer a distribution on topologies (branching factors, etc) that places high probability on those hierarchies that best explain the data. In accordance with our goals of working with flexible data structures, we wish to allow this distribution to have its support on arbitrary topologies—there should be no limitations such as a maximum depth or maximum branching factor.

While the examples that we present are in the domain of text collections, we emphasize that our methods are general. A “document” might be an image, in which case a topic would be a recurring pattern of image features. Indeed, topic models that are special cases of the model presented here, i.e., with no hierarchy and with a fixed number of topics, have appeared in the recent vision literature (Fei-Fei and Perona, 2005; Russell et al., 2006). Alternatively, “documents” might be the sets of DNA sequences and the topics might be regulatory motifs. Topic models are also natural in semi-structured text domains, including HTML or XML documents.

Our approach falls within the general framework of *unsupervised learning*. The topic hierarchy is treated as a *latent variable*—a hypothetical hidden structure that is responsible for producing the observed data via a generative probabilistic process. We use the methods of Bayesian statistics to infer a posterior probability distribution on the latent variable (the topic hierarchy) given the observed data. In particular, we can determine posterior probabilities for specific trees, for values of parameters and for the topics embedded in the hierarchy, thus revealing structure in an otherwise disorganized collection of documents. This approach is to be contrasted with a *supervised learning* approach in which it is assumed that each document is labeled according to one or more topics defined a priori (Joachims, 2002). Here we do not assume that hand-labeled topics are available; indeed, we do not assume that the number of topics or their hierarchical structure is known a priori.

By defining a probabilistic model for documents, we do not define the level of “abstraction” of a topic formally, but rather define a statistical procedure that allows a system designer to capture notions of abstraction that are reflected in usage patterns of the specific corpus at hand. While the content of topics will vary across corpora, the ways in which abstraction interacts with usage will not. As we have noted, a corpus might be a collection of images, a collection of HTML documents or a collection of DNA sequences. Different notions of abstraction will be appropriate in these different domains, but each are expressed and discoverable in the data, making it possible to automatically construct a hierarchy of topics.

We provide an example of an output from our algorithm in Figure 1. The input corpus in this case was a collection of abstracts from the *Journal of the ACM* (JACM) from the years 1987 to 2004. The figure depicts a topology that is given high probability by our algorithm, along with high-probability words from the topics associated with this topology (each node in the tree corresponds to a single topic). As can be seen from the figure, the algorithm has discovered the category of function words at level zero, and has discovered a set of first-level topics that are a reasonably faithful

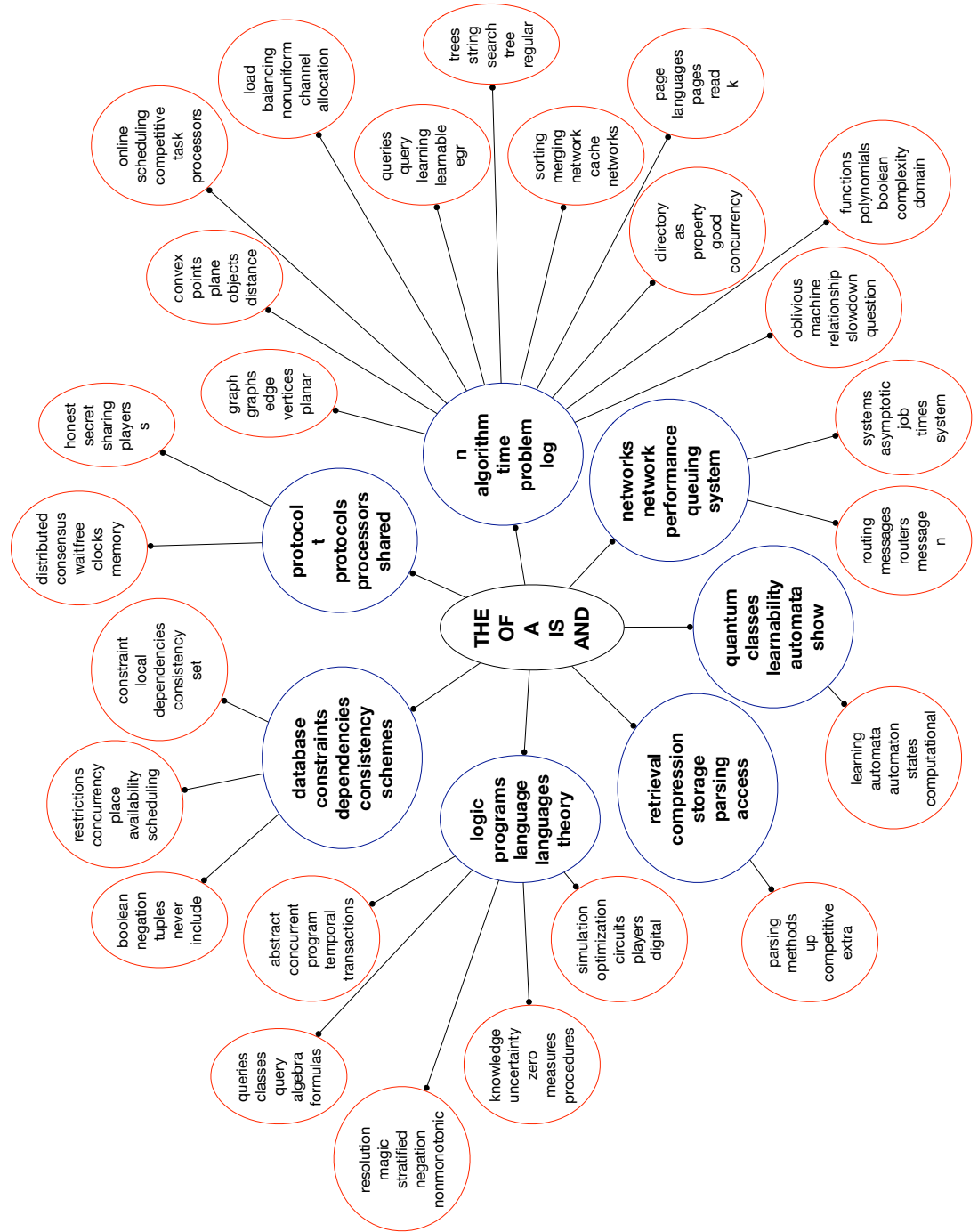


FIGURE 1. The topic hierarchy learned from 536 abstracts of the *Journal of the ACM* (JACM). Each topic node contains its top five most probable words.

representation of some of the main areas of computer science. The second level provides a further subdivision into more concrete topics.

A learned topic hierarchy can be useful for many tasks, including text categorization, text compression, text summarization and language modeling for speech recognition. Our focus in the current paper is on visualization and browsing. We have built a tool which allows a user to build a topic hierarchy for a collection and to use that hierarchy to sharpen their understanding of the contents of the collection. A qualitative measure of success of our approach is that the same tool should be able to uncover a useful topic hierarchy in different domains based solely on the input data.

The paper is organized as follows. We begin with a review of the necessary background in stochastic processes and nonparametric Bayesian statistics in Section 2. In Section 3, we develop the nested Chinese restaurant process, the prior on topologies that we use in the hierarchical topic model of Section 4. We derive an approximate posterior inference algorithm in Section 5 to learn topic hierarchies from text data. Examples and an empirical evaluation are provided in Section 6. Finally, we present related work and a discussion in Section 7.

2. BACKGROUND

Our approach to topic modeling reposes on several building blocks from stochastic process theory and nonparametric Bayesian statistics, specifically the Chinese restaurant process (Aldous, 1985), stick-breaking processes (Pitman, 2002), and the Dirichlet process mixture (Antoniak, 1974). We briefly review these ideas and the connections between them.

2.1. Dirichlet and beta distributions. Recall that the *Dirichlet distribution* is a probability distribution on the simplex of nonnegative real numbers that sum to one. We write:

$$U \sim \text{Dir}(\alpha_1, \alpha_2, \dots, \alpha_K),$$

for a random vector U distributed as a Dirichlet random variable on the K -simplex, where $\alpha_i > 0$ are parameters. The mean of U is proportional to the parameters:

$$E[U_i] = \frac{\alpha_i}{\sum_{k=1}^K \alpha_k}$$

and the magnitude of the parameters determines the concentration of U around the mean. The specific choice $\alpha_1 = \dots = \alpha_K = 1$ yields the uniform distribution on the simplex. Letting $\alpha_i > 1$ yields a unimodal distribution peaked around the mean, and letting $\alpha_i < 1$ yields a distribution that has modes at the corners of the simplex.

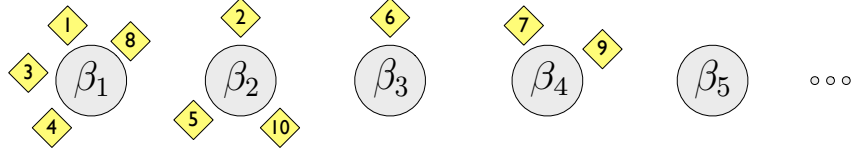


FIGURE 2. A configuration of the Chinese restaurant process. There are an infinite number of tables, each associated with a parameter β_i . The customers sit at the tables according to Eq. (1) and each generate data with the corresponding parameter. In this configuration, ten customers have been seated in the restaurant, populating four of the infinite set of tables.

The *beta distribution* is a special case of the Dirichlet distribution for $K = 2$, in which case the simplex is the unit interval $(0, 1)$. In this case we write $U \sim \text{Beta}(\alpha_1, \alpha_2)$, where U is a scalar.

2.2. Chinese restaurant process. The Chinese restaurant process (CRP) is a distribution over partitions of the integers. Consider a restaurant with an infinite number of tables each with infinite capacity. A sequence of N customers arrive, labeled with the integers $\{1, \dots, N\}$. The first customer sits at the first table; the n th subsequent customer sits at a table drawn from the following distribution:

$$(1) \quad \begin{aligned} p(\text{occupied table } i \mid \text{previous customers}) &= \frac{n_i}{\gamma + n - 1} \\ p(\text{next unoccupied table} \mid \text{previous customers}) &= \frac{\gamma}{\gamma + n - 1}, \end{aligned}$$

where n_i is the number of customers currently sitting at table i , and γ is a real-valued parameter which controls how often, relative to the number of customers in the restaurant, a customer chooses a new table versus sitting with others. After N customers have been seated, the seating plan gives a partition of those customers as illustrated in Figure 2.

With an eye towards Bayesian statistical applications, we assume that each table is endowed with a parameter vector β drawn from a distribution G_0 . Each customer is associated with the parameter vector at the table at which he sits. The resulting distribution on sequences of parameter values is referred to as a *Pólya urn model* (Johnson and Kotz, 1977).

The Pólya urn distribution can be used to define a flexible clustering model. Let the parameters at the tables index a family of probability distributions (for example, the distribution might be a multivariate Gaussian in which case the parameter would be a mean vector and covariance matrix). Associate customers to data points, and draw each data point from the corresponding probability distribution. This induces a probabilistic clustering

of the generated data because customers sitting around each table share the same parameter vector.

This model is in the spirit of a traditional mixture model (Titterton et al., 1985), but is critically different in that the number of tables is unbounded. Data analysis amounts to *reversing* the generative process to determine (a probability distribution on) the “seating assignment” of a data set. The underlying CRP lets the data determine the number of clusters (i.e., the number of occupied tables) and further allows new data to be assigned to new clusters (i.e., new tables).

2.3. Stick-breaking constructions. The Dirichlet distribution places a distribution on nonnegative K -dimensional vectors whose components sum to one. In this section we discuss a stochastic process that allows K to be unbounded.

Consider a collection of nonnegative real numbers $\{\pi_i\}_{i=1}^{\infty}$ where $\sum_i \pi_i = 1$. We wish to place a probability distribution on such sequences. Given that each such sequence can be viewed a probability distribution on the positive integers, we obtain a distribution on distributions, i.e., a random probability distribution.

To do this, we use a *stick-breaking construction*. View the interval $(0, 1)$ as a unit-length stick. Draw a value V_1 from a $\text{Beta}(\alpha_1, \alpha_2)$ distribution and break off a fraction V_1 of the stick. Let $\pi_1 = V_1$ denote this first fragment of the stick and let $1 - \pi_1$ denote the remainder of the stick. Continue this procedure recursively, letting $\pi_2 = V_2(1 - \pi_1)$, and in general define:

$$\pi_i = V_i \prod_{j=1}^{i-1} (1 - V_j),$$

where $\{V_i\}$ are an infinite sequence of independent draws from the $\text{Beta}(\alpha_1, \alpha_2)$ distribution. Sethuraman (1994) shows that the resulting sequence $\{\pi_i\}$ satisfies $\sum_i \pi_i = 1$ with probability one.

In the special case $\alpha_1 = 1$ we obtain a one-parameter stochastic process known as the GEM distribution (Pitman, 2002). Let $\gamma = \alpha_2$ denote this parameter and denote draws from this distribution as $\pi \sim \text{GEM}(\gamma)$. Large values of γ skew the beta distribution towards zero and yield random sequences that are heavy-tailed, i.e., significant probability tends to be assigned to large integers. Small values of γ yield random sequences that decay more quickly to zero.

2.4. Connections. The GEM distribution and the CRP are closely related. Let $\pi \sim \text{GEM}(\gamma)$ and let $\{Z_1, Z_2, \dots, Z_N\}$ be a sequence of indicator variables drawn independently from π , i.e.,

$$p(Z_n = i \mid \pi) = \pi_i.$$

This distribution on indicator variables induces a random partition on the integers $\{1, 2, \dots, N\}$, where the partition reflects indicators that share the same values. It can be shown that this distribution is the same as that induced by the CRP (Pitman, 2002).

As with the CRP, we can augment the GEM distribution to consider draws of parameter values. Let $\{\beta_i\}$ be an infinite sequence of independent draws from a distribution G_0 defined on a sample space Ω . Define:

$$G = \sum_{i=1}^{\infty} \pi_i \delta_{\beta_i},$$

where δ_{β_i} is an atom at location β_i and where $\pi \sim \text{GEM}(\gamma)$. The object G is a distribution on Ω ; it is a *random distribution*.

Consider now a finite partition of Ω . Sethuraman (1994) showed that the probability assigned by G to the cells of this partition follows a Dirichlet distribution. Moreover, if we consider all possible finite partitions of Ω , the resulting Dirichlet distributions are consistent with each other. Thus, by appealing to the Kolmogorov consistency theorem (Billingsley, 1995), we can view G as a draw from an underlying stochastic process. This stochastic process is known as a *Dirichlet process* (Ferguson, 1973).

Note that if we truncate the stick-breaking process after $L - 1$ breaks, we obtain a Dirichlet distribution on an L -dimensional vector. The first $L - 1$ components of this vector manifest the same kind of bias towards larger values for earlier components as the full stick-breaking distribution. However, the last component π_L represents the portion of the stick that remains after $L - 1$ breaks and has less of a bias toward small values than in the untruncated case.

Finally, we will find it convenient to define a two-parameter variant of the GEM distribution that allows control over both the mean and variance of stick lengths. We denote this two-parameter GEM distribution as $\text{GEM}(m, \pi)$, in which $\pi > 0$ and $m \in (0, 1)$. In this variant, the stick lengths are defined as $V_i \sim \text{Beta}(m\pi, (1 - m)\pi)$. The standard GEM is the special case when $m\pi = 1$, and note that its mean and variance are tied through its single parameter γ .

3. THE NESTED CHINESE RESTAURANT PROCESS

The Chinese restaurant process and related distributions are widely used in nonparametric Bayesian statistics because they make it possible to define statistical models in which observations are assumed to be drawn from an unknown number of classes. However, this kind of model is limited in the structures that it allows to be expressed in data. Dealing with the richly structured data that are common in computer science requires extending this

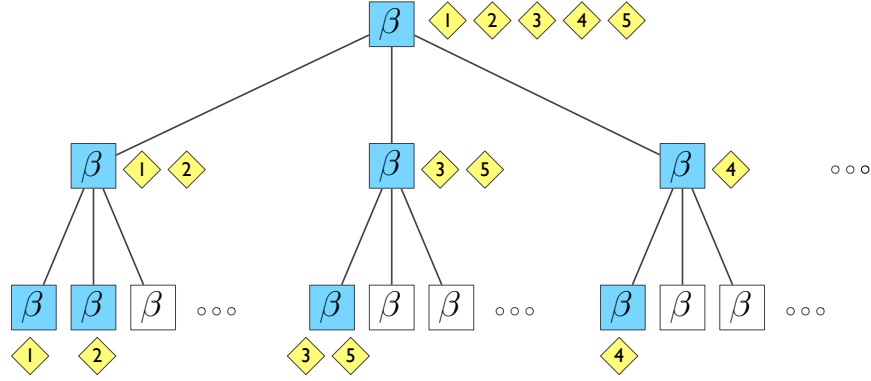


FIGURE 3. A configuration of the nested Chinese restaurant process illustrated to three levels. Each box represents a restaurant with an infinite number of tables, each of which refers to a unique in the next level of the tree. In this configuration, five tourists have visited restaurants along four unique paths. Their paths trace a subtree in the infinite tree. (Note that the configuration of customers within each restaurant can be determined by observing the restaurants chosen by customers at the next level of the tree.) In the hLDA model of Section 4, each restaurant is associated with a topic distribution β . Each document is assumed to choose its words from the topic distributions along a randomly chosen path.

approach. In this section we discuss how similar ideas can be used to define a probability distribution on infinitely-deep, infinitely-branching trees. This distribution is subsequently used as a prior distribution in a hierarchical topic model that identifies documents with paths down the tree.

A tree can be viewed a nested sequence of partitions. We obtain a distribution on trees by generalizing the CRP to such sequences. Specifically, we define a *nested Chinese restaurant process* (nCRP) by imagining the following scenario. Suppose there are an infinite number of infinite-table Chinese restaurants in a city. One restaurant is identified as the root restaurant, and on each of its infinite tables is a card with the name of another restaurant. On each of the tables in those restaurants are cards that refer to other restaurants, and this structure repeats infinitely many times. Each restaurant is referred to exactly once; thus, the restaurants in the city are organized into an infinitely-branched, infinitely-deep tree. Note that each restaurant is associated with a level in this tree. The root restaurant is at level 1, the restaurants referred to on its tables' cards are at level 2, and so on.

A tourist arrives in the city for an culinary vacation. On the first evening, he enters the root Chinese restaurant and selects a table using the CRP distribution in Eq. (1). On the second evening, he goes to the restaurant identified on the first night’s table and chooses another table, again from the CRP distribution based on the occupancy pattern of the tables in the second night’s restaurant. He repeats this process forever. After M tourists have been on vacation in the city, the collection of paths describes a random subtree of the infinite tree; this subtree has a branching factor of at most M at all nodes. See Figure 3 for an example of such a random tree.

There are many ways to place prior distributions on trees, and our specific choice is based on several considerations. First and foremost, a prior distribution must combine with a likelihood to yield a posterior distribution, and we must be able to compute this posterior distribution. In our case, the likelihood will arise from the hierarchical topic model to be described in Section 4. As we will show in Section 5, the specific prior that we propose in this section combines with the likelihood to yield a posterior distribution that is amenable to probabilistic inference. Second, we have retained important aspects of the CRP, in particular the “preferential attachment” dynamics that are built into Eq. (1). This probability structure has been used successfully as a prior distribution for a variety of models (Albert and Barabasi, 2002; Barabasi and Reka, 1999; Krapivsky and Redner, 2001; Drinea et al., 2006), and the clustering that it induces makes it a reasonable starting place for a hierarchical topic model.

In fact, these two points are intimately related. The CRP yields an exchangeable distribution across partitions (i.e., the distribution is invariant to the order of the arrival of customers) (Pitman, 2002). It is precisely the exchangeability that makes CRP-based models amenable to probabilistic inference using Monte Carlo methods (Escobar and West, 1995; MacEachern and Muller, 1998; Neal, 2000).

4. HIERARCHICAL LATENT DIRICHLET ALLOCATION

The nested CRP provides a way to define a prior on tree topologies that does not limit the branching factor or depth of the trees. We can use this distribution as a component of a probabilistic topic model.

The goal of topic modeling is to identify subsets of words that tend to co-occur within documents. Some of the early work on topic modeling derived from latent semantic analysis, an application of the singular value decomposition in which “topics” are viewed post hoc as the basis of a low-dimensional subspace (Deerwester et al., 1990). Subsequent work treated topics as probability distributions over words and used likelihood-based methods to estimate these distributions from a corpus (Hofmann, 1999b). In

both of these approaches, the interpretation of “topic” differs in key ways from the clustering metaphor because the same word can be given high probability (or weight) under multiple topics. This gives topic models the capability to capture notions of polysemy (e.g., “bank” can occur with high probability in both a finance topic and a waterways topic). Probabilistic topic models were given a fully Bayesian treatment in the latent Dirichlet allocation (LDA) model (Blei et al., 2003).

Topic models such as LDA treat topics as a “flat” set of probability distributions, with no direct relationship between one topic and another. While these models can be used to recover a set of topics from a corpus, they fail to indicate the level of abstraction of a topic, or how the various topics are related. The model that we present in this section builds on the nCRP to define a *hierarchical topic model*. This model arranges the topics into a tree, with the desideratum that more abstract topics should appear near the root and more concrete topics should appear near the leaves (Hofmann, 1999a). Having defined such a model, we use probabilistic inference to simultaneously identify the topics and the relationships between them.

Our approach to defining a hierarchical topic model is based on identifying documents with the paths generated by the nCRP. We augment the nCRP in two ways to obtain a generative model for documents. First, we associate a topic, i.e., a probability distribution across words, with each node in the tree. A path in the tree thus picks out an infinite collection of topics. Second, given a choice of path, we use the GEM distribution to define a probability distribution on the topics along this path. Given a draw from a GEM distribution, a document is generated by repeatedly selecting topics according to the probabilities defined by that draw, and then drawing each word from the probability distribution defined by its selected topic.

More formally, consider the infinite tree defined by the nCRP and let \mathbf{c}_d denote the path through that tree for the d th customer (i.e., document). In the *hierarchical LDA* (hLDA) model, the documents in a corpus are assumed drawn from the following generative process:

- (1) For each table $k \in \mathcal{T}$ in the infinite tree,
 - (a) Draw a topic $\beta_k \sim \text{Dirichlet}(\eta)$.
- (2) For each document, $d \in \{1, 2, \dots, D\}$
 - (a) Draw $\mathbf{c}_d \sim \text{nCRP}(\gamma)$.
 - (b) Draw a distribution over levels in the tree, $\theta_d \mid \{m, \pi\} \sim \text{GEM}(m, \pi)$.
 - (c) For each word,
 - (i) Choose level $Z_{d,n} \mid \theta \sim \text{Mult}(\theta_d)$.
 - (ii) Choose word $W_{d,n} \mid \{z_{d,n}, \mathbf{c}_d, \beta\} \sim \text{Mult}(\beta_{\mathbf{c}_d[z_{d,n}]})$.

This generative process defines a probability distribution across possible corpora.

It is important to emphasize that our approach is an unsupervised learning approach in which the probabilistic components that we have defined are latent variables. That is, we do not assume that topics are predefined, nor do we assume that the nested partitioning of documents or the allocation of topics to levels are predefined. We will infer these entities from a Bayesian computation in which a posterior distribution is obtained from conditioning on a corpus and computing probabilities for all latent variables.

As we will see experimentally, there is statistical pressure in the posterior to place more abstract topics near the root of the tree and to place more concrete topics further down in the tree. To see this, note that each path in the tree includes the root node. Given that the GEM distribution tends to assign relatively large probabilities to small integers, there will be a relatively large probability for documents to select the root node when generating words. Therefore, to explain an observed corpus, the topic at the root node will place high probability on words that are useful across all the documents. Moving down in the tree, the first level below the root induces a coarse partition on the documents. Thus, the topics at that level will place high probability on words that are useful within the corresponding subsets of documents. As we move still further down, the nested partitions become finer and, consequently, the corresponding topics will be more specialized.

We have presented the model as a two-phase process: an infinite set of topics are generated and assigned to all of the nodes of an infinite tree, and then documents are obtained by selecting nodes in the tree and drawing words from the corresponding topics. It is also possible, however, to conceptualize a “lazy” procedure in which a topic is generated only when a node is first selected. In particular, consider an empty tree (i.e., containing no topics) and consider generating the first document. We select a path and then repeatedly select nodes along that path in order to generate words. A topic is generated at a node when that node is first selected and subsequent selections of the node reuse the same topic.

After n words have been generated, at most n nodes will have been visited and at most n topics will have been generated. The $(n + 1)$ th word in the document can come from one of previously-generated topics or it can come from a new topic. Similarly, suppose that M documents have previously been generated. The $(M + 1)$ th document can follow one of the paths laid down by an earlier document and select only “old” topics, or it can branch off at any point in the tree and generate “new” topics along the new branch.

This discussion highlights the nonparametric nature of our model. Rather than describing a corpus by using a probabilistic model involving a fixed set of parameters, we assume a model in which the number of parameters can grow as the corpus grows, both within documents and across documents.

New documents can spark new subtopics or new specializations of existing subtopics.

5. PROBABILISTIC INFERENCE

With the model in hand, our goal is to perform *posterior inference*, i.e., to “reverse” the generative process of documents described above for estimating the hidden topical structure of a document collection. We have constructed a joint distribution of hidden variables and observations—the latent topic structure and observed documents—by combining prior expectations about the kinds of tree topologies we will encounter with a generative process for producing documents given a particular topology. We are interested in the distribution of the hidden structure *conditioned* on having seen the data, i.e., the underlying topic structure that generated an observed collection of documents. Finding this “posterior” distribution for different kinds of data and models is a central problem in Bayesian statistics. See Bernardo and Smith (1994) and Gelman et al. (1995) for general introductions to Bayesian statistics.

In our nonparametric setting, we must find a posterior distribution on countably infinite collections of objects—hierarchies, path assignments, and level allocations of words—given a collection of documents. Moreover, we need to be able to do this using the finite resources of the computer. Not surprisingly, the posterior distribution for hLDA is not available in closed form. We must appeal to an approximation.

We develop a Markov chain Monte Carlo (MCMC) algorithm to approximate the posterior for hLDA. In MCMC, one samples from a target distribution on a set of variables by constructing a Markov chain that has the target distribution as its stationary distribution (Robert and Casella, 2004). One then samples from the chain for sufficiently long that it approaches the target, collecting the sampled states thereafter, and uses those collected states to estimate the target. This approach is particularly straightforward to apply to latent variable models, where we take the state space of the Markov chain to be the set of values that the latent variables can take on, and the target distribution is the conditional distribution of these latent variables given the observed data.

The particular MCMC algorithm that we present in this paper is a *Gibbs sampling* algorithm (Geman and Geman, 1984; Gelfand and Smith, 1990). In a Gibbs sampler each latent variable is iteratively sampled conditioned on the observations and all the other latent variables. We employ *collapsed Gibbs sampling* (Liu, 1994), in which we marginalize out some of the latent variables to speed up the convergence of the chain. We sample the per-document paths through the tree and the per-word level allocations.

We marginalize out the parameters of the topics themselves and the per-document topic proportions. Observe that the distribution over the structure of the tree is a side-effect of necessarily carving out a finite number of paths from a fixed collection, and the underlying nested Chinese restaurant process encourages documents to share components of those paths.

Thus, we approximate the posterior $p(\mathbf{c}_{1:D}, \mathbf{z}_{1:D} \mid \gamma, \eta, m, \pi)$. The hyperparameter γ reflects the tendency of the customers at each restaurant to share tables, η reflects the expected variance of the underlying topics (e.g., $\eta \ll 1$ will tend to choose topics with fewer high-probability words), and m and π reflect our expectation about the allocation of words to levels within a document. In the remainder of this section, we will outline the two main steps in the algorithm—sampling level allocations and sampling path assignments—before summarizing the algorithm itself.

5.1. Sampling level allocations. Given the current path assignments, we need to sample the level allocation variable $z_{d,n}$ for word n in document d from its distribution given the current values of all other variables,

$$(2) \quad p(z_{d,n} \mid \mathbf{z}_{-(d,n)}, \mathbf{w}) \propto p(z_{d,n} \mid \mathbf{z}_{d,-n}) p(w_{d,n} \mid \mathbf{z}, \mathbf{c}, \mathbf{w}_{-(d,n)}).$$

where $\mathbf{z}_{-(d,n)}$ and $\mathbf{w}_{-(d,n)}$ are the vectors of level allocations and observed words with the exception of $z_{d,n}$ and $w_{d,n}$ respectively. We will use similar notation for other exceptions, with $\mathbf{z}_{d,-n}$ being all level allocations in document d , with the exception of $z_{d,n}$, and so forth.

The first term in Eq. (2) is a distribution over levels. This distribution has an infinite number of components, so we sample in stages. First, we sample from the distribution over the space of levels that are currently represented in the rest of the document, i.e., $\max(\mathbf{z}_{d,-n})$, and a level bigger than that level. The first components of this distribution are, for $k \leq \max(\mathbf{z}_{d,-n})$,

$$\begin{aligned} p(z_{d,n} = k \mid \mathbf{z}_{d,-n}) &= \mathbb{E} \left[V_k \prod_{j=1}^{k-1} V_j \mid \mathbf{z}_{d,-n} \right] \\ &= \mathbb{E}[V_k \mid \mathbf{z}_{d,-n}] \prod_{j=1}^{k-1} \mathbb{E}[1 - V_j \mid \mathbf{z}_{d,-n}] \\ &= \frac{(1 - m)\pi + \#[\mathbf{z}_{d,-n} = k]}{\pi + \#[\mathbf{z}_{d,-n} \geq k]} \prod_{j=1}^{k-1} \frac{m\pi + \#[\mathbf{z}_{d,-n} > j]}{\pi + \#[\mathbf{z}_{d,-n} \geq j]} \end{aligned}$$

where $\#[\cdot]$ counts the elements of an array satisfying a given condition. The last component is

$$p(z_{d,n} > \max(\mathbf{z}_{d,-n}) \mid \mathbf{z}_{d,-n}) = 1 - \sum_{j=1}^{\max(\mathbf{z}_{d,-n})-1} p(z_{d,n} = j \mid \mathbf{z}_{d,-n}).$$

If the last component is sampled then we sample from the following Bernoulli distribution for increasing values of ℓ , starting with $\ell = \max(\mathbf{z}_{d,-n})$, until we determine $z_{d,n}$,

$$\begin{aligned} p(z_{d,n} = \ell \mid z_{d,-n}, z_{d,n} > \ell) &= (1 - m) \\ p(z_{d,n} > \ell \mid z_{d,-n}, z_{d,n} > \ell) &= m. \end{aligned}$$

Note that this changes the maximum level for subsequent level assignments.

The second term in Eq. (2) is the probability of a given word based on a possible assignment. From the assumption that the topic parameters β are generated from a Dirichlet distribution with hyperparameters η we obtain

$$(3) \quad p(w_{d,n} \mid \mathbf{z}, \mathbf{c}, \mathbf{w}_{-(d,n)}) = \frac{\#[\mathbf{z}_{-(d,n)} = z_{d,n}, \mathbf{c} = \mathbf{c}_d, \mathbf{w}_{-(d,n)} = w_{d,n}] + \eta}{\#[\mathbf{z}_{-(d,n)} = z_{d,n}, \mathbf{c} = \mathbf{c}_d] + V\eta},$$

which is the smoothed proportion of words allocated to the topic at level $z_{d,n}$ of the path \mathbf{c}_d that match $w_{d,n}$.

5.2. Sampling paths. Given the level allocation variables, we need to sample the path associated with each document conditioned on all other paths and the observed words. We appeal to the fact that $\max(\mathbf{z}_d)$ is finite, and are only concerned with paths of that length:

$$(4) \quad p(\mathbf{c}_d \mid \mathbf{w}, \mathbf{c}_{-d}, \mathbf{z}_d) \propto p(\mathbf{w}_d \mid \mathbf{c}, \mathbf{w}_{-d}, \mathbf{z}_d) p(\mathbf{c}_d \mid \mathbf{c}_{-d}).$$

This expression is an instance of Bayes' rule with $p(\mathbf{w}_d \mid \mathbf{c}, \mathbf{w}_{-d}, \mathbf{z})$ as the likelihood of the data given a particular choice of path, and $p(\mathbf{c}_d \mid \mathbf{c}_{-d})$ as the prior on paths implied by the nested CRP. The likelihood is obtained by integrating over the multinomial parameters, which gives a ratio of normalizing constants for the Dirichlet distribution:

$$\begin{aligned} p(\mathbf{w}_d \mid \mathbf{c}, \mathbf{w}_{-d}, \mathbf{z}) &= \\ \prod_{\ell=1}^{\max(\mathbf{z}_d)} \frac{\Gamma(\sum_w \#[\mathbf{z}_{-d} = \ell, \mathbf{c}_{-d} = \mathbf{c}_d, \mathbf{w}_{-d} = w] + V\eta)}{\prod_w \Gamma(\#[\mathbf{z}_{-d} = \ell, \mathbf{c}_{-d} = \mathbf{c}_d, \mathbf{w}_{-d} = w] + \eta)} \frac{\prod_w \Gamma(\#[\mathbf{z} = \ell, \mathbf{c} = \mathbf{c}_d, \mathbf{w} = w] + \eta)}{\Gamma(\#[\mathbf{z} = \ell, \mathbf{c} = \mathbf{c}_d, \mathbf{w} = w] + V\eta)}, \end{aligned}$$

where we use the same notation for counting over arrays of variables as above. Note that the path must be drawn as a block, because its value at each level depends on its value at the previous level. The set of possible paths corresponds to the union of the set of existing paths through the tree,

equal to the number of leaves, with the set of possible novel paths, equal to the number of internal nodes.

5.3. Summary of Gibbs sampling algorithm. With these conditional distributions in hand, we specify the full Gibbs sampling algorithm. Given the current state of the sampler, $\{\mathbf{c}_{1:D}^{(t)}, \mathbf{z}_{1:D}^{(t)}\}$, we iteratively sample each variable conditioned on the rest.

- (1) For each document $d \in \{1, \dots, D\}$
 - (a) Randomly draw $\mathbf{c}_d^{(t+1)}$ from Eq. (4).
 - (b) For each word, $n \in \{1, \dots, N_d\}$
 - (i) Randomly draw $z_{n,d}^{(t+1)}$ from Eq. (2).

The stationary distribution of the corresponding Markov chain is the distribution of the latent variables in the hLDA model given the corpus. After running the chain for sufficiently many iterations that it can approach its stationary distribution (the “burn-in”) we can collect samples at intervals selected to minimize autocorrelation, and approximate the true posterior with the corresponding empirical distribution.

6. EXAMPLES AND EMPIRICAL RESULTS

We present data analysis of both simulated and real text data to demonstrate the application of hLDA and its corresponding Gibbs sampler.

6.1. Assessing convergence and approximating the mode. Practical applications must address the issue of approximating the mode of the distribution on trees and assessing convergence of the Markov chain. We can obtain information about both by examining the log probability of each state in the chain. For a particular state, i.e., a configuration of the latent variables, we compute the log probability of that configuration and observations, given the hyperparameters,

$$\mathcal{L}^{(t)} = \log p(\mathbf{c}_{1:D}^{(t)}, \mathbf{z}_{1:D}^{(t)}, \mathbf{w}_{1:D} \mid \gamma, \eta, \alpha).$$

With this statistic, we can approximate the mode of the conditional distribution on the latent variables given the observed data by choosing the state with the highest log probability. Moreover, we can assess convergence of the chain by examining the autocorrelation of $\mathcal{L}^{(t)}$. Figure 4 illustrates the autocorrelation as a function of the number of iterations between samples (the “lag”) when modeling the JACM corpus described in Section 6.3. The chain was run for 100,000 iterations; 2000 iterations were discarded as burn-in.

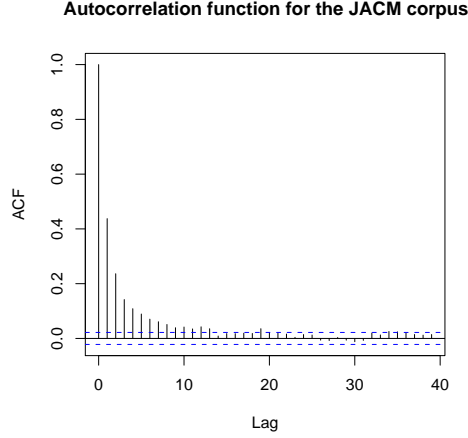


FIGURE 4. The autocorrelation function (ACF) of the Gibbs state log likelihood (with confidence interval). The Gibbs sampler was run on a corpus of abstracts from the JACM for 100,000 iterations; 2,000 iterations were discarded as burn-in. The autocorrelation decreases rapidly as a function of the lag between samples.

6.2. Simulated data. In Figure 5, we depict the hierarchies and allocations for ten datasets drawn from an hLDA model. For each dataset, we draw 100 documents of 250 words each. The vocabulary size is 100, and the hyperparameters are fixed at $\eta = .005$, and $\gamma = 1$. In these simulations, we truncated the stick-breaking procedure at three levels, and simply took a Dirichlet distribution over the proportion of words allocated to those levels. The resulting hierarchies illustrate the range of structures on which the prior assigns probability.

In the same figure, we illustrate the estimated mode of the posterior distribution across the hierarchy and allocations for the ten datasets. We exactly recover the correct hierarchy, with only two errors. In one case, the error is a single wrongly allocated path. In the other case, the inferred mode has higher posterior probability than the true tree structure (due to finite data).

In general we cannot expect to always find the exact tree. This is dependent on the size of the dataset, and how identifiable the topics are. Our choice of small η yields topics that are relatively sparse and (probably) very different from each other. Trees will not be as easy to identify in datasets which exhibit polysemy and similarity between topics.

6.3. Scientific abstracts. Given a document collection, one is typically interested in examining the underlying tree of topics at the mode of the posterior. As described above, our inferential procedure yields a tree structure by assembling the unique subset of paths contained in $\{\mathbf{c}_1, \dots, \mathbf{c}_D\}$ at the approximate mode of the posterior.

We can further examine the mean of the topics that populate the tree. Given the assignment of words to levels and the assignment of documents to paths, the probability of a particular word at a particular node is roughly proportional to the number of times that word was generated by the topic at that node. More specifically, the mean probability of a word w in a topic at level ℓ of path \mathbf{p} is given by

$$(5) \quad p(w \mid \mathbf{z}, \mathbf{c}, \mathbf{w}) = \frac{\#[\mathbf{z} = \ell, \mathbf{c} = \mathbf{p}, \mathbf{w} = w] + \eta}{\#[\mathbf{z} = \ell, \mathbf{c} = \mathbf{p}] + V\eta}.$$

Using these quantities, the hLDA model is particularly appropriate for analyzing collections of scientific abstracts, recovering the underlying hierarchical structure which embodies many fields, and visualizing that hierarchy of topics for a better understanding of the structure of the data. We demonstrate the analysis of three different collections of journal abstracts under hLDA.

In these analyses, as above, we truncate the stick-breaking procedure at three levels, facilitating visualization of the results. The topic Dirichlet hyperparameters were fixed at $\eta = \{2.0, 1.0, 0.5\}$, which encourages many terms in the high level distributions, fewer terms in the mid-level distributions, and still fewer terms in the low-level distributions. The nested CRP parameter γ was fixed at 1.0. The GEM parameters were fixed at $m = 100$ and $\pi = 0.5$. This strongly biases the level proportions to place more mass at the higher levels of the hierarchy.

In Figure 1, we illustrate the approximate posterior mode of a hierarchy estimated from a collection of 536 abstracts from the JACM.¹ The tree structure illustrates the ensemble of paths assigned to the documents. In each node, we illustrate the top five words sorted by expected posterior probability, computed from Eq. (5).

The model has found the function words of the dataset, assigning words like “the,” “of,” “or,” and “and” to the root topic. In its second level, the posterior hierarchy captures several subfields of computer science such as databases, algorithms, and networking. In the third level, it further refines

¹In this and all subsequent analyses, we restarted MCMC five times to find an approximate mode. MCMC algorithms tend to explore around local maxima of the posterior. Random restarts are often necessary in high dimensional problems (Robert and Casella, 2004).

those fields. For example, it delineates between graph algorithms and learning algorithms.

In Figure 6, we illustrate an analysis of a collection of 1,272 psychology abstracts from *Psychological Review* from 1967 to 2003. Again, we have discovered an underlying hierarchical structure of the field. The top node contains the function words; the second level delineates between large fields such as cognitive and social psychology; the third level further refines those fields into subfields.

Finally, in Figure 7, we illustrate a portion of the analysis of a collection of 12,913 abstracts from the *Proceedings of the National Academy of Sciences* from 1991 to 2001. An underlying hierarchical structure of the content of the journal has been discovered, dividing articles into groups such as neuroscience and population genetics.

In all three of these examples, the same posterior inference algorithm with the same hyperparameters yields very different tree structures for different corpora. Models of fixed tree structure force us to commit to one in advance of seeing the data. The nested Chinese restaurant process at the heart of hLDA provides a flexible solution to this difficult problem.

7. DISCUSSION

In this paper, we have shown how nonparametric Bayesian ideas can be used to define prior distributions on recursive data structures using the nested Chinese restaurant process. We have also shown how this prior can be combined with a topic model to yield a methodology for analyzing document collections in terms of hierarchies of topics. Given a collection of documents, we use MCMC sampling to learn an underlying thematic structure that provides useful descriptive statistics for data visualization and summarization.

We emphasize that no knowledge of the topics of the collection or the structure of the tree are needed to infer a hierarchy from data. We have demonstrated our methods on collections of abstracts from three different scientific journals, showing that while the content of these different domains can vary significantly, the statistical principles behind our model make it possible to recover meaningful sets of topics at multiple levels of abstraction, and organized in a tree.

The nonparametric Bayesian framework underlying our work makes it possible to define probability distributions and inference procedures over countably infinite collections of objects. There has been other recent work in artificial intelligence in which probability distributions are defined on infinite objects via concepts from first-order logic (Milch et al., 2005; Pasula and Russell, 2001; Poole, 2007). While providing an expressive language,

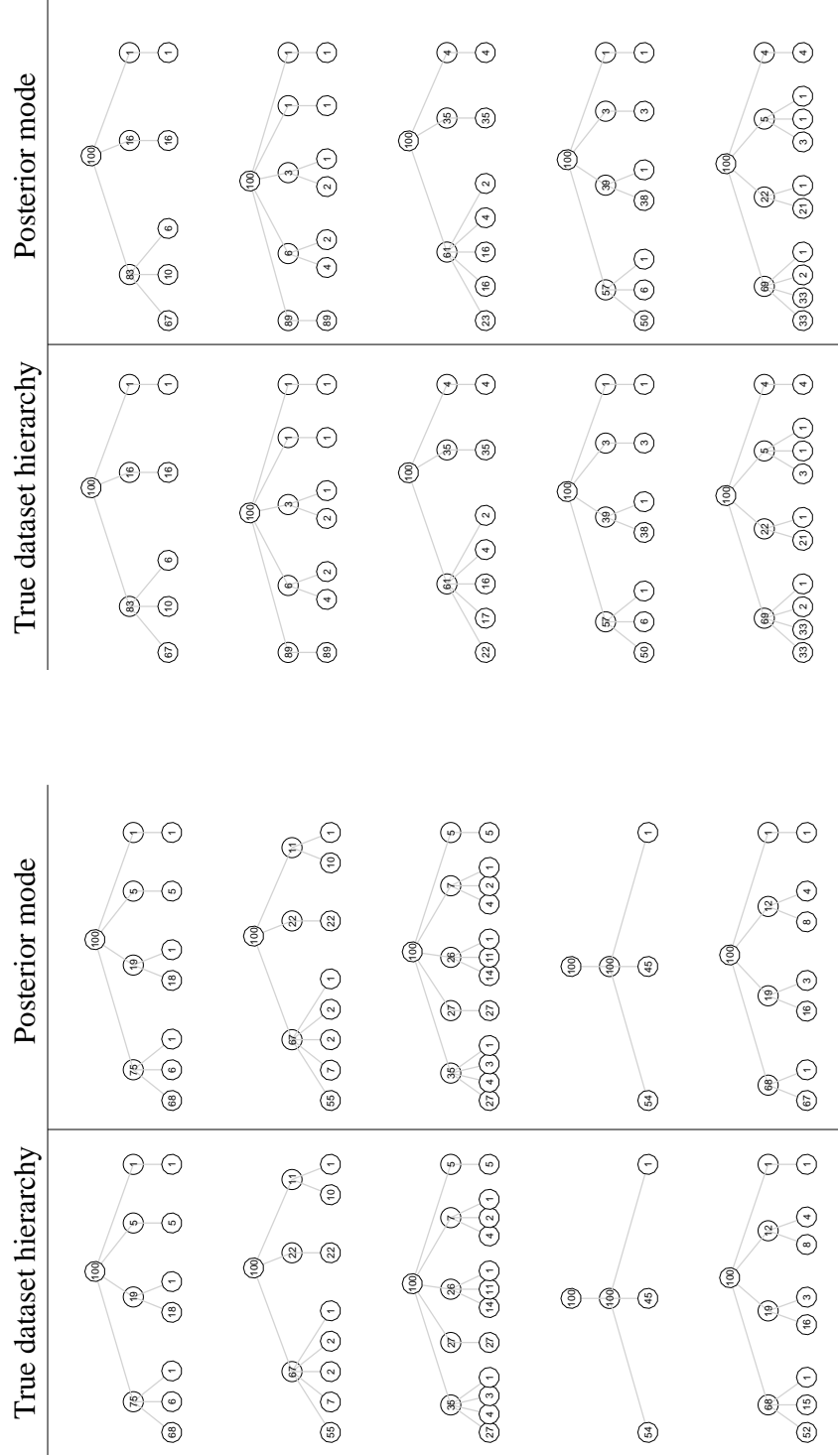


FIGURE 5.

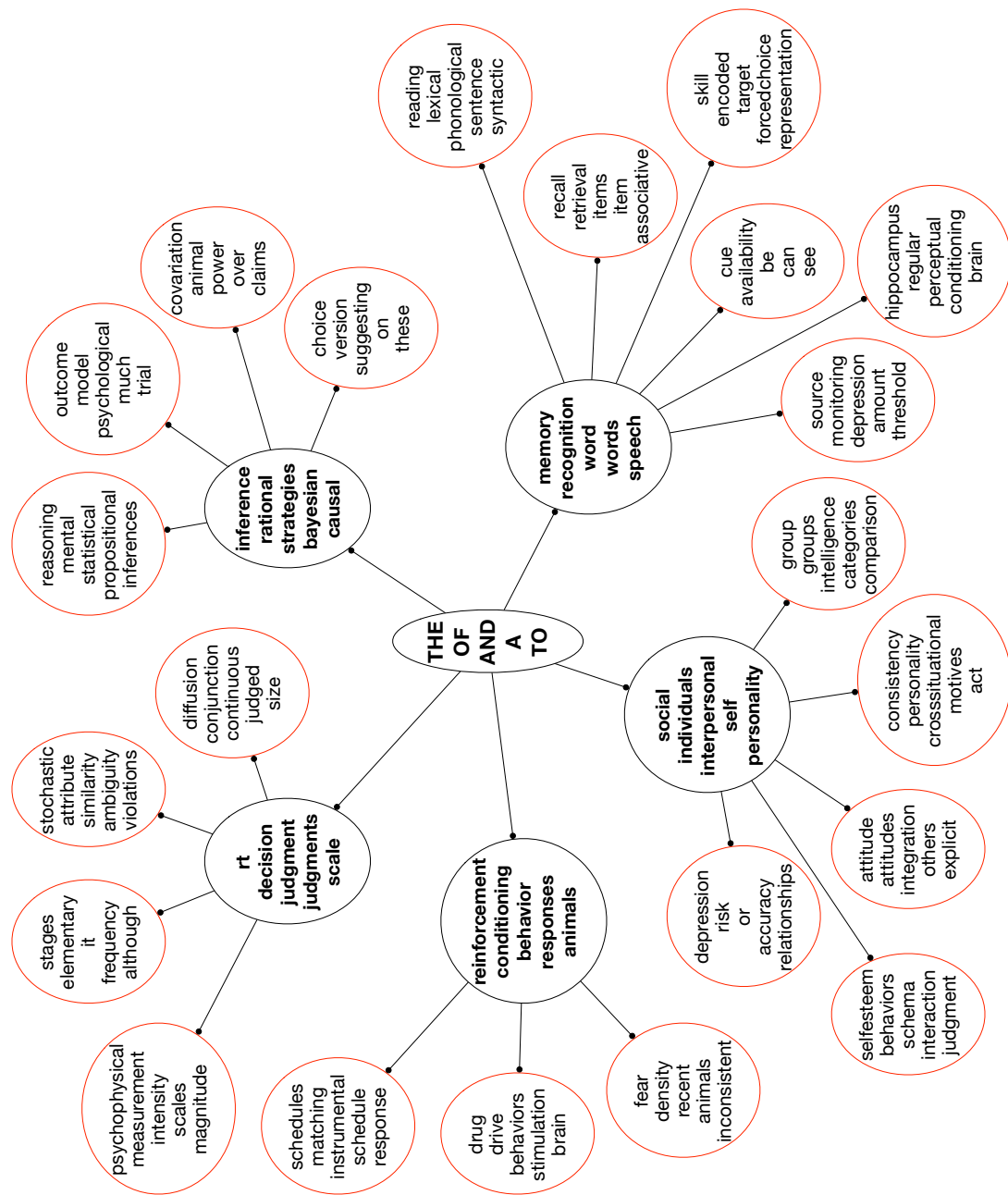


FIGURE 6. A portion of the hierarchy learned from 1,272 abstracts of *Psychological Review*.

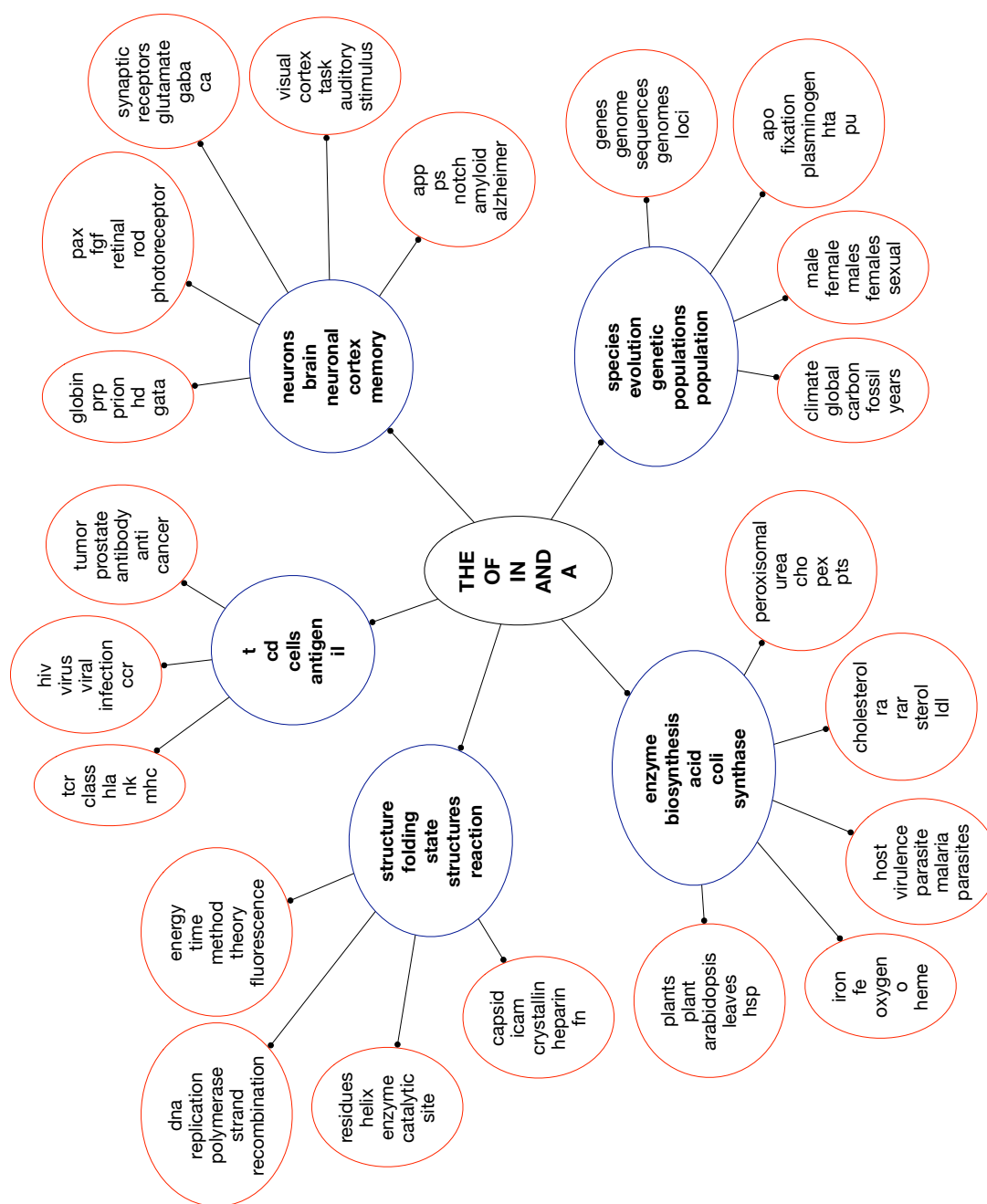


FIGURE 7. A portion of the hierarchy learned from 12,913 abstracts of the *Proceedings of the National Academy of Sciences*.

this approach does not necessarily yield structures that are amenable to efficient posterior inference. Our approach reposes instead on combinatorial structure—the exchangeability of the Dirichlet process as a distribution on partitions—and this leads directly to a posterior inference algorithm that can be applied effectively to large-scale learning problems.

The hLDA model draws on two complementary insights—one from statistics, the other from computer science. From statistics, we take the idea that it is possible to work with general stochastic processes as prior distributions, thus accommodating latent structures that vary in complexity. This is the key idea behind nonparametric Bayesian methods. In recent years, these models have been extended to include spatial models (?) and grouped data (Teh et al., 2007b), and nonparametric Bayesian methods now enjoy new applications in computer vision (Sudderth et al., 2005), bioinformatics (Xing et al., 2007), and natural language processing (Li et al., 2007; Teh et al., 2007b; Goldwater et al., 2006b,a; Johnson et al., 2007; Liang et al., 2007).

From computer science, we take the idea that the representations we infer from our data should be richly structured, yet admit efficient computation. This is a growing theme in work with nonparametric Bayesian models by machine learning researchers. For example, one line of recent research has explored stochastic processes involving multiple binary features rather than clusters (Griffiths and Ghahramani, 2006; Thibaux and Jordan, 2007; Teh et al., 2007a). A parallel line of investigation has explored alternative posterior inference techniques for nonparametric Bayesian models, providing more efficient algorithms for extracting this latent structure. Specifically, variational methods, which replace sampling with optimization, have been developed for DP mixtures to further increase their applicability to large-scale data analysis problems (Blei and Jordan, 2005; Kurihara et al., 2007).

The hierarchical topic model that we explored in this paper is just one example of how this synthesis of statistics and computer science can produce powerful new tools for the analysis of complex data. However, this example showcases the two major strengths of the nonparametric Bayesian approach. First, the use of the nested CRP means that the model does not start with a fixed set of topics or hypotheses about their relationship, but grows to fit the data at hand. Thus, we learn a topology but do not commit to it; the tree can grow as new documents about new topics and subtopics are observed. Second, despite the fact that this results in a very rich hypothesis space, containing all trees of any depth or branching factor, it is still possible to perform approximate probabilistic inference using a simple algorithm. This combination of flexible, structured representations and efficient inference makes nonparametric Bayesian methods uniquely promising as a formal framework for learning with flexible data structures.

Acknowledgments. We thank Edo Airolidi for providing the PNAS data. Michael I. Jordan is supported by grants from Yahoo! Research and Microsoft Research. Thomas L. Griffiths is supported by NSF grant BCS-0631518 and the DARPA CALO project. David M. Blei is supported by grants from Google and Microsoft Research.

REFERENCES

- Albert, R. and Barabasi, A. (2002). Statistical mechanics of complex networks. *Reviews of Modern Physics*, 74(1):47–97.
- Aldous, D. (1985). Exchangeability and related topics. In *École d’été de probabilités de Saint-Flour, XIII—1983*, pages 1–198. Springer, Berlin.
- Antoniak, C. (1974). Mixtures of Dirichlet processes with applications to Bayesian nonparametric problems. *The Annals of Statistics*, 2(6):1152–1174.
- Barabasi, A. and Reka, A. (1999). Emergence of scaling in random networks. *Science*, 286(5439):509–512.
- Bernardo, J. and Smith, A. (1994). *Bayesian theory*. John Wiley & Sons Ltd., Chichester.
- Billingsley, P. (1995). *Probability and Measure*. Wiley-Interscience.
- Blei, D. and Jordan, M. (2005). Variational inference for Dirichlet process mixtures. *Journal of Bayesian Analysis*, 1(1):121–144.
- Blei, D., Ng, A., and Jordan, M. (2003). Latent Dirichlet allocation. *Journal of Machine Learning Research*, 3:993–1022.
- Cristianini, N. and Shawe-Taylor, J. (2000). *An Introduction to Support Vector Methods*. Cambridge University Press, Cambridge, U.K.
- Deerwester, S., Dumais, S., Landauer, T., Furnas, G., and Harshman, R. (1990). Indexing by latent semantic analysis. *Journal of the American Society of Information Science*, 41(6):391–407.
- Drinea, E., Enachesu, M., and Mitzenmacher, M. (2006). Variations on random graph models for the web. Technical Report TR-06-01, Harvard University.
- Escobar, M. and West, M. (1995). Bayesian density estimation and inference using mixtures. *Journal of the American Statistical Association*, 90:577–588.
- Fei-Fei, L. and Perona, P. (2005). A Bayesian hierarchical model for learning natural scene categories. *IEEE Computer Vision and Pattern Recognition*, pages 524–531.
- Ferguson, T. (1973). A Bayesian analysis of some nonparametric problems. *The Annals of Statistics*, 1:209–230.

- Gelfand, A. and Smith, A. (1990). Sampling based approaches to calculating marginal densities. *Journal of the American Statistical Association*, 85:398–409.
- Gelman, A., Carlin, J., Stern, H., and Rubin, D. (1995). *Bayesian Data Analysis*. Chapman & Hall, London.
- Geman, S. and Geman, D. (1984). Stochastic relaxation, Gibbs distributions and the Bayesian restoration of images. *IEEE Transactions on Pattern Analysis and Machine Intelligence*, 6:721–741.
- Goldwater, S., Griffiths, T., and Johnson, M. (2006a). Contextual dependencies in unsupervised word segmentation. In *International Conference on Computational Linguistics and Association for Computational Linguistics*.
- Goldwater, S., Griffiths, T., and Johnson, M. (2006b). Interpolating between types and tokens by estimating power-law generators. In *Advances in Neural Information Processing Systems 18*.
- Griffiths, T. and Ghahramani, Z. (2006). Infinite latent feature models and the Indian buffet process. In Weiss, Y., Schölkopf, B., and Platt, J., editors, *Advances in Neural Information Processing Systems 18*, pages 475–482. MIT Press, Cambridge, MA.
- Hofmann, T. (1999a). The cluster-abstraction model: Unsupervised learning of topic hierarchies from text data. In *International Joint Conferences on Artificial Intelligence*, pages 682–687.
- Hofmann, T. (1999b). Probabilistic latent semantic indexing. *Research and Development in Information Retrieval*, pages 50–57.
- Joachims, T. (2002). *Learning to Classify Text Using Support Vector Machines*. Kluwer Academic Publishers, Boston, MA.
- Johnson, M., Griffiths, T., and S., G. (2007). Adaptor grammars: A framework for specifying compositional nonparametric Bayesian models. In Schölkopf, B., Platt, J., and Hoffman, T., editors, *Advances in Neural Information Processing Systems 19*, pages 641–648, Cambridge, MA. MIT Press.
- Johnson, N. and Kotz, S. (1977). *Urn Models and Their Applications: An Approach to Modern Discrete Probability Theory*. Wiley, New York.
- Krapivsky, P. and Redner, S. (2001). Organization of growing random networks. *Physical Review E*, 63(6).
- Kurihara, K., Welling, M., and Vlassis, N. (2007). Accelerated variational Dirichlet process mixtures. In Schölkopf, B., Platt, J., and Hoffman, T., editors, *Advances in Neural Information Processing Systems 19*, pages 761–768, Cambridge, MA. MIT Press.
- Li, W., McCallum, A., and Blei, D. (2007). Nonparametric Bayes pachenko allocation. In *Uncertainty in Artificial Intelligence*.

- Liang, P., Petrov, S., Klein, D., and Jordan, M. (2007). The infinite PCFG using Dirichlet processes. In *Empirical Methods in Natural Language Processing*.
- Liu, J. (1994). The collapsed Gibbs sampler in Bayesian computations with application to a gene regulation problem. *Journal of the American Statistical Association*, 89(958–966).
- MacEachern, S. and Muller, P. (1998). Estimating mixture of Dirichlet process models. *Journal of Computational and Graphical Statistics*, 7:223–238.
- Milch, B., Marthi, B., Sontag, D., Ong, D., and Kobolov, A. (2005). Approximate inference for infinite contingent Bayesian networks. In *Artificial Intelligence and Statistics*.
- Neal, R. (2000). Markov chain sampling methods for Dirichlet process mixture models. *Journal of Computational and Graphical Statistics*, 9(2):249–265.
- Pasula, H. and Russell, S. (2001). Approximate inference for first-order probabilistic languages. In *International Joint Conferences on Artificial Intelligence*, pages 741–748.
- Pitman, J. (2002). *Combinatorial Stochastic Processes*. Lecture Notes for St. Flour Summer School.
- Poole, D. (2007). Logical generative models for probabilistic reasoning about existence, roles and identity. In *22nd AAAI Conference on Artificial Intelligence*.
- Robert, C. and Casella, G. (2004). *Monte Carlo Statistical Methods*. Springer Texts in Statistics. Springer-Verlag, New York, NY.
- Russell, B., Efros, A., Sivic, J., Freeman, W., and Zisserman, A. (2006). Using multiple segmentations to discover objects and their extent in image collections. In *IEEE Conference on Computer Vision and Pattern Recognition*, pages 1605–1614.
- Sethuraman, J. (1994). A constructive definition of Dirichlet priors. *Statistica Sinica*, 4:639–650.
- Sudderth, E., Torralba, A., Freeman, W., and Willsky, A. (2005). Describing visual scenes using transformed Dirichlet processes. In *Advances in Neural Information Processing Systems 18*.
- Teh, Y., Gorur, D., and Ghahramani, Z. (2007a). Stick-breaking construction for the Indian buffet process. In *11th Conference on Artificial Intelligence and Statistics*.
- Teh, Y., Jordan, M., Beal, M., and Blei, D. (2007b). Hierarchical Dirichlet processes. *Journal of the American Statistical Association*, 101(476):1566–1581.
- Thibaux, R. and Jordan, M. (2007). Hierarchical beta processes and the Indian buffet process. In *11th Conference on Artificial Intelligence and*

Statistics.

- Titterton, D., Smith, A., and Makov, E. (1985). *Statistical Analysis of Finite Mixture Distributions*. Wiley, Chichester.
- Xing, E., Jordan, M., and Rodeh, R. (2007). Bayesian haplotype inference via the Dirichlet process. *Journal of Computational Biology*, 14(3):267–284.