

Next-to-leading order QCD effects in associated charged Higgs and W boson production in the MSSM at the CERN Large Hadron Collider

Jun Gao,^{*} Chong Sheng Li,[†] and Zhao Li[‡]

Department of Physics, Peking University, Beijing 100871, China

Abstract

We present the calculations of the next-to-leading order (NLO) QCD corrections to the inclusive total cross sections for the associated production of the $W^\pm H^\mp$ through $b\bar{b}$ annihilation in the Minimal Supersymmetric Standard Model at the CERN Large Hadron Collider. The NLO QCD corrections can either enhance or reduce the total cross sections, but they generally efficiently reduce the dependence of the total cross sections on the renormalization/factorization scale. The magnitude of the NLO QCD corrections is about 10% in most of the parameter space and can reach 15% in some parameter regions. We also show the Monte Carlo simulation results for the $2j + \tau_{jet} + \cancel{p}_T$ signature from the W^\pm and the H^\mp decays including the NLO QCD effects, and find an observable signal at a 5σ level in some parameter region of the minimal supergravity model.

PACS numbers: 12.38.Bx, 12.60.Jv, 14.70.Fm, 14.80.Cp

^{*}Electronic address: gaojun49@pku.edu.cn

[†]Electronic address: csli@pku.edu.cn

[‡]Electronic address: zhli.phy@pku.edu.cn

I. INTRODUCTION

The Higgs mechanism [1] plays a key role for the understanding of the spontaneous electroweak symmetry breaking in both the Standard Model (SM) and the Minimal Supersymmetric Standard Model (MSSM) [2]. Searching for Higgs bosons is one of the most important missions for the upcoming CERN Large Hadron Collider (LHC). The MSSM contains five physical Higgs bosons: two neutral CP-even bosons h^0 and H^0 , one neutral CP-odd boson A^0 , and the charged H^\pm boson pair. The h^0 is the lightest and SM-like Higgs boson, while the others are non-SM-like ones whose discovery will give the direct evidence of new physics beyond the SM, especially charged Higgs boson.

At hadron colliders, the charged Higgs bosons H^\pm could appear as the decay product of primarily produced top quarks if the mass of H^\pm is smaller than $m_t - m_b$. For heavier H^\pm , single charged Higgs boson production associated with heavy quark, such as $gb \rightarrow H^- t$ [3], $qb \rightarrow q' b H^-$ [4], and $q\bar{q}, gg \rightarrow tbH^\pm$ [5], are the main channels for single charged Higgs boson production. The channels for pair production are $q\bar{q}$ annihilation and the loop-induced gg fusion process [6]. These processes have large production rates, but also suffer from large QCD backgrounds, especially when the H^\pm mass is larger than $m_t + m_b$. Another attractive channel is single charged Higgs boson production associated with W boson [7]. The dominant partonic subprocesses at the LHC are $b\bar{b} \rightarrow W^\mp H^\pm$ at the tree-level and $gg \rightarrow W^\mp H^\pm$ at the one-loop level [8]. For the $b\bar{b}$ annihilation process, the supersymmetric electroweak (SUSY-EW), the $\mathcal{O}(\alpha_s)$ pure QCD and the supersymmetric QCD (SUSY-QCD) corrections have been calculated in Ref. [9] [10] [11], respectively. In this paper, we use the dimensional reduction (DRED) [12] scheme to regularize both the ultraviolet (UV) and the infrared (IR) divergences while in Ref. [10] the gluon was given a finite small mass to regularize IR divergences. We will focus on the case of $\mu > 0$ which is favored by the recent measurement of the anomalous magnetic moment of the muon [13], μ is the Higgs superfield mass term in the superpotential, so the SUSY-QCD corrections are relatively small and can be neglected as shown in Ref. [11]. For simplicity, in our calculations, we neglect the bottom quark mass except in the Yukawa couplings. Such approximations are valid in all diagrams, in which the bottom quarks appear as initial state partons, according to the simplified Aivazis-Collins-Olness-Tung (ACOT) scheme [14]. Moreover, we only consider the process $b\bar{b} \rightarrow H^- W^+$ since the cross section for the process $b\bar{b} \rightarrow H^+ W^-$ is the same if we choose all the relevant

parameters to be real.

Recently, in Ref. [15] the authors investigated the viability of observing charged Higgs bosons produced in association with W bosons at the LHC at LO level, using the leptonic decay $H^- \rightarrow \tau^- \nu_\tau$ and hadronic W decay. In this paper we also give the Monte Carlo simulation results of the above signal, but in the minimal supergravity (mSUGRA) [16] scenario including the NLO QCD effects.

The arrangement of this paper is as follow. In Sec. II, we show the LO explicit expressions. In Sec. III, we present the details of the calculations for both the virtual and real QCD corrections. In Sec. IV, we give some analysis on the signal and background. Sec. V are the numerical results for total and differential cross sections and the Monte Carlo simulation results. Sec. VI contains a brief conclusion. The relevant coupling constants and the lengthy analytic expressions are summarized in Appendix.

II. LEADING ORDER CALCULATIONS

The tree-level Feynman diagrams for the subprocess $b(p_1)\bar{b}(p_2) \rightarrow H^-(p_3)W^+(p_4)$ are shown in Fig.1, and its LO amplitude in $n = 4 - 2\epsilon$ dimension is

$$M^B = M_{h^0}^{(s)} + M_{H^0}^{(s)} + M_{A^0}^{(s)} + M_0^{(t)}, \quad (1)$$

with

$$\begin{aligned} M_{h^0}^{(s)} &= -\frac{e^2 m_b s_\alpha c_{\beta-\alpha}}{2c_\beta M_W s_W^2 (s - m_{h^0}^2)} (M_5 + M_6 + M_9 + M_{10}), \\ M_{H^0}^{(s)} &= -\frac{e^2 m_b c_\alpha s_{\beta-\alpha}}{2c_\beta M_W s_W^2 (s - m_{H^0}^2)} (M_5 + M_6 + M_9 + M_{10}), \\ M_{A^0}^{(s)} &= -\frac{e^2 m_b t_\beta}{2M_W s_W^2 (s - m_{A^0}^2)} (M_5 - M_6 + M_9 - M_{10}), \\ M_0^{(t)} &= -\frac{e^2}{2M_W s_W^2 (t - m_t^2)} \left[\frac{m_t^2}{t_\beta} M_2 - m_b t_\beta (2M_9 + M_3) \right], \end{aligned} \quad (2)$$

where $s_\alpha \equiv \sin \alpha$, $c_\alpha \equiv \cos \alpha$, $s_{\beta-\alpha} \equiv \sin(\beta - \alpha)$, $c_{\beta-\alpha} \equiv \cos(\beta - \alpha)$, $t_\beta \equiv \tan \beta$. Mandelstam variables s, t , and u are defined as follows:

$$s = (p_1 + p_2)^2, \quad t = (p_1 - p_3)^2, \quad u = (p_2 - p_3)^2. \quad (3)$$

M_i 's are reduced standard matrix elements, which are defined by

$$M_{1(2)} = \bar{v}(p_2) \not{\epsilon}(p_4) P_{R(L)} u(p_1),$$

$$\begin{aligned}
M_{3(4)} &= \bar{v}(p_2) \not{p}_4 \not{\epsilon}(p_4) P_{R(L)} u(p_1), \\
M_{5(6)} &= \bar{v}(p_2) P_{R(L)} u(p_1) p_1 \cdot \epsilon(p_4), \\
M_{7(8)} &= \bar{v}(p_2) \not{p}_4 P_{R(L)} u(p_1) p_1 \cdot \epsilon(p_4), \\
M_{9(10)} &= \bar{v}(p_2) P_{R(L)} u(p_1) p_2 \cdot \epsilon(p_4),
\end{aligned}$$

and

$$M_{11(12)} = \bar{v}(p_2) \not{p}_4 P_{R(L)} u(p_1) p_2 \cdot \epsilon(p_4), \quad (4)$$

with the projectors $P_{L,R} \equiv (1 \mp \gamma_5)/2$.

The LO total cross section at the LHC is obtained by convoluting the partonic cross section with the parton distribution functions (PDFs) $G_{b,\bar{b}/p}$ in the proton:

$$\sigma^B = \int dx_1 dx_2 [G_{b/p}(x_1, \mu_f) G_{\bar{b}/p}(x_2, \mu_f) + (x_1 \leftrightarrow x_2)] \hat{\sigma}^B, \quad (5)$$

where μ_f is the factorization scale and $\hat{\sigma}^B = \int \frac{1}{2s} \overline{\sum} |M^B|^2 d\Gamma$ is the Born level cross section for $b(p_1) \bar{b}(p_2) \rightarrow H^-(p_3) W^+(p_4)$, in which the colors and spins of the outgoing particles have been summed, and the colors and spins of the incoming ones have been averaged over.

III. NEXT-TO-LEADING ORDER CALCULATIONS

The NLO QCD contributions to the associated production of H^- and W^+ through $b\bar{b}$ annihilation process consist of the virtual corrections, generated by loop diagrams of colored particles, and the real corrections with the radiation of a real gluon or a massless (anti)bottom quark. For both virtual and real corrections, we use DRED scheme to regularize all the divergences.

A. Virtual corrections

The virtual corrections to $b\bar{b} \rightarrow H^- W^+$ arise from the Feynman diagrams shown in Fig.2, which consist of vertex, self-energy and box diagrams. We carried out the calculation in 't Hooft-Feynman gauge and used the dimensional reduction in $n = 4 - 2\epsilon$ dimensions to regularize the ultraviolet, soft and collinear divergences in the virtual loop corrections. In order to remove the UV divergences, we use the modified minimal subtraction ($\overline{\text{MS}}$) scheme to renormalize the bottom quark mass and wave function, while for the top quark mass

and wave function we use both the $\overline{\text{MS}}$ scheme and the on-shell (OS) scheme and compare them. Denoting m_{b0} , m_{t0} , ψ_{b0} and ψ_{t0} as the bare quark masses and the bare wave functions, respectively, the relevant renormalization constants δm_b , δm_t , $\delta Z_{bL,R}$ and $\delta Z_{tL,R}$ are then defined as

$$\begin{aligned} m_{b0} &= m_b + \delta m_b, \\ m_{t0} &= m_t + \delta m_t, \\ \psi_{b0} &= (1 + \delta Z_{bL})^{1/2} \psi_{bL} + (1 + \delta Z_{bR})^{1/2} \psi_{bR}, \\ \psi_{t0} &= (1 + \delta Z_{tL})^{1/2} \psi_{tL} + (1 + \delta Z_{tR})^{1/2} \psi_{tR}. \end{aligned} \quad (6)$$

with $\psi_{(b,t)L} = P_L \psi_{(b,t)}$ and $\psi_{(b,t)R} = P_R \psi_{(b,t)}$. After calculating the self-energy diagrams in Fig.2, we obtain the explicit expressions for all the renormalization constants as follows:

$$\begin{aligned} \frac{\delta m_b^{\overline{\text{MS}}}}{m_b} &= \frac{\delta m_t^{\overline{\text{MS}}}}{m_t} = -\frac{\alpha_s}{4\pi} 3C_F \Delta, \\ \delta Z_{L(R)b}^{\overline{\text{MS}}} &= \delta Z_{L(R)t}^{\overline{\text{MS}}} = -\frac{\alpha_s}{4\pi} C_F \Delta, \\ \frac{\delta m_t^{\text{OS}}}{m_t} &= -\frac{\alpha_s}{4\pi} C_F \left(\frac{4\pi\mu^2}{m^2} \right)^\epsilon \Gamma(1+\epsilon) \left(\frac{3}{\epsilon} + 5 \right), \\ \delta Z_{L(R)t}^{\text{OS}} &= -\frac{\alpha_s}{2\pi} C_F [\text{Re}(B_0 + B_1) - 2m_t^2 \text{Re}(B'_0 - B'_1)] (m_t^2, 0, m_t^2), \end{aligned} \quad (7)$$

where $\Delta \equiv \frac{1}{\epsilon} - \gamma_E + \ln(4\pi)$, $C_F = 4/3$, and $B' = \partial B / \partial p^2$, B_i are the scalar two-point integrals [17].

The renormalized virtual amplitude can be written as

$$M^V = M^{\text{unren}} + M^{\text{con}}. \quad (8)$$

Here M^{unren} contains the radiative corrections from the one-loop vertex, self-energy and box diagrams, as shown in Fig.2, and M^{con} is the corresponding counterterm. Moreover, M^{unren} can be separated into two parts:

$$M^{\text{unren}} = \sum_{\alpha=a}^f M^\alpha + M^{\text{box}}, \quad (9)$$

where α denotes the corresponding diagram indexes in Fig.2. Using the standard matrix

elements from Eq.(4) they can be further expressed as

$$\begin{aligned} M^\alpha &= \sum_{l=1}^{12} f_l^\alpha M_l, \\ M^{box} &= \sum_{l=1}^{12} f_l^{box} M_l, \end{aligned} \quad (10)$$

where f_l^α and f_l^{box} are the form factors, which are given explicitly in Appendix. The counterterm contribution M^{con} is separated into $M^{con(s)}$ and $M^{con(t)}$, i.e. the counterterms for s and t channels, respectively, which are given by

$$\begin{aligned} M^{con} &= M^{con(s)} + M^{con(t)}, \\ M^{con(s)} &= \left(\frac{\delta m_b}{m_b} + \delta Z_b \right) (M_{h^0}^{(s)} + M_{H^0}^{(s)} + M_{A^0}^{(s)}), \\ M^{con(t)} &= M_1^{con(t)} + M_2^{con(t)}, \\ M_1^{con(t)} &= -\frac{e}{\sqrt{2}s_w(t-m_t^2)^2} \{ [m_t(t-m_t^2)\delta Z_t - (m_t^2+t)\delta m_t] \\ &\quad aM_2 - b[(t-m_t^2)\delta Z_t - 2m_t\delta m_t](M_3 + 2M_9) \}, \\ M_2^{con(t)} &= M_{(0)}^t \left(\frac{\delta m_b}{m_b} + \delta Z_b + \delta Z_t \right), \end{aligned} \quad (11)$$

with

$$a = \frac{em_t}{\sqrt{2}M_W s_W t_\beta}, \quad b = \frac{em_b t_\beta}{\sqrt{2}M_W s_W}. \quad (12)$$

After adding all the terms above, the renormalized amplitude M^V is UV finite, but still contains the IR divergences, and is given by:

$$M^V|_{IR} = \frac{\alpha_s}{2\pi} \frac{\Gamma(1-\epsilon)}{\Gamma(1-2\epsilon)} \left(\frac{4\pi\mu_r^2}{s} \right)^\epsilon \left(\frac{A_2^V}{\epsilon^2} + \frac{A_1^V}{\epsilon} \right) M^B, \quad (13)$$

with

$$A_2^V = -C_F, \quad A_1^V = -\frac{3}{2}C_F. \quad (14)$$

Here the IR divergences include both the soft and the collinear divergences. The soft divergences are canceled after adding the real emission corrections, and the remaining collinear divergences can be absorbed into the redefinition of PDF [18], which will be discussed in the following subsections.

B. Real gluon emission

The Feynman diagrams for the real gluon emission process $b(p_1)\bar{b}(p_2) \rightarrow H^-(p_3)W^+(p_4) + g(p_5)$ are shown in Fig.3.

The phase space integration for the real gluon emission will produce both soft and collinear infrared singularities, which can be conveniently isolated by slicing the phase space into different regions defined by suitable cutoff parameters. In this paper, we use the two-cutoff phase space slicing method [19], which introduces two small cutoffs to decompose the three-body phase space into three regions.

First, the phase space can be separated into two regions by an arbitrary small cutoff δ_s , according to whether the energy (E_5) of the emitted gluon is soft, i.e. $E_5 \leq \delta_s \sqrt{s}/2$, or hard, i.e. $E_5 > \delta_s \sqrt{s}/2$. Correspondingly, the partonic real cross section can be written as

$$\hat{\sigma}^R = \hat{\sigma}^S + \hat{\sigma}^H, \quad (15)$$

where $\hat{\sigma}^S$ and $\hat{\sigma}^H$ are the contributions from the soft and hard regions, respectively. $\hat{\sigma}^S$ contains all the soft divergences. Second, in order to isolate the remaining collinear divergences from $\hat{\sigma}^H$, we should introduce another arbitrary small cutoff, called collinear cutoff δ_c , to further split the hard gluon phase space into two regions, according to whether the Mandelstam variables satisfy the collinear condition $-\delta_c s < u_{1,2} \equiv (p_{1,2} - p_5)^2 < 0$ or not. Thus, we have

$$\hat{\sigma}^H = \hat{\sigma}^{HC} + \hat{\sigma}^{\overline{HC}}, \quad (16)$$

where the hard collinear part $\hat{\sigma}^{HC}$ contains the collinear divergences, while the hard non-collinear part $\hat{\sigma}^{\overline{HC}}$ is finite and can be numerically computed using standard Monte-Carlo integration techniques and can be written as

$$d\hat{\sigma}^{\overline{HC}} = \frac{1}{2s} \overline{\sum} |M^{b\bar{b}}|^2 d\bar{\Gamma}_3. \quad (17)$$

Here $d\bar{\Gamma}_3$ is the hard non-collinear region of the three-body phase space.

In the next two subsections, we will discuss in detail the soft and hard collinear gluon emission.

1. Soft gluon emission

In the soft limit, i.e. when the energy of the emitted gluon is small, with $E_5 \leq \delta_s \sqrt{s}/2$, the matrix element squared $\overline{\sum} |M^R|^2$ for the process $b(p_1)\bar{b}(p_2) \rightarrow H^-(p_3)W^+(p_4)g(p_5)$ can be simply factorized into the Born matrix element squared times an eikonal factor Φ_{eik} :

$$\overline{\sum} |M^R(b\bar{b} \rightarrow H^-W^+ + g)|^2 \xrightarrow{soft} (4\pi\alpha_s\mu_r^{2\epsilon}) \overline{\sum} |M^B|^2 \Phi_{eik}, \quad (18)$$

where the eikonal factor Φ_{eik} is given by

$$\Phi_{eik} = C_F \frac{s}{(p_1 \cdot p_5)(p_2 \cdot p_5)}. \quad (19)$$

Moreover, the phase space in the soft limit can also be factorized as

$$d\Gamma_3(b\bar{b} \rightarrow H^- W^+ + g) \xrightarrow{soft} d\Gamma_2(b\bar{b} \rightarrow H^- W^+) dS, \quad (20)$$

where dS is the integration over the phase space of the soft gluon, which is given by [19]

$$dS = \frac{1}{2(2\pi)^{3-2\epsilon}} \int_0^{\delta_s \sqrt{s}/2} dE_5 E_5^{1-2\epsilon} d\Omega_{2-2\epsilon}. \quad (21)$$

Hence, the parton level cross section in the soft region can be expressed as

$$\hat{\sigma}^S = (4\pi\alpha_s\mu_r^{2\epsilon}) \int d\Gamma_2 \overline{\sum} |M^B|^2 \int dS \Phi_{eik}. \quad (22)$$

Using the approach of Ref. [19], after analytically integrating over the soft gluon phase space, Eq.(22) becomes

$$\hat{\sigma}^S = \hat{\sigma}^B \left[\frac{\alpha_s}{2\pi} \frac{\Gamma(1-\epsilon)}{\Gamma(1-2\epsilon)} \left(\frac{4\pi\mu_r^2}{s} \right)^\epsilon \right] \left(\frac{A_2^s}{\epsilon^2} + \frac{A_1^s}{\epsilon} + A_0^s \right), \quad (23)$$

with

$$A_2^s = 2C_F, \quad A_1^s = -4C_F \ln \delta_s, \quad A_0^s = 4C_F \ln^2 \delta_s. \quad (24)$$

2. Hard collinear gluon emission

In the hard collinear region, i.e. $E_5 > \delta_s \sqrt{s}/2$ and $-\delta_s < u_{1,2} < 0$, the emitted hard gluon is collinear to one of the incoming partons. As a consequence of the factorization theorems [20], the squared matrix element for $b\bar{b} \rightarrow H^- W^+ + g$ can be factorized into the product of the Born squared matrix element and the Altarelli-Parisi splitting function for $(b\bar{b}) \rightarrow b(\bar{b})g$ [21, 22], i.e.

$$\overline{\sum} |M^R(b\bar{b} \rightarrow H^- W^+ + g)|^2 \xrightarrow{collinear} (4\pi\alpha_s\mu_r^{2\epsilon}) \overline{\sum} |M^B|^2 \left(\frac{-2P_{bb}(z)}{zu_1} + \frac{-2P_{\bar{b}\bar{b}}(z)}{zu_2} \right), \quad (25)$$

where z denotes the fraction of incoming parton $b(\bar{b})$'s momentum carried by parton $b(\bar{b})$ with the emitted gluon taking a fraction $(1-z)$, and $P_{ij}(z)$ are the usual Altarelli-Parisi splitting kernels [21]. Explicitly,

$$P_{bb}(z) = P_{\bar{b}\bar{b}}(z) = C_F \frac{1+z^2}{1-z} + C_F \frac{3}{2} \delta(1-z). \quad (26)$$

Moreover, the three-body phase space can also be factorized in the collinear limit, and, for example, in the limit $-\delta_c s < u_1 < 0$ it has the following form [19]:

$$d\Gamma_3(b\bar{b} \rightarrow H^- W^+ + g) \xrightarrow{\text{collinear}} d\Gamma_2(b\bar{b} \rightarrow H^- W^+; s' = zs) \frac{(4\pi)^\epsilon}{16\pi^2 \Gamma(1-\epsilon)} dz du_1 [(z-1)u_1]^{-\epsilon}. \quad (27)$$

Here the two-body phase space should be evaluated at the squared parton-parton energy zs .

Thus, the three-body cross section in the hard collinear region is given by [19]

$$d\sigma^{HC} = \hat{\sigma}^B \left[\frac{\alpha_s}{2\pi} \frac{\Gamma(1-\epsilon)}{\Gamma(1-2\epsilon)} \left(\frac{4\pi\mu_r^2}{s} \right)^\epsilon \right] \left(-\frac{1}{\epsilon} \right) \delta_c^{-\epsilon} [P_{bb}(z) G_{b/p}(x_1/z) G_{\bar{b}/p}(x_2) \\ + P_{\bar{b}\bar{b}}(z) G_{\bar{b}/p}(x_1/z) G_{b/p}(x_2) + (x_1 \leftrightarrow x_2)] \frac{dz}{z} \left(\frac{1-z}{z} \right)^{-\epsilon} dx_1 dx_2, \quad (28)$$

where $G_{b(\bar{b})/p}(x)$ is the bare PDF.

C. Massless (anti)quark emission

In addition to the real gluon emission, a second set of real emission corrections to the inclusive production rate of $pp \rightarrow H^- W^+$ at the NLO involves the processes with an additional massless (anti)quark in the final states:

$$gb \rightarrow bH^- W^+, \quad g\bar{b} \rightarrow \bar{b}H^- W^+.$$

The relevant Feynman diagrams for massless (anti)quark emission (the diagrams for the antiquark emission are similar and omitted here) are shown in Fig.4.

Since the contributions from the real massless (anti)quark emission contain the initial state collinear singularities, we also need to use the two cutoff phase space slicing method [19] to isolate those collinear divergences. Because there is no soft divergence in the splitting of $g \rightarrow b\bar{b}$, we only need to separate the phase space into two regions: the collinear region and the hard noncollinear region. Thus, according to the approach shown in Ref. [19], the cross section for the processes with an additional massless (anti)quark in the final states can be expressed as

$$d\sigma^{add} = \sum_{(\alpha=g, \beta=b, \bar{b})} \hat{\sigma}^{\bar{C}}(\alpha\beta \rightarrow H^- W^+ + X) [G_{\alpha/p}(x_1) G_{\beta/p}(x_2) + (x_1 \leftrightarrow x_2)] dx_1 dx_2 \\ + \hat{\sigma}^B \left[\frac{\alpha_s}{2\pi} \frac{\Gamma(1-\epsilon)}{\Gamma(1-2\epsilon)} \left(\frac{4\pi\mu_r^2}{s} \right)^\epsilon \right] \left(-\frac{1}{\epsilon} \right) \delta_c^{-\epsilon} [P_{bg}(z) G_{g/p}(x_1/z) G_{\bar{b}/p}(x_2) \\ + G_{b/p}(x_1) P_{\bar{b}g}(z) G_{g/p}(x_2/z) + (x_1 \leftrightarrow x_2)] \frac{dz}{z} \left(\frac{1-z}{z} \right)^{-\epsilon} dx_1 dx_2, \quad (29)$$

where

$$P_{bg}(z) = P_{\bar{b}g}(z) = \frac{1}{2}[z^2 + (1-z)^2]. \quad (30)$$

The first term in Eq.(29) represents the noncollinear cross sections for the two processes, which can be written in the form:

$$d\hat{\sigma}^{\overline{C}} = \frac{1}{2s} \sum |M^{\alpha\beta}|^2 d\overline{\Gamma}_3, \quad (31)$$

where α and β denote the incoming partons in the partonic processes, and $d\overline{\Gamma}_3$ is the three-body phase space in the noncollinear region. The second term in Eq.(29) represents the collinear singular cross sections.

Moreover, the top momentum in Fig.4(c) and (e) (as well as in the corresponding \bar{b} emission Feynman diagrams) can approach the top mass shell, which will lead to a singularity arising from the top propagator. Following the analysis shown in Ref. [23], this problem can easily be solved by introducing the non-zero top width Γ_t and regularizing in this way the higher-order amplitudes. However, these on-shell top contributions are already accounted for by the LO level tH^- and $\bar{t}W^+$ productions with a subsequent decay, and thus should not be considered as a genuine high-order correction to H^-W^+ associated production. Therefore, to avoid double counting, these pole contributions will be subtracted in our numerical calculations below in the same way as shown in Appendix B of Ref. [23].

D. Mass factorization

As mentioned above, after adding the renormalized virtual corrections and the real corrections, the partonic cross sections still contain the collinear divergences, which can be absorbed into the redefinition of the PDF at NLO, in general called mass factorization [18]. This procedure in practice means that first we convolute the partonic cross section with the bare PDF $G_{\alpha/p}(x)$, and then rewrite $G_{\alpha/p}(x)$ in terms of the renormalized PDF $G_{\alpha/p}(x, \mu_f)$. In the $\overline{\text{MS}}$ scheme and DRED scheme, the scale dependent PDF $G_{\alpha/p}(x, \mu_f)$ is given by [19]

$$\begin{aligned} G_{\alpha/p}(x, \mu_f) = & G_{\alpha/p}(x) + \sum_{\beta} \left(-\frac{1}{\epsilon} \right) \left[\frac{\alpha_s}{2\pi} \frac{\Gamma(1-\epsilon)}{\Gamma(1-2\epsilon)} \left(\frac{4\pi\mu_r^2}{\mu_f^2} \right)^\epsilon \right] \int_x^1 \frac{dz}{z} P_{\alpha\beta}^+(z) G_{\beta/p}(x/z) \\ & - \frac{\alpha_s}{2\pi} \sum_{\beta} \int_x^1 \frac{dy}{y} P'_{\alpha\beta}(x/y) G_{\alpha/p}(x), \end{aligned} \quad (32)$$

where $P_{\alpha\beta}^+$ are the regulated splitting functions and $P'_{ij}(z)$ are the usual Altarelli-Parisi splitting kernels [21], explicitly

$$\begin{aligned}
P_{bb}^+(z) &= C_F \left[\frac{1+z^2}{(1-z)_+} + \frac{3}{2}\delta(1-z) \right], \\
P_{gb}^+(z) &= C_F \left[\frac{1+(1-z)^2}{z} \right], \\
P_{bg}^+(z) &= \frac{1}{2}[z^2 + (1-z)^2], \\
P'_{bb}(z) &= -C_F(1-z) + C_F \frac{1}{2}\delta(1-z), \\
P'_{bg}(z) &= -z(1-z).
\end{aligned} \tag{33}$$

After replacing the bare PDF by the renormalized $\overline{\text{MS}}$ PDF and integrating out the collinear region of the phase space defined in the two-cutoff phase space slicing method [19], the resulting sum of Eq.(29) and the collinear part (the second term) of Eq. (28) yield the remaining $\mathcal{O}(\alpha_s)$ collinear contribution as:

$$\begin{aligned}
\sigma^{coll} &= \int \hat{\sigma}^B \left[\frac{\alpha_s}{2\pi} \frac{\Gamma(1-\epsilon)}{\Gamma(1-2\epsilon)} \left(\frac{4\pi\mu_r^2}{s} \right)^\epsilon \right] \{ \tilde{G}_{b/p}(x_1, \mu_f) G_{\bar{b}/p}(x_2, \mu_f) + G_{b/p}(x_1, \mu_f) \tilde{G}_{\bar{b}/p}(x_2, \mu_f) \\
&+ \sum_{\alpha=b, \bar{b}} \left[\frac{A_1^{sc}(\alpha \rightarrow \alpha g)}{\epsilon} + A_0^{sc}(\alpha \rightarrow \alpha g) \right] G_{b/p}(x_1, \mu_f) G_{\bar{b}/p}(x_2, \mu_f) \\
&+ (x_1 \leftrightarrow x_2) \} dx_1 dx_2 - \frac{\alpha_s}{2\pi} C_F \sigma^B,
\end{aligned} \tag{34}$$

where

$$A_1^{sc}(b \rightarrow bg) = A_1^{sc}(\bar{b} \rightarrow \bar{b}g) = C_F(2 \ln \delta_s + 3/2), \tag{35}$$

$$A_0^{sc} = A_1^{sc} \ln\left(\frac{s}{\mu_f^2}\right), \tag{36}$$

$$\tilde{G}_{\alpha(=b, \bar{b})/p}(x, \mu_f) = \sum_{\beta=g, \alpha} \int_x^{1-\delta_s \delta_{\alpha\beta}} \frac{dy}{y} G_{\beta/p}(x/y, \mu_f) \tilde{P}_{\alpha\beta}(y) \tag{37}$$

with

$$\tilde{P}_{\alpha\beta}(y) = P_{\alpha\beta}(y) \ln(\delta_c \frac{1-y}{y} \frac{s}{\mu_f^2}) - P'_{\alpha\beta}(y). \tag{38}$$

The NLO total cross section for $pp \rightarrow H^- W^+$ in the $\overline{\text{MS}}$ factorization scheme is obtained by summing up the Born, virtual, soft, collinear and hard noncollinear contributions. In

terms of the above notations, we have

$$\begin{aligned}\sigma^{NLO} = & \int dx_1 dx_2 \left\{ \left[G_{b/p}(x_1, \mu_f) G_{\bar{b}/p}(x_2, \mu_f) + (x_1 \leftrightarrow x_2) \right] (\hat{\sigma}^B + \hat{\sigma}^V + \hat{\sigma}^S + \hat{\sigma}^{\overline{HC}}) \right\} + \sigma^{coll} \\ & + \sum_{(\alpha=g, \beta=b, \bar{b})} \int dx_1 dx_2 \left[G_{\alpha/p}(x_1, \mu_f) G_{\beta/p}(x_2, \mu_f) + (x_1 \leftrightarrow x_2) \right] \hat{\sigma}^{\overline{C}}(\alpha\beta \rightarrow H^- W^+ + X).\end{aligned}\tag{39}$$

We note that the above expression contains no singularities, for $2A_2^V + A_2^s = 0$ and $2A_1^V + A_1^s + A_1^{sc}(b \rightarrow bg) + A_1^{sc}(\bar{b} \rightarrow \bar{b}g) = 0$. Namely, all the $1/\epsilon^2$ and $1/\epsilon$ terms cancel in σ^{NLO} . The apparent logarithmic δ_s and δ_c dependent terms also cancel with the the hard noncollinear cross section $\hat{\sigma}^{\overline{HC}}$ after numerically integrating over its relevant phase space volume.

IV. MONTE CARLO SIMULATIONS

Based on the work of Ref. [15], we discuss the same signal in the mSUGRA scenario including the NLO QCD effects. In the signal channel, H^- decays leptonically, $H^- \rightarrow \tau^- \bar{\nu}_\tau$ and W^+ decays hadronically, $W^+ \rightarrow q\bar{q}' (q = u, c, q' = d, s)$. For simplicity, we only consider hadronic decays of the τ lepton, $\tau \rightarrow \nu_\tau + \text{hadrons}$. The resulting signature is $2j + \tau_{jet} + \cancel{p}_T$, where the missing transverse momentum \cancel{p}_T is carried away by the two neutrinos, τ_{jet} comes from τ decay and $2j$ come from W boson decay. The transverse mass is defined as:

$$m_\perp = \sqrt{2p_{T, \tau_{jet}} \cancel{p}_T [1 - \cos(\Delta\phi)]},\tag{40}$$

where $\Delta\phi$ is the azimuthal angle between $p_{T, \tau_{jet}}$ and \cancel{p}_T . As pointed out in Ref. [15], the m_\perp distribution will have a peak with the upper edge of the peak given by the mass of the charged Higgs boson. The two light jets can be distinguished by calling them hard (with momentum p_{hj}) and soft (with momentum p_{sj}) according to the larger and smaller value of their transverse momentum p_T , respectively. Our study is performed at parton level, without considering parton showering or hadronization, and the detector effects also not be considered. Event generation is performed with help of PYTHIA v6.206 [24] and TAUOLA v2.7 [25, 26] is used to perform the decay of τ lepton.

The cuts we have used are shown in Table I, which are the same as in Ref. [15] in order to compare our results with theirs. Here the basic cuts define a signal region that corresponds to the sensitive region of a real detector and the additional cuts are used to suppress both

Basic cuts	Additional cuts [all in GeV]
$ \eta_{\tau_{jet}} < 2.5$	$p_{T,\tau_{jet}} > 50, \not{p}_T > 50$
$ \eta_j < 2.5$	$70 < m_{jj} < 90$
$\Delta R_{jj} > 0.4$	$m_{\perp} > 100$
$\Delta R_{\tau_{jet}j} > 0.5$	$p_{T,hj} > 50, p_{T,sj} > 25$
$p_{T,jet} > 20\text{GeV}$	

TABLE I: Basic cuts and additional cuts used

background and detector misidentifications. The dominant irreducible SM background for our signature $2j + \tau_{jet} + \not{p}_T$ comes from $W + 2j$ production with $W \rightarrow \tau\nu_{\tau}$. We use ALPGEN [27] to repeat the background calculations of Ref.[15], and the same results can be obtained. The $W^+ + 2j$ background mainly comes from ug and $\bar{d}g$ initial states, while $W^- + 2j$ background is mainly due to dg and $\bar{u}g$ initial states. Detailed descriptions about the backgrounds and cuts can be found in Ref.[15], and our simulation results will be discussed below.

V. NUMERICAL RESULTS

The arrangement of this part is as follow. First, we present the NLO QCD calculations of both total cross sections and differential cross sections. Then we turn to the simulation results under several groups of cuts and mSUGRA parameters.

A. NLO cross section calculations

In the numerical calculations, we used the following set of SM parameters [28]:

$$\begin{aligned}
\alpha_{ew}(m_W) &= \frac{e^2}{4\pi} = 1/128, m_W = 80.40\text{GeV}, m_Z = 91.1876\text{GeV}, \\
m_t &= 174.2\text{GeV}, m_b(m_b) = 4.2\text{GeV}, \alpha_s(M_Z) = 0.1176, s_W^2 = 0.23122.
\end{aligned} \tag{41}$$

The running QCD coupling $\alpha_s(Q)$ is evaluated at the two-loop order [29] and the CTEQ6M PDF [30] is used throughout this paper to calculate various cross sections, either at the LO or the NLO. As for the factorization and renormalization scales, we always choose $\mu_f = m_{av} = (m_{H^\pm} + m_W)/2$ and $\mu_r = \mu_f$, unless specified otherwise. Moreover, as to the

Yukawa couplings of the bottom quark and top quark, we took the running masses $m_b(Q)$ and $m_t(Q)$ evaluated by the NLO formula [31]:

$$\begin{aligned} m_b(Q) &= U_6(Q, m_t) U_5(m_t, m_b) m_b(m_b), \\ m_t(Q) &= U_6(Q, m_t) m_t(m_t), \end{aligned} \quad (42)$$

with $m_b(m_b) = 4.2\text{GeV}$ [28]. The evolution factor U_f is

$$\begin{aligned} U_f(Q_2, Q_1) &= \left(\frac{\alpha_s(Q_2)}{\alpha_s(Q_1)} \right)^{d^{(f)}} \left[1 + \frac{\alpha_s(Q_1) - \alpha_s(Q_2)}{4\pi} J^{(f)} \right], \\ d^{(f)} &= \frac{12}{33 - 2f}, \quad J^{(f)} = -\frac{8982 - 504f + 40f^2}{3(33 - 2f)^2}, \end{aligned} \quad (43)$$

where f is the number of the active light quarks. We use both the $\overline{\text{MS}}$ and the OS renormalization scheme for top quark in our calculations and find good agreement in these two schemes. We will only show the numerically results in the $\overline{\text{MS}}$ scheme unless specified otherwise.

The values of the MSSM parameters taken in our numerical calculations were constrained within mSUGRA, in which there are only five free input parameters at the grand unification (GUT) scale. They are $m_{1/2}$, m_0 , A_0 , $\tan\beta$, and the sign of μ , where $m_{1/2}$, m_0 , A_0 , μ are, respectively, the universal gaugino mass, scalar mass, the trilinear soft breaking parameter, and the Higgs superfield mass term in the superpotential. Given those parameters, all the MSSM parameters at the weak scale are determined in the mSUGRA scenario by using the program package SPHENO [32].

In Fig. 5, we show the dependence of the NLO QCD predictions on the two arbitrary theoretical cutoff scales δ_s and δ_c , introduced in the two-cutoff phase space slicing method, where we have set $\delta_c = \delta_s/100$ to simplify the study. The NLO total cross section can be separated into two classes of contributions. One is the $2 \rightarrow 2$ rate contributed by the Born level, and the $\mathcal{O}(\alpha_s)$ virtual, soft and hard collinear real emission corrections, denoted as $\hat{\sigma}^B$, $\hat{\sigma}^V$, $\hat{\sigma}^S$, and σ^{coll} in Eq.(39). Another is the $2 \rightarrow 3$ rate contributed by the $\mathcal{O}(\alpha_s)$ hard noncollinear real emission corrections, denoted as $\hat{\sigma}^{\overline{HC}}$ and $\hat{\sigma}^{\overline{C}}$ in Eq.(39). As noted in the previous section, the $2 \rightarrow 2$ and $2 \rightarrow 3$ rates depend individually on δ_s and δ_c , but their sum should not depend on any of the theoretical cutoff scales. This is clearly illustrated in Fig. 5, where σ_{NLO} is almost unchanged for δ_s between 10^{-4} and 10^{-2} , and is about 25.6 fb. Therefore, we take $\delta_s = 10^{-3}$ and $\delta_c = \delta_s/100$ in the numerical calculations below.

Fig. 6 shows the total cross sections for $pp \rightarrow H^-W^+$ at the LHC in both the $\overline{\text{MS}}$ scheme and the OS scheme as a function of m_{H^-} for $\tan\beta = 5, 20$ and 40 , respectively, assuming $m_0 = 150\text{GeV}$, and $A_0 = 300\text{GeV}$. The results in the two schemes are almost the same. The total cross sections decrease with the increasing m_{H^-} . In general, the NLO QCD corrections enhance the total cross sections for small $\tan\beta$, but reduce for large $\tan\beta$.

In Fig. 7, the total cross sections for $pp \rightarrow H^-W^+$ at the LHC are plotted as a function of $\tan\beta$ for two representative values of $m_{1/2}$. When $\tan\beta$ ranges between 5 and 45 , m_{H^-} varies from 290 GeV to 185 GeV , and from 595 GeV to 402 GeV for $m_{1/2} = 160\text{ GeV}$ and 400 GeV , respectively. From Fig. 7 we can clearly see that the total cross sections increase with the increasing $\tan\beta$ and decrease with the increasing $m_{1/2}$. For large $\tan\beta (> 40)$ and $m_{1/2} = 160\text{ GeV}$, the LO and the NLO total cross sections can be over 100 fb .

Fig. 8 gives the dependence of the K factor (defined as the ratio of the NLO total cross sections to the LO ones in the $\overline{\text{MS}}$ scheme) on m_{H^-} for H^-W^+ production, based on the results in Fig. 6. It can be seen that the results in the two schemes are in good agreement. For instance, the difference of the K factors in the two schemes is within 4% for $\tan\beta = 5$ and less than 2% for $\tan\beta = 20$ and 40 . In general, the K factor decreases with the increasing m_{H^-} . For $\tan\beta = 5$, the K factors can increase to 1.1 when $m_{H^-} < 400\text{ GeV}$. While for $\tan\beta = 20$ and 40 , the K factors decrease below 0.9 when $m_{H^-} > 500\text{ GeV}$.

Figs. 9 shows the dependence of the total cross sections for $pp \rightarrow H^-W^+$ production at the LHC on the renormalization scale (μ_r) and the factorization scale (μ_f), with $\mu_r = \mu_f$. We defined R as the ratio of the cross sections (LO, NLO) to their values at central scale, $\mu_r = \mu_f = m_{av} = (m_{H^\pm} + m_W)/2$, always assuming $\mu_r = \mu_f$ for simplicity. For three values of $\tan\beta$, the scale dependence of the NLO total cross sections reduced when going from LO to NLO in both the $\overline{\text{MS}}$ and the OS scheme. For example, in the $\overline{\text{MS}}$ scheme, the ratio R at the LO vary from 0.78 to 1.03 when $\mu_r = \mu_f$ ranges between $0.2m_{av}$ and $5m_{av}$, while the NLO ones vary from 0.98 to 1.08 , for $\tan\beta = 40$.

Fig. 10 shows the differential cross sections as the functions of the transverse momentum p_T of the H^- and the W^+ in the associated production of the H^-W^+ pairs at the LHC. In case (1), the NLO QCD corrections can enhance and reduce the differential cross sections in the medium p_T region of the W^+ and the H^- , respectively, and are negligible small in both the high and the low p_T region. In case (2), the NLO QCD corrections reduce the differential cross section significantly in the medium p_T region of the H^- , otherwise the

NLO QCD corrections can be neglected.

In Fig. 11 we display the differential cross sections as the functions of the invariant mass $M_{H^-W^+}$ of the H^-W^+ pairs produced at the LHC. In case (1), the NLO QCD corrections enhance the LO differential cross sections more, which can reach 10%, in the medium values of the $M_{H^-W^+}$, but are negligible small in both the high and the low values of the $M_{H^-W^+}$. In case (2), the NLO QCD corrections reduce the LO differential cross sections in the high values of the $M_{H^-W^+}$, while the corrections are relatively small in the low values of the $M_{H^-W^+}$.

Note that our numerical results of the NLO QCD corrections to the total cross sections are different from the ones given in Ref. [10], where the corrections are always negative and the magnitude can reach 30%. We also used the same parameters as in Ref. [10] to compare with their results, but our results are still different from theirs.

B. Simulation results

Our simulation results for the relevant distributions are shown in Figs. 12-16, which include the distributions of the m_T , the p_T for all jets and the missing transverse momentum for the signal and backgrounds after the basic cuts, assuming: (1) $m_0 = 200\text{ GeV}$, $m_{1/2} = 147\text{ GeV}$, $A_0 = 200\text{ GeV}$, $\tan\beta = 50$ and $\mu > 0$; (2) $m_0 = 320\text{ GeV}$, $m_{1/2} = 400\text{ GeV}$, $A_0 = 300\text{ GeV}$, $\tan\beta = 50$ and $\mu > 0$. In case (1) of those figures, the NLO QCD corrections can be neglected for all the distributions, but in case (2), the NLO QCD corrections reduce the LO results significantly, which can reach above 10% in some region of the distributions. It can be seen that the additional cuts introduced at the LO still work well when including the NLO QCD effects.

In the following calculations of the total cross sections the additional cuts are used. Moreover, an integrated luminosity of 300 fb^{-1} and a τ detection efficiency of 30% are taken to calculate the significance S/\sqrt{B} . The total cross sections for the backgrounds from the final state $W^+ + 2j$ and $W^- + 2j$ are about 32 fb and 25 fb, respectively. Now, we add the cross sections of the H^-W^+ and the H^+W^- production together, as well as for the backgrounds. Tables II and III show some representative results of the cross sections and the significance, where we can see that the significance can reach above 20 for $\tan\beta = 50$ and $m_{H^\pm} = 175\text{ GeV}$.

Parameter	Integrated cross section (fb)			
		Signal	Background	S/\sqrt{B}
$m_{H^-} = 175\text{GeV}$	LO	17.6	57	22.1
	NLO	17.2	57	21.6
$m_{H^-} = 345\text{GeV}$	LO	2.12	57	2.66
	NLO	1.84	57	2.31
$m_{H^-} = 630\text{GeV}$	LO	0.34	57	0.43
	NLO	0.28	57	0.35

TABLE II: Results under several groups of m_{H^-} value, assuming $m_0 = A_0 = 200$ GeV, and $\tan\beta = 50$.

Parameter	Integrated cross section (fb)			
		Signal	Background	S/\sqrt{B}
$\tan \beta = 20$	LO	0.46	57	0.58
	NLO	0.42	57	0.53
$\tan \beta = 40$	LO	4.60	57	5.78
	NLO	4.34	57	5.45
$\tan \beta = 50$	LO	17.7	57	22.3
	NLO	16.7	57	21.0

TABLE III: Results under several groups of $\tan\beta$ value, assuming $m_0 = A_0 = 200$ GeV, and $m_{1/2} = 150$ GeV. The three $\tan\beta$ values correspond to $m_{H^\pm} = 282$ GeV, 224 GeV and 178 GeV from top to bottom, respectively.

Figs. 17 and 18 show the dependence of the cross sections on m_{H^-} mass and $\tan\beta$, respectively. In general, the NLO QCD corrections reduce the cross sections in most of the parameter space, and their magnitude can be larger than 10%. The horizontal lines in the figures correspond to the total cross sections required for $S/\sqrt{B} = 5$. It can be seen that at the LO the signal can be detected at a 5σ level for $\tan\beta \gtrsim 40$ and $m_{1/2} = 150$ GeV, and for $100 \text{ GeV} \lesssim m_{H^-} \lesssim 250 \text{ GeV}$ and $\tan\beta = 50$, respectively. And the NLO QCD corrections have small effects on the above results. Some of our results are different from those given in Ref. [15] mainly due to the difference between the mSUGRA scenario and the one used in

Ref. [15].

VI. CONCLUSIONS

In conclusion, we have calculated the NLO QCD corrections to the inclusive total cross sections of the $H^\mp W^\pm$ pairs produced at the LHC through $b\bar{b}$ annihilation in the MSSM. The NLO QCD corrections can either enhance or reduce the total cross sections, but they generally efficiently reduce the dependence of the total cross sections on the renormalization/factorization scale. The magnitude of the NLO QCD corrections is about 10% in most of the parameter space and can reach 15% in some parameter region. Finally, we give some discussion on the $H^\mp W^\pm \rightarrow 2j + \tau_{jet} + \cancel{p}_T$ signal including the NLO QCD effects, and find an observable signal at a 5σ level in some region of the mSUGRA parameter space.

Acknowledgments

This work was supported in part by the National Natural Science Foundation of China, under Grants No.10421503, No.10575001 and No.10635030 and the Key Grant Project of Chinese Ministry of Education under Grant No.305001.

APPENDIX

In this appendix, we give the relevant Feynman rules and the form factors for the virtual amplitude. First we give the relevant Feynman rules.

1. $h^0(H^0) - b - \bar{b} : \quad \mathcal{A}_{1(2)}m_b$

$$\mathcal{A}_1 = \frac{ie\delta_{ij}s_\alpha}{2c_\beta M_W s_W}, \quad \mathcal{A}_2 = \frac{-ie\delta_{ij}c_\alpha}{2c_\beta M_W s_W},$$

where α is the mixing angle in the CP even neutral Higgs boson sector. Here we use the abbreviations $s_\alpha = \sin \alpha$, $s_\beta = \sin \beta$ and so on.

2. $A^0 - b - \bar{b} : \quad \mathcal{A}_3 m_b \gamma_5$

$$\mathcal{A}_3 = \frac{-e\delta_{ij}t_\beta}{2M_W s_W}.$$

$$3. h^0(H^0, A^0) - W^- - H^+ : \quad \mathcal{F}_{1(2,3)}(p_{h^0(H^0, A^0)} - p_{H^+})^\mu$$

$$\mathcal{F}_1 = \frac{ie c_{\beta-\alpha}}{2s_W}, \quad \mathcal{F}_2 = -\frac{ie s_{\beta-\alpha}}{2s_W}, \quad \mathcal{F}_3 = \frac{e}{2s_W}.$$

Here we define the ingoing four-momenta to be positive.

$$4. b - \bar{t} - H^+ : \quad \mathcal{G}_1 P_L + \mathcal{G}_2 P_R$$

$$\mathcal{G}_1 = \frac{ie \delta_{ij} m_t}{\sqrt{2} M_W s_W t_\beta}, \quad \mathcal{G}_2 = \frac{ie \delta_{ij} m_b t_\beta}{\sqrt{2} M_W s_W}.$$

Here and below, we assume the third generation CKM matrix element V_{tb} equal to 1.

$$5. \bar{b} - t - W^- : \quad \mathcal{G}_3 \gamma^\mu P_L$$

$$\mathcal{G}_3 = \frac{-ie}{\sqrt{2} s_W}.$$

Below we collect the explicit expressions of the nonzero form factors in Eq.(10). For simplicity, we introduce the following abbreviations for the Passarino-Veltman two-point integrals $B_{i(j)}$, three-point integrals $C_{i(j)}$ and four-point integrals $D_{i(j)}$, which are defined similar to Ref. [17] except that we take internal masses squared as arguments:

$$B_{i(j)}^a = B_{i(j)}(s, 0, 0),$$

$$B_{i(j)}^b = B_{i(j)}(t, 0, m_t^2),$$

$$C_{i(j)}^a = C_{i(j)}(M_{H^-}^2, 0, t, m_t^2, 0, 0),$$

$$C_{i(j)}^b = C_{i(j)}(M_W^2, 0, t, m_t^2, 0, 0),$$

$$C_{i(j)}^c = C_{i(j)}(0, s, 0, 0, 0, 0),$$

$$C_{i(j)}^d = C_{i(j)}(0, t, M_{H^-}^2, 0, 0, m_t^2),$$

$$C_{i(j)}^e = C_{i(j)}(0, t, M_W^2, 0, 0, m_t^2),$$

$$D_{i(j)} = D_{i(j)}(M_W^2, s, 0, t, M_{H^-}^2, 0, m_t^2, 0, 0, 0).$$

Most of the above functions contain IR singularities. Since all the Passarino-Veltman integrals can be written as a combination of the scalar functions A_0, B_0, C_0 and D_0 , we present here the explicit expressions for the C_0 and D_0 functions, which contain the IR divergences and were used in our calculations:

$$C_0^c = \frac{C_\epsilon}{s} \left[\frac{1}{\epsilon^2} - \frac{\pi^2}{3} \right],$$

$$C_0^a = C_0^d = \frac{C_\epsilon}{t - M_{H^-}^2} \left[\frac{1}{\epsilon} \ln \frac{m_t^2 - M_{H^-}^2}{m_t^2 - t} + \text{Li} \left(\frac{M_{H^-}^2}{M_{H^-}^2 - m_t^2} \right) - \text{Li} \left(\frac{t}{t - m_t^2} \right) \right. \\ \left. - \frac{1}{2} \ln^2(m_t^2 - M_{H^-}^2) + \frac{1}{2} \ln^2(m_t^2 - t) + \ln s \ln \frac{m_t^2 - M_{H^-}^2}{m_t^2 - t} \right],$$

$$\begin{aligned}
C_0^e &= C_0^b = C_0^a(M_W^2 \leftrightarrow M_{H^-}^2), \\
D_0 &= \frac{C_\epsilon}{s(t-m_t^2)} \left[\frac{1}{\epsilon^2} - \frac{1}{\epsilon} \ln \frac{(t-m_t^2)^2}{(m_t^2-M_{H^-}^2)(m_t^2-M_W^2)} \right. \\
&\quad - \ln s \ln \frac{(t-m_t^2)^2}{(m_t^2-M_{H^-}^2)(m_t^2-M_W^2)} - 2\text{Li} \left(1 + \frac{m_t^2-M_W^2}{t-m_t^2} \right) - 2\text{Li} \left(1 + \frac{m_t^2-M_{H^-}^2}{t-m_t^2} \right) \\
&\quad - \text{Li} \left[1 + \frac{(m_t^2-M_{H^-}^2)(m_t^2-M_W^2)}{sm_t^2} \right] - \frac{1}{2} \ln^2 \left(\frac{s}{m_t^2} \right) + 2 \ln s \ln \left(\frac{t-m_t^2}{m_t^2} \right) \\
&\quad \left. - \ln(m_t^2-M_{H^-}^2) \ln \left(\frac{m_t^2-M_{H^-}^2}{m_t^2} \right) - \ln(m_t^2-M_W^2) \ln \left(\frac{m_t^2-M_W^2}{m_t^2} \right) \right],
\end{aligned}$$

where $C_\epsilon = (4\pi\mu_r^2/s)^\epsilon \Gamma(1-\epsilon)/\Gamma(1-2\epsilon)$. For diagrams(a)-(f) in Fig.2, we get the form factors as following, respectively,

$$\begin{aligned}
f_5^a &= f_6^a = f_9^a = f_{10}^a = C_F \delta_{ij} \frac{\alpha_s}{4\pi} \frac{e^2 m_b s_\alpha c_{\beta-\alpha}}{c_\beta M_W s_W^2 (s-m_{h^0}^2)} [(C_0^c + C_1^c + C_2^c)s - 2B_0^a], \\
f_5^b &= f_6^b = f_9^b = f_{10}^b = C_F \delta_{ij} \frac{\alpha_s}{4\pi} \frac{e^2 m_b c_\alpha s_{\beta-\alpha}}{c_\beta M_W s_W^2 (s-m_{H^0}^2)} [(C_0^c + C_1^c + C_2^c)s - 2B_0^a], \\
f_5^c &= f_9^c = -f_6^c = -f_{10}^c = C_F \delta_{ij} \frac{\alpha_s}{4\pi} \frac{e^2 m_b t_\beta}{M_W s_W^2 (s-m_{A^0}^2)} [(C_0^c + C_1^c + C_2^c)s - 2B_0^a], \\
f_2^d &= -C_F \delta_{ij} \frac{\alpha_s}{2\pi} \frac{e}{\sqrt{2}s_W(t-m_t^2)^2} (2m_t a)(tB_1^b - m_t^2 B_0^b), \\
f_9^d &= 2f_3^d = -C_F \delta_{ij} \frac{\alpha_s}{2\pi} \frac{e}{\sqrt{2}s_W(t-m_t^2)^2} (-2b)[m_t^2(B_1^b - 3B_0^b) + t(B_0^b + B_1^b)], \\
f_2^e &= C_F \delta_{ij} \frac{\alpha_s}{4\pi} \frac{e}{\sqrt{2}s_W(t-m_t^2)} (am_t) [4B_0^b + 2(M_{H^-}^2 - t)C_1^d + 2(2M_{H^-}^2 - t)C_2^d], \\
f_9^e &= 2f_3^e = C_F \delta_{ij} \frac{\alpha_s}{4\pi} \frac{e}{\sqrt{2}s_W(t-m_t^2)} (-2b) [4B_0^b + 2(M_{H^-}^2 - t)C_1^d + 2(2M_{H^-}^2 - m_t^2)C_2^d], \\
f_2^f &= C_F \delta_{ij} \frac{\alpha_s}{4\pi} \frac{e}{\sqrt{2}s_W(t-m_t^2)} (2am_t) [2C_{00}^e + M_W^2(C_2^e + C_{22}^e) + (M_W^2 - t)(C_1^e + C_{12}^e)], \\
f_3^f &= C_F \delta_{ij} \frac{\alpha_s}{4\pi} \frac{e}{\sqrt{2}s_W(t-m_t^2)} (-2b) [2C_{00}^e + M_W^2(C_2^e + C_{22}^e) + (M_W^2 - t)(C_1^e + C_{12}^e)], \\
f_9^f &= C_F \delta_{ij} \frac{\alpha_s}{4\pi} \frac{e}{\sqrt{2}s_W(t-m_t^2)} (-4b) [2C_{00}^e + M_W^2(C_1^e + C_2^e + C_{12}^e + C_{22}^e) - m_t^2 C_1^e], \\
f_{12}^f &= C_F \delta_{ij} \frac{\alpha_s}{4\pi} \frac{e}{\sqrt{2}s_W(t-m_t^2)} C_{12}^e,
\end{aligned}$$

where a,b are abbreviations for

$$a = \frac{em_t}{\sqrt{2}M_W s_W t_\beta}, \quad b = \frac{em_b t_\beta}{\sqrt{2}M_W s_W}.$$

For the box diagram(g) in Fig.2, we find

$$\begin{aligned}
f_2^{box} &= C_F \delta_{ij} \frac{\alpha_s}{4\pi} \frac{e}{\sqrt{2}s_W} (-2m_t a) \{ [-2D_{00} - M_W^2(D_{11} + D_{13} + D_1 + D_3) \\
&\quad - M_{H^-}^2(D_2 + D_3 + D_{22} + D_{23})] - (D_{12} + D_{13} + D_{23} + D_{33})t - (D_{12} + D_0 + D_1 + D_2)u \}, \\
f_3^{box} &= C_F \delta_{ij} \frac{\alpha_s}{4\pi} \frac{e}{\sqrt{2}s_W} (-2b) D_3 s, \\
f_5^{box} &= C_F \delta_{ij} \frac{\alpha_s}{4\pi} \frac{e}{\sqrt{2}s_W} (4b) [-C_0^a + M_W^2(D_0 + D_1 + D_2 + D_3) - D_2 s], \\
f_8^{box} &= C_F \delta_{ij} \frac{\alpha_s}{4\pi} \frac{e}{\sqrt{2}s_W} (-2m_t a) [-2(D_0 + D_1 + 2D_2 + D_3 + D_{12} + D_{22} + D_{23})],
\end{aligned}$$

$$\begin{aligned}
f_9^{box} &= C_F \delta_{ij} \frac{\alpha_s}{4\pi} \frac{e}{\sqrt{2}s_W} (4b) \left[C_2^b - C_0^a + M_W^2 (D_0 + D_1) + (t + u - M_{H^-}^2) D_2 + (t + u) D_3 \right], \\
f_{12}^{box} &= C_F \delta_{ij} \frac{\alpha_s}{4\pi} \frac{e}{\sqrt{2}s_W} (-2m_t a) \left[-2(D_2 + D_3 + D_{12} + D_{13} + D_{22} + 2D_{23} + D_{33}) \right].
\end{aligned}$$

-
- [1] P. W. Higgs, Phys. Lett. **12**, 132 (1964); F. Englert and R. Brout, Phys. Rev. Lett. **13**, 321 (1964); G. S. Guralnik, C. R. Hagen, and T. W. B. Kibble, Phys. Rev. Lett. **13**, 585 (1964); P. W. Higgs, Phys. Rev. **145**, 1156 (1966).
 - [2] H. P. Nilles, Phys. Rept. **110**, 1 (1984); H. E. Haber and G. L. Kane, Phys. Rept. **117**, 75 (1985); A. B. Lahanas and D. V. Nanopoulos, Phys. Rept. **145**, 1 (1987).
 - [3] A. C. Bawa, C. S. Kim, and A. D. Martin, Z. Phys. **C47**, 75 (1990); L. G. Jin, C. S. Li, R. J. Oakes, and S. H. Zhu, Eur. Phys. J. **C14**, 91 (2000); T. Plehn, Phys. Rev. **D67**, 014018 (2003); S.-h. Zhu, Phys. Rev. **D67**, 075006 (2003); E. L. Berger, T. Han, J. Jiang, and T. Plehn, Phys. Rev. **D71**, 115012 (2005); N. Kidonakis, PoS **HEP2005**, 336 (2006); Y.-B. Liu and J.-F. Shen (2007), arXiv:0704.0840 [hep-ph].
 - [4] S. Moretti and K. Odagiri, Phys. Rev. **D55**, 5627 (1997).
 - [5] S. Hesselbach, S. Moretti, J. Rathsman, and A. Sopczak (2007), arXiv:0708.4394 [hep-ph].
 - [6] E. Eichten, I. Hinchliffe, K. D. Lane, and C. Quigg, Rev. Mod. Phys. **56**, 579 (1984); N. G. Deshpande, X. Tata, and D. A. Dicus, Phys. Rev. **D29**, 1527 (1984); A. Krause, T. Plehn, M. Spira, and P. M. Zerwas, Nucl. Phys. **B519**, 85 (1998); A. A. Barrientos Bendezu and B. A. Kniehl, Nucl. Phys. **B568**, 305 (2000); O. Brein and W. Hollik, Eur. Phys. J. **C13**, 175 (2000).
 - [7] D. A. Dicus, J. L. Hewett, C. Kao, and T. G. Rizzo, Phys. Rev. **D40**, 787 (1989).
 - [8] A. A. Barrientos Bendezu and B. A. Kniehl, Phys. Rev. **D63**, 015009 (2001); O. Brein, W. Hollik, and S. Kanemura, Phys. Rev. **D63**, 095001 (2001).
 - [9] Y.-S. Yang, C.-S. Li, L.-G. Jin, and S. H. Zhu, Phys. Rev. **D62**, 095012 (2000).
 - [10] W. Hollik and S.-h. Zhu, Phys. Rev. **D65**, 075015 (2002).
 - [11] J. Zhao, C. S. Li, and Q. Li, Phys. Rev. **D72**, 114008 (2005).
 - [12] Z. Bern, A. De Freitas, L. J. Dixon, and H. L. Wong, Phys. Rev. **D66**, 085002 (2002).
 - [13] J. R. Ellis, D. V. Nanopoulos, and K. A. Olive, Phys. Lett. **B508**, 65 (2001).
 - [14] M. A. G. Aivazis, J. C. Collins, F. I. Olness, and W.-K. Tung, Phys. Rev. **D50**, 3102 (1994); J. C. Collins, Phys. Rev. **D58**, 094002 (1998); M. Kramer, F. I. Olness, and D. E. Soper, Phys. Rev. **D62**, 096007 (2000).
 - [15] D. Eriksson, S. Hesselbach, and J. Rathsman (2006), hep-ph/0612198.

- [16] M. Drees and S. P. Martin (1995), hep-ph/9504324.
- [17] A. Denner, Fortschr. Phys. **41**, 307 (1993).
- [18] G. Altarelli, R. K. Ellis, and G. Martinelli, Nucl. Phys. **B157**, 461 (1979).
- [19] B. W. Harris and J. F. Owens, Phys. Rev. **D65**, 094032 (2002).
- [20] J. C. Collins, D. E. Soper, and G. Sterman, Nucl. Phys. **B261**, 104 (1985); G. T. Bodwin, Phys. Rev. **D31**, 2616 (1985).
- [21] G. Altarelli and G. Parisi, Nucl. Phys. **B126**, 298 (1977).
- [22] R. K. Ellis, D. A. Ross, and A. E. Terrano, Nucl. Phys. **B178**, 421 (1981); Z. Kunszt and D. E. Soper, Phys. Rev. **D46**, 192 (1992); M. L. Mangano, P. Nason, and G. Ridolfi, Nucl. Phys. **B373**, 295 (1992).
- [23] W. Beenakker, R. Hopker, M. Spira, and P. M. Zerwas, Nucl. Phys. **B492**, 51 (1997).
- [24] T. Sjostrand, L. Lonnblad, and S. Mrenna (2001), hep-ph/0108264.
- [25] S. Jadach, J. H. Kuhn, and Z. Was, Comput. Phys. Commun. **64**, 275 (1990).
- [26] P. Golonka et al., Comput. Phys. Commun. **174**, 818 (2006).
- [27] M. L. Mangano, M. Moretti, F. Piccinini, R. Pittau, and A. D. Polosa, JHEP **07**, 001 (2003).
- [28] W. M. Yao et al. (Particle Data Group), J. Phys. **G33**, 1 (2006).
- [29] S. G. Gorishnii, A. L. Kataev, S. A. Larin, and L. R. Surguladze, Mod. Phys. Lett. **A5**, 2703 (1990); S. G. Gorishnii, A. L. Kataev, S. A. Larin, and L. R. Surguladze, Phys. Rev. **D43**, 1633 (1991); A. Djouadi, M. Spira, and P. M. Zerwas, Z. Phys. **C70**, 427 (1996); A. Djouadi, J. Kalinowski, and M. Spira, Comput. Phys. Commun. **108**, 56 (1998); M. Spira, Fortsch. Phys. **46**, 203 (1998).
- [30] J. Pumplin et al., JHEP **07**, 012 (2002).
- [31] M. S. Carena, D. Garcia, U. Nierste, and C. E. M. Wagner, Nucl. Phys. **B577**, 88 (2000).
- [32] W. Porod, Comput. Phys. Commun. **153**, 275 (2003).

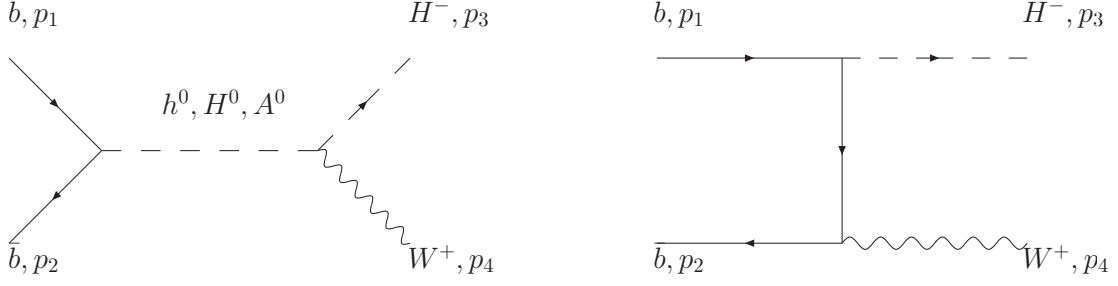


FIG. 1: Leading order Feynman diagrams for $b\bar{b} \rightarrow H^- W^+$.

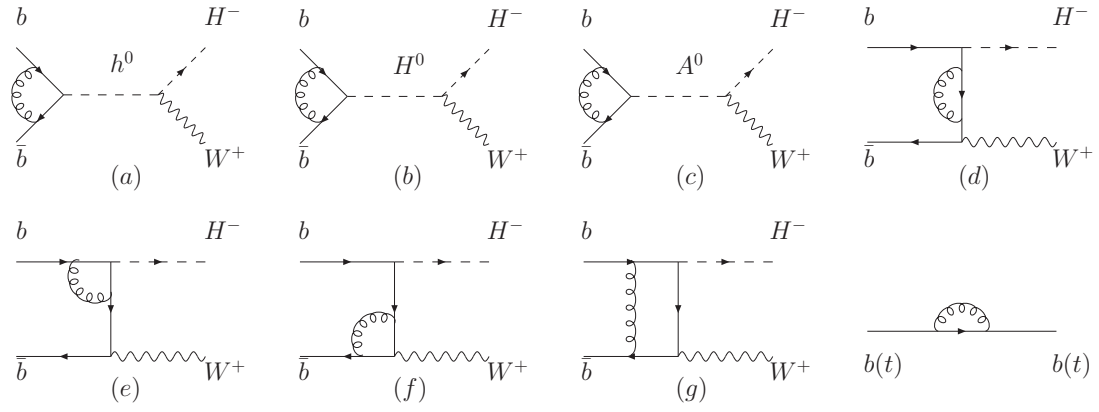


FIG. 2: One-loop virtual Feynman diagrams for $b\bar{b} \rightarrow H^- W^+$.

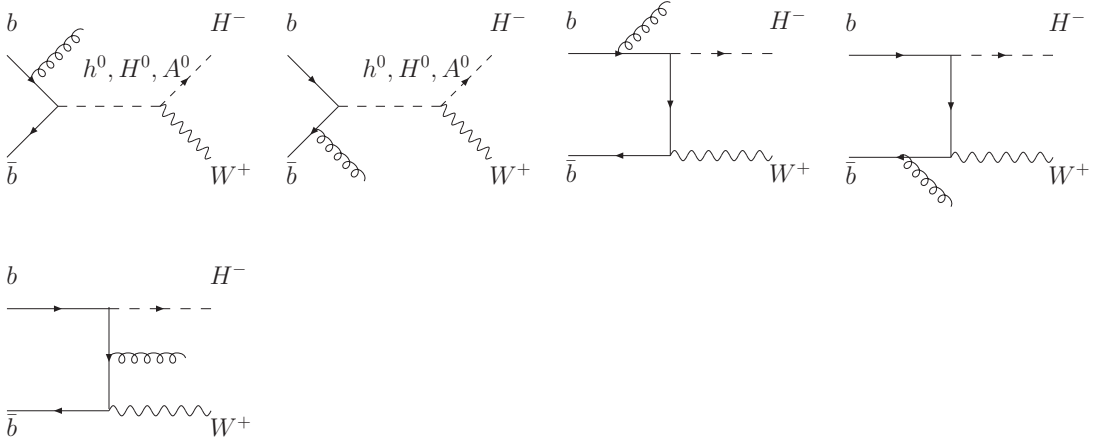


FIG. 3: Feynman diagrams for the real gluon emission contributions.

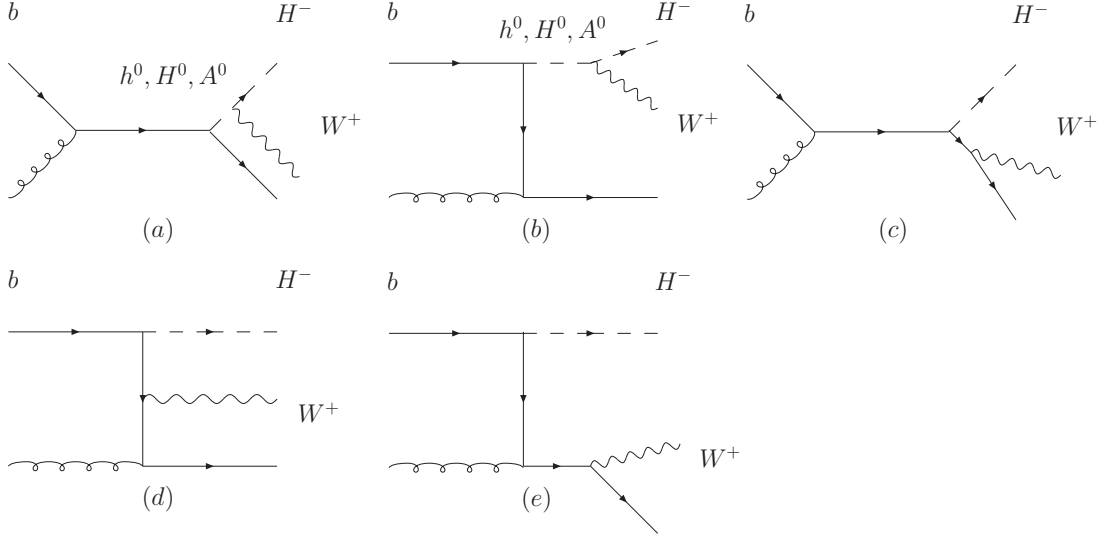


FIG. 4: Feynman diagrams for the emission of a massless bottom quark contribution.

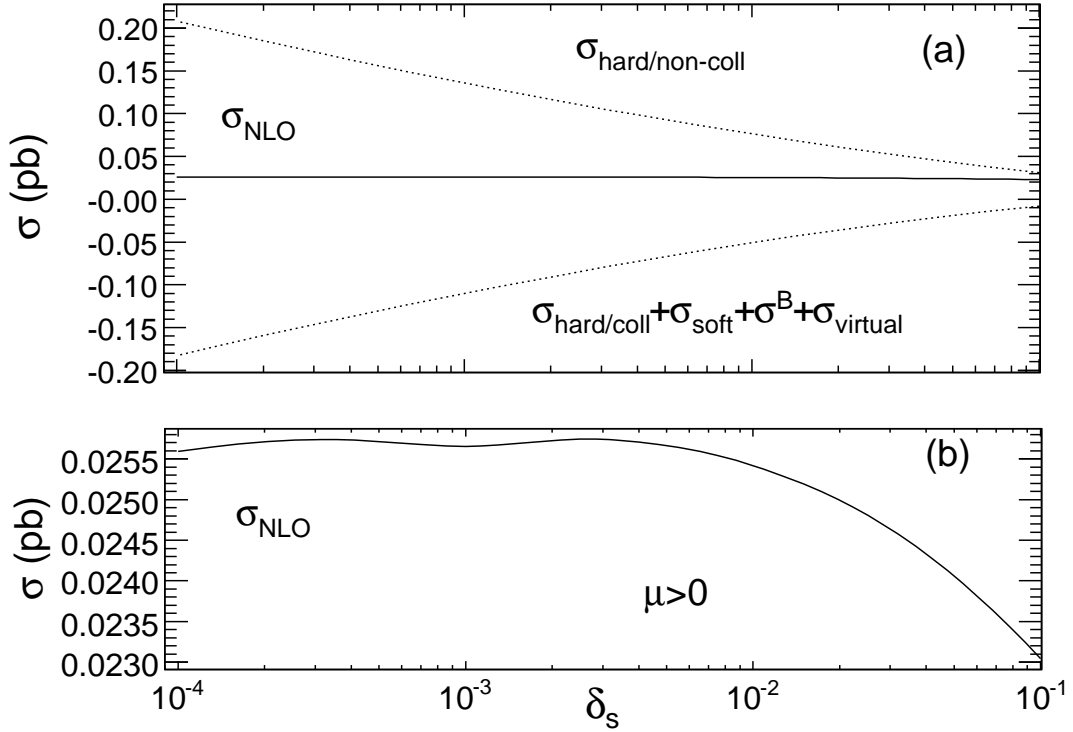


FIG. 5: Dependence of the NLO total cross sections for the $H^- W^+$ production at the LHC on the theoretical cutoff scale δ_s with $\delta_c = \delta_s/100$, assuming the mSUGRA model with $m_0 = 150$ GeV, $m_{1/2} = 300$ GeV, $A_0 = 300$ GeV, $\tan \beta = 40$ and $\mu > 0$.

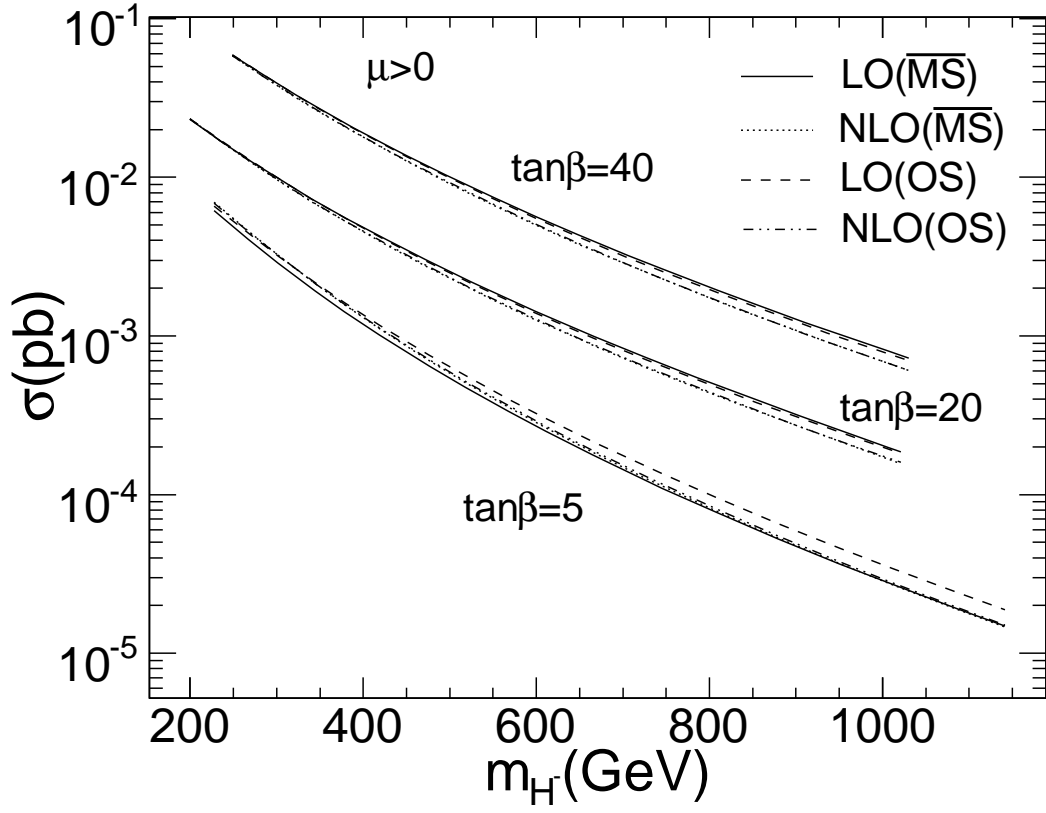


FIG. 6: Dependence of the total cross sections for the H^-W^+ production at the LHC on m_{H^-} , assuming $m_0 = 150$ GeV, and $A_0 = 300$ GeV.

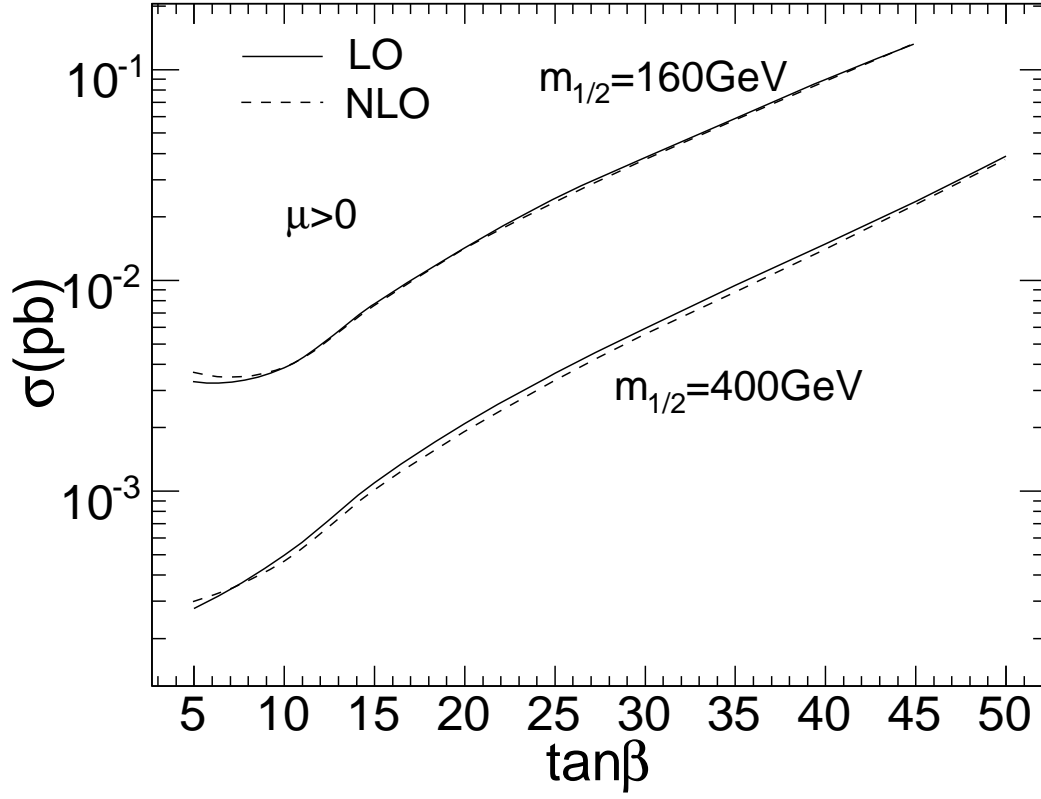


FIG. 7: Dependence of the total cross sections for the H^-W^+ production at the LHC on $\tan\beta$, assuming $m_0 = 150$ GeV, and $A_0 = 300$ GeV.

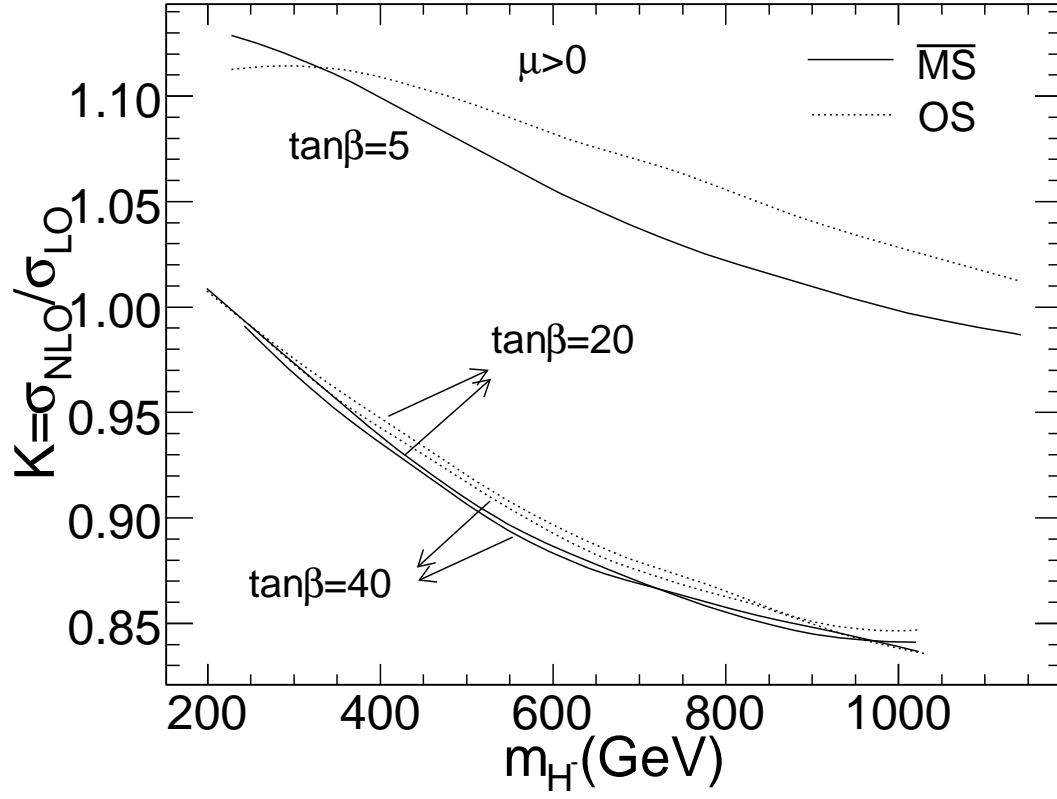


FIG. 8: Dependence of the K factor for the H^-W^+ production at the LHC on m_{H^-} , assuming $m_0 = 150$ GeV, and $A_0 = 300$ GeV.

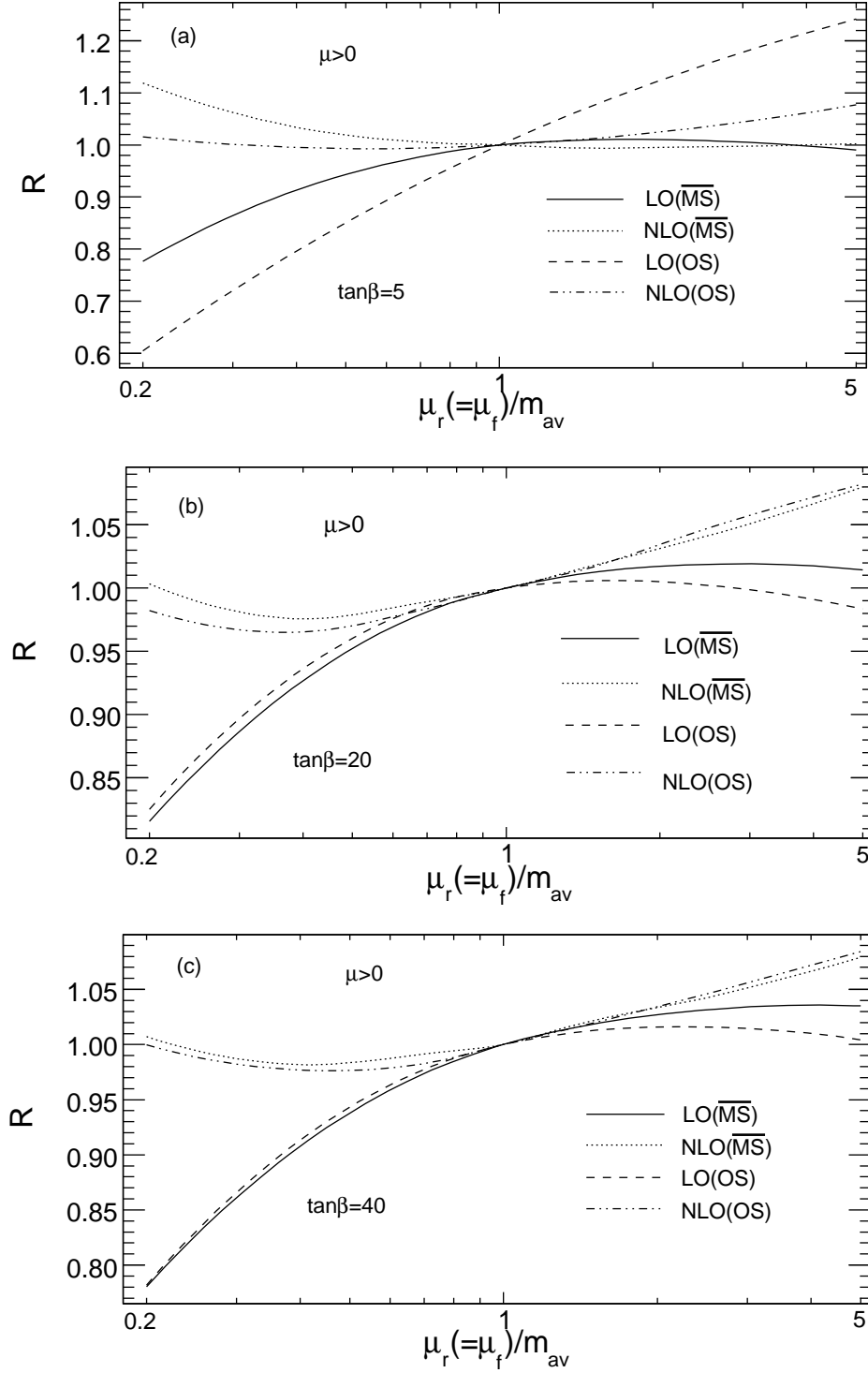


FIG. 9: Dependence of the ratio R on the renormalization/factorization scale ($\mu_r = \mu_f$) for the $H^- W^+$ production at the LHC, assuming: (a) $m_0 = 150$ GeV, $m_{1/2} = 170$ GeV, $A_0 = 300$ GeV, and $\tan\beta = 5$; (b) $m_0 = 150$ GeV, $m_{1/2} = 300$ GeV, $A_0 = 300$ GeV, and $\tan\beta = 20$; (c) $m_0 = 150$ GeV, $m_{1/2} = 300$ GeV, $A_0 = 300$ GeV, and $\tan\beta = 40$.

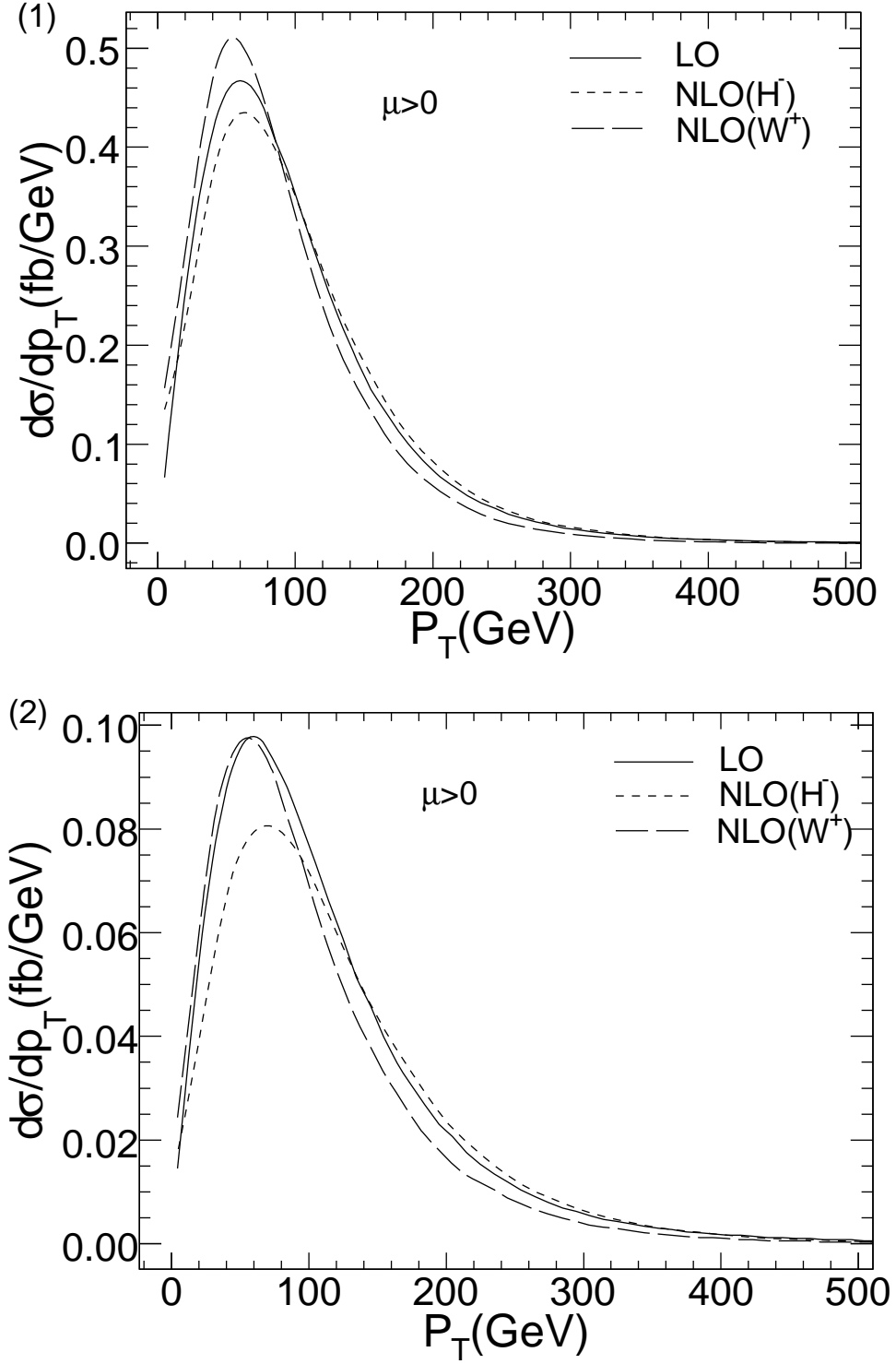


FIG. 10: Differential cross sections in the transverse momentum (p_T) of the H^- and the W^+ bosons, for the H^-W^+ production at the LHC, assuming: (1) $m_0 = 200$ GeV, $m_{1/2} = 180$ GeV, $A_0 = 250$ GeV, and $\tan \beta = 40$; (2) $m_0 = 150$ GeV, $m_{1/2} = 400$ GeV, $A_0 = 300$ GeV, and $\tan \beta = 40$.

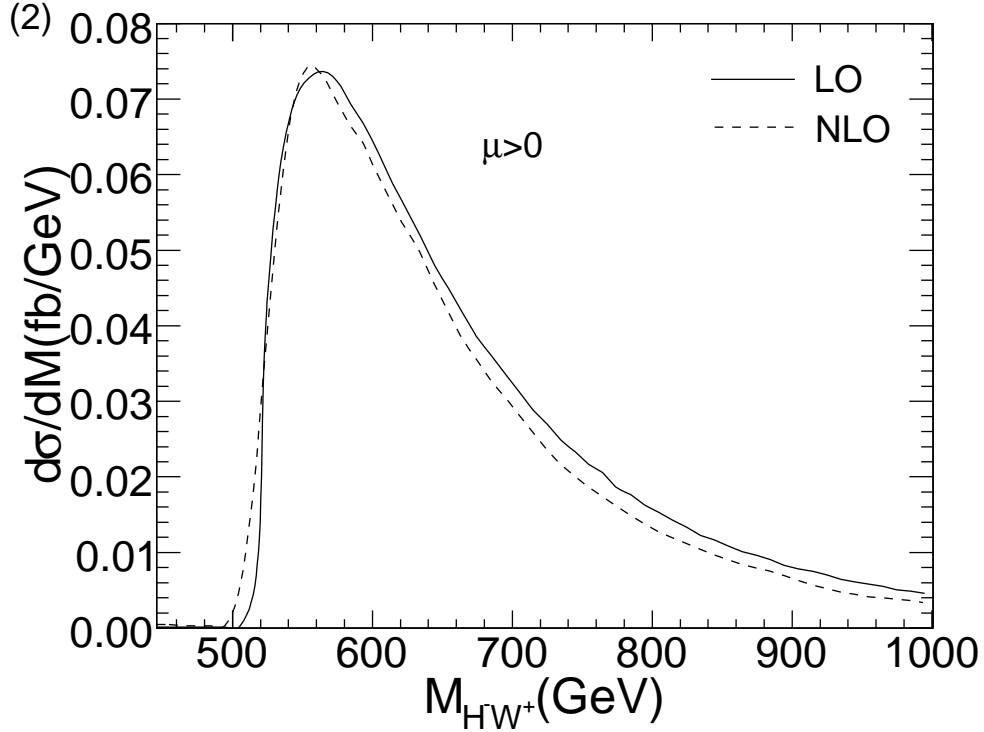
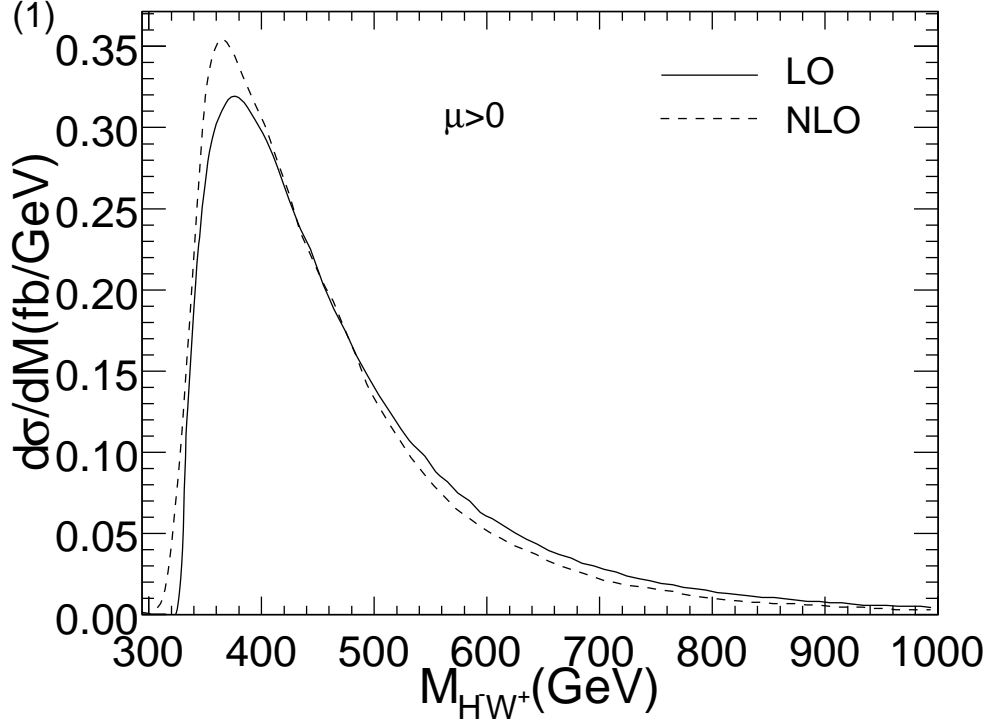


FIG. 11: Differential cross sections in the invariant mass ($M_{H^-W^+}$), for the H^-W^+ production at the LHC, assuming: (1) $m_0 = 200$ GeV, $m_{1/2} = 180$ GeV, $A_0 = 250$ GeV, and $\tan\beta = 40$; (2) $m_0 = 150$ GeV, $m_{1/2} = 400$ GeV, $A_0 = 300$ GeV, and $\tan\beta = 40$.

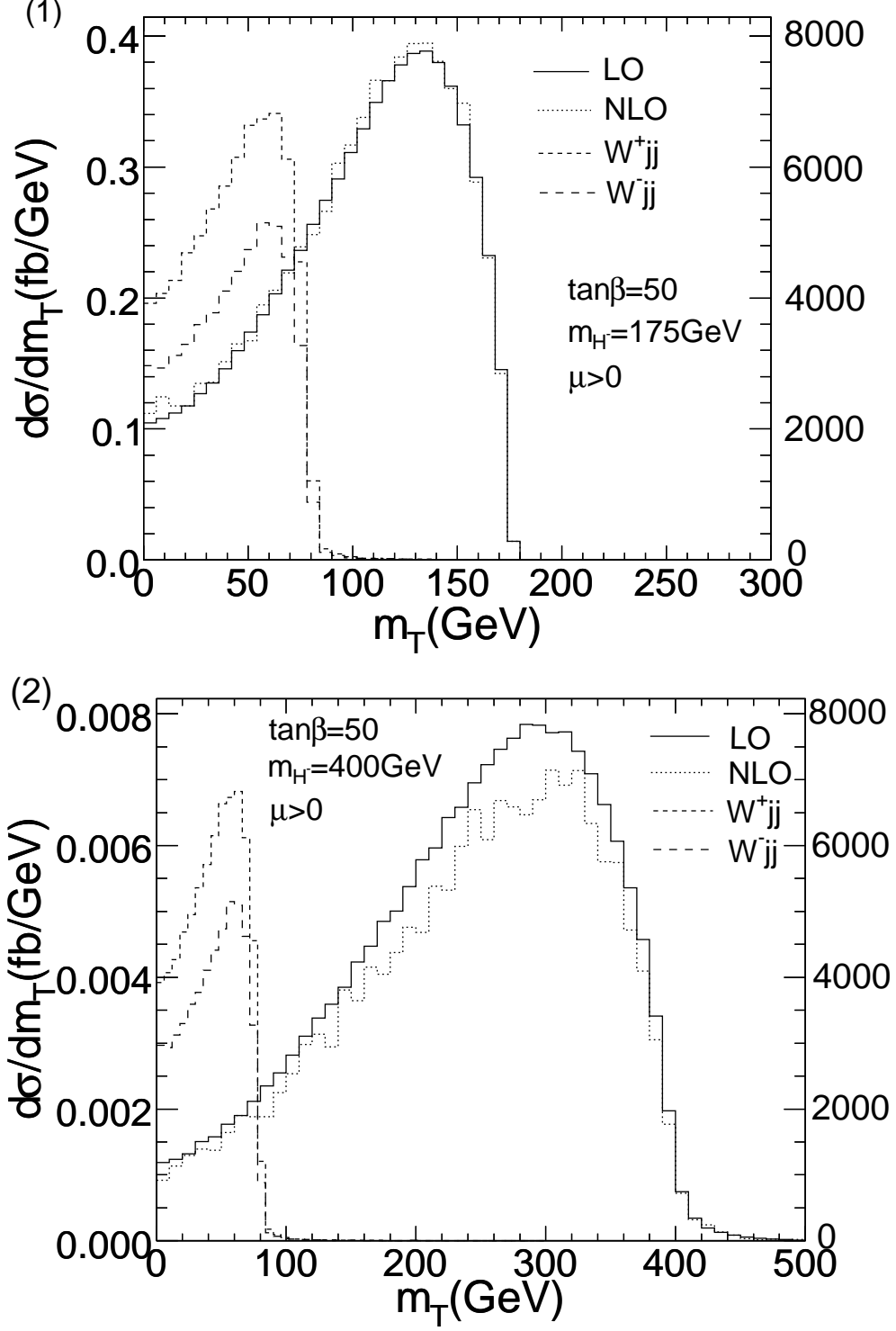


FIG. 12: m_T distributions for the signal and backgrounds after basic cuts, assuming: (1) $m_0 = 200$ GeV, $m_{1/2} = 147$ GeV, and $A_0 = 200$ GeV; (2) $m_0 = 320$ GeV, $m_{1/2} = 400$ GeV, and $A_0 = 300$ GeV. The left axis scale is for the cross section of the signal, while the right one is for the backgrounds.

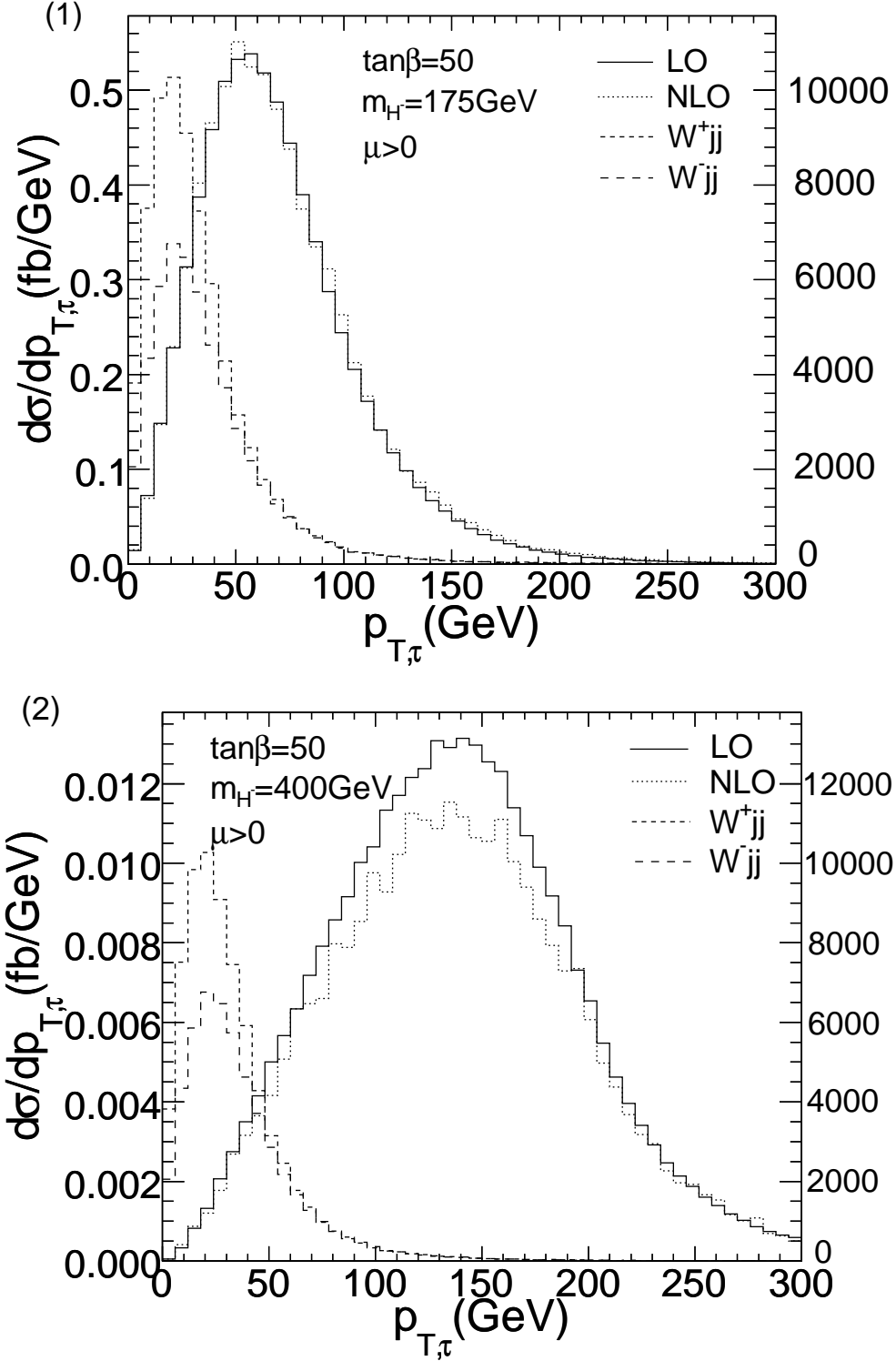


FIG. 13: Transverse momentum distributions of the τ jet for the signal and backgrounds after basic cuts, assuming: (1) $m_0 = 200\text{GeV}$, $m_{1/2} = 147\text{ GeV}$, and $A_0 = 200\text{ GeV}$; (2) $m_0 = 320\text{ GeV}$, $m_{1/2} = 400\text{ GeV}$, and $A_0 = 300\text{ GeV}$. The left axis scale is for the cross section of the signal, while the right one is for the backgrounds.

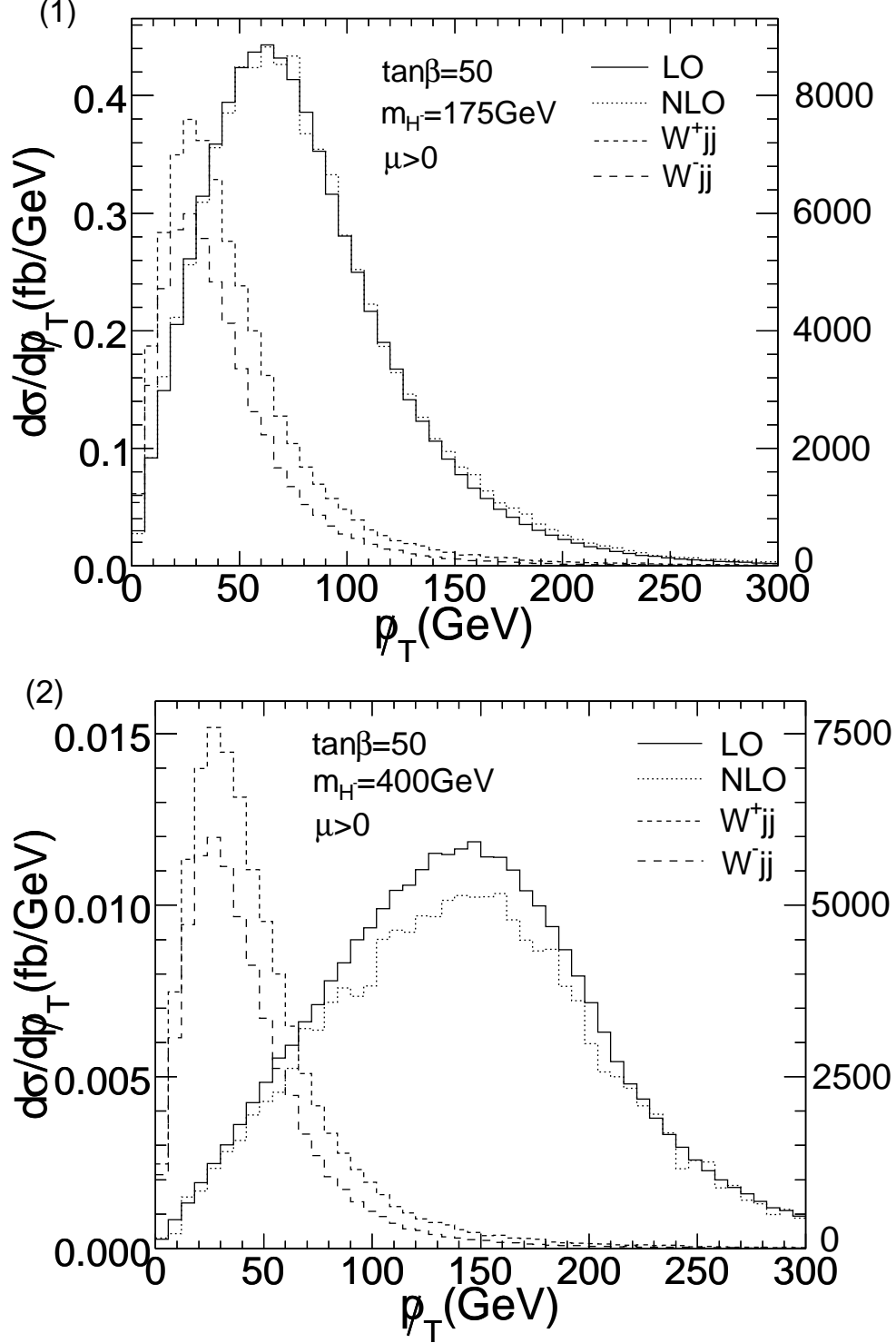


FIG. 14: Missing transverse momentum distributions for the signal and backgrounds after basic cuts, assuming: (1) $m_0 = 200$ GeV, $m_{1/2} = 147$ GeV, and $A_0 = 200$ GeV; (2) $m_0 = 320$ GeV, $m_{1/2} = 400$ GeV, and $A_0 = 300$ GeV. The left axis scale is for the cross section of the signal, while the right one is for the backgrounds.

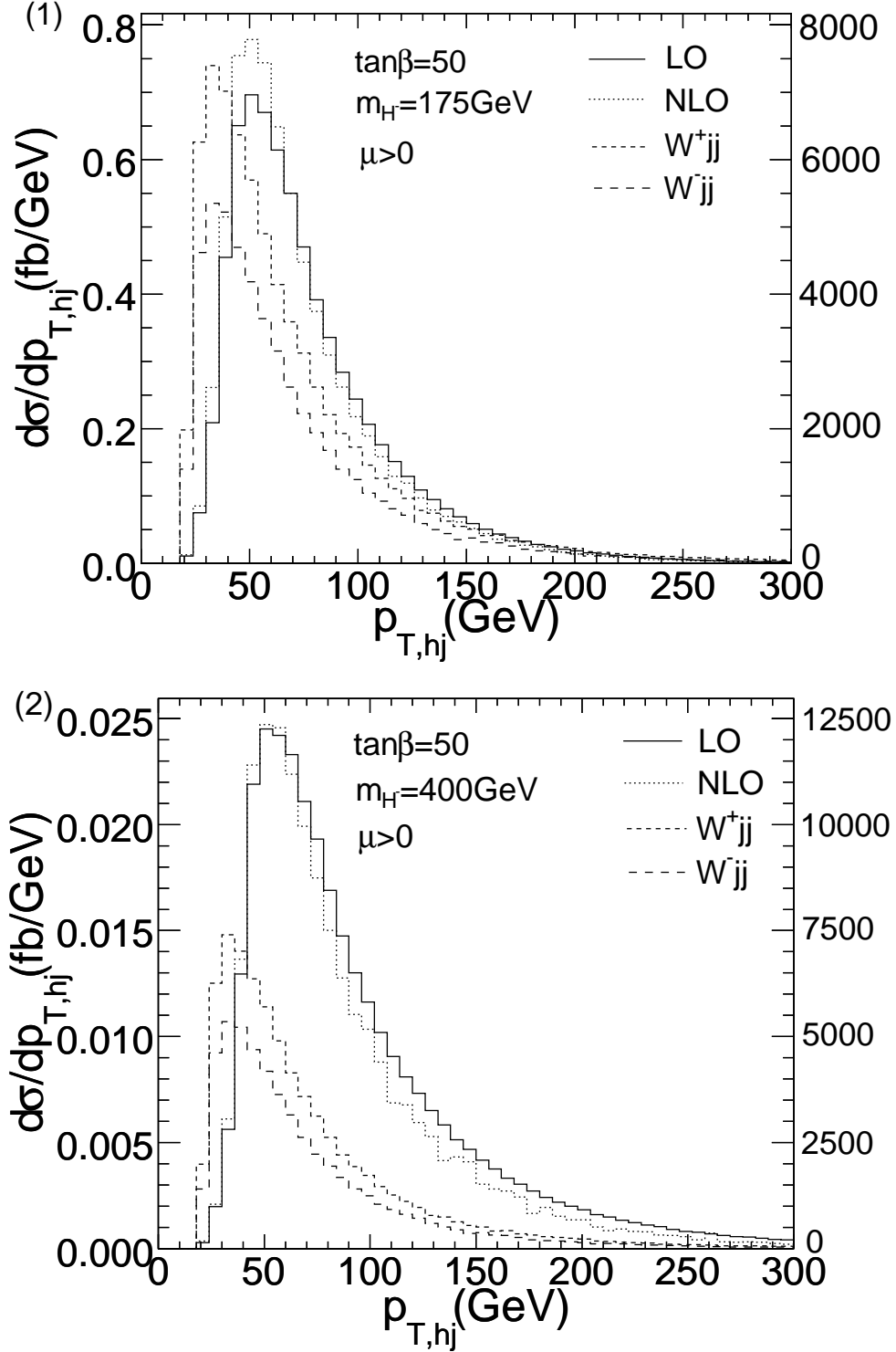


FIG. 15: Transverse momentum distributions of the hard light jet for the signal and backgrounds after basic cuts, assuming: (1) $m_0 = 200$ GeV, $m_{1/2} = 147$ GeV, and $A_0 = 200$ GeV; (2) $m_0 = 320$ GeV, $m_{1/2} = 400$ GeV, and $A_0 = 300$ GeV. The left axis scale is for the cross section of the signal, while the right one is for the backgrounds.

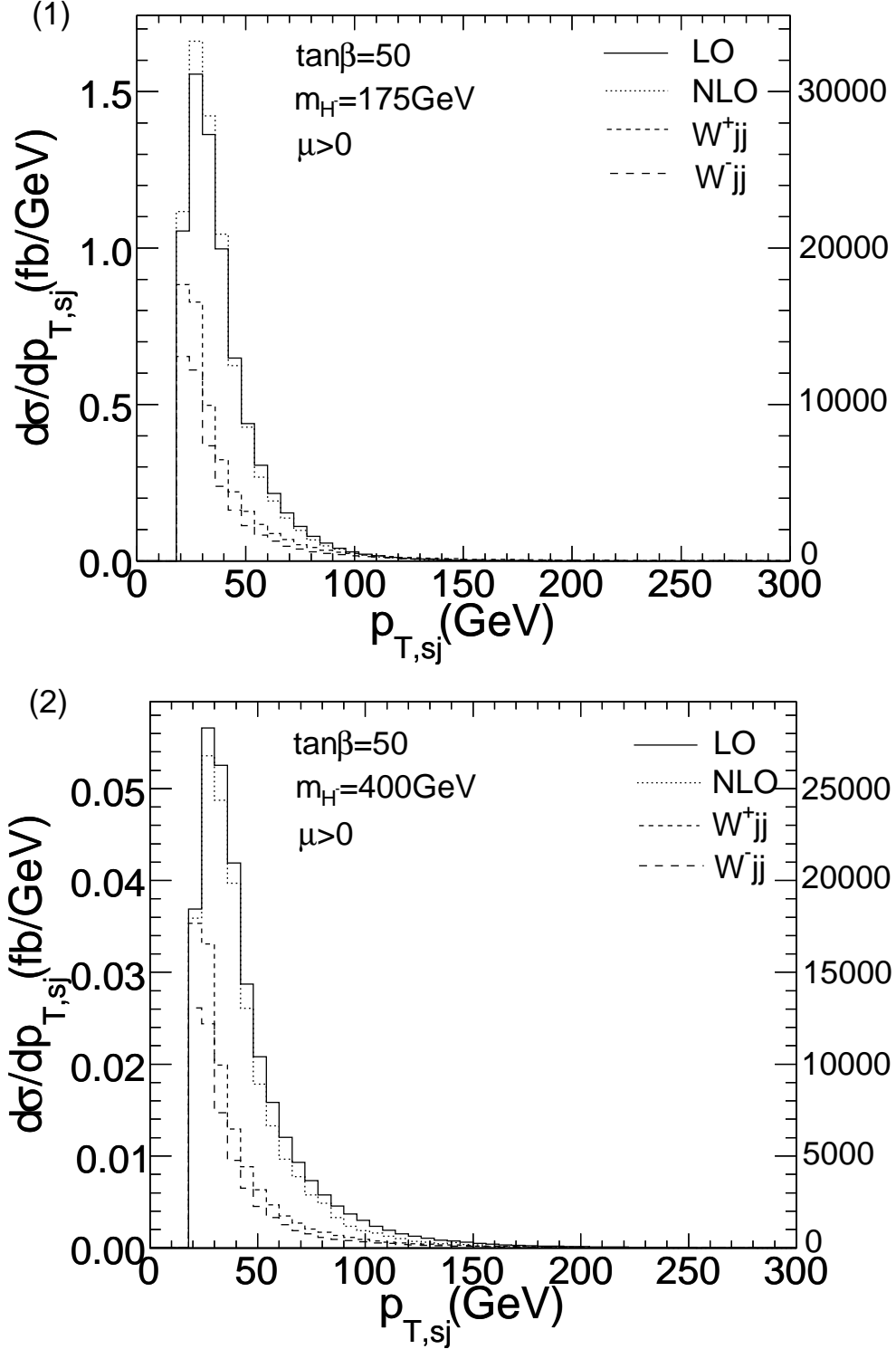


FIG. 16: Transverse momentum distributions of the soft light jet for the signal and backgrounds after basic cuts, assuming: (1) $m_0 = 200$ GeV, $m_{1/2} = 147$ GeV, and $A_0 = 200$ GeV; (2) $m_0 = 320$ GeV, $m_{1/2} = 400$ GeV, and $A_0 = 300$ GeV. The left axis scale is for the cross section of the signal, while the right one is for the backgrounds.

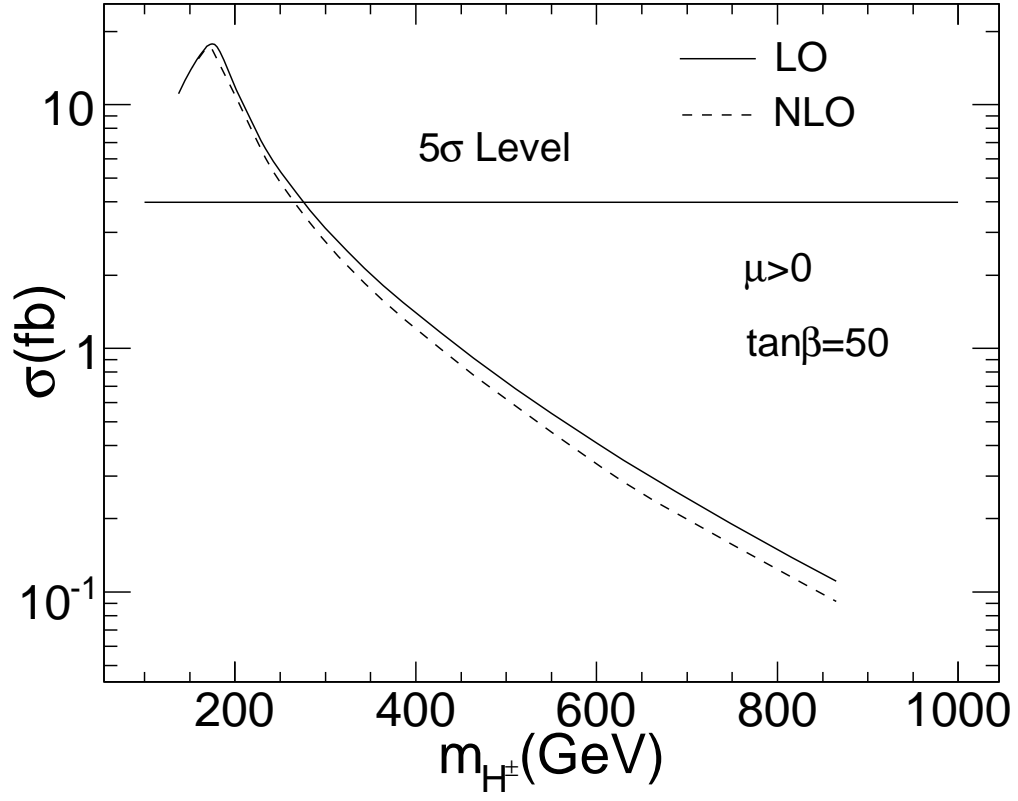


FIG. 17: H^\pm mass dependence of the integrated cross section after all cuts, assuming $m_0 = A_0 = 200$ GeV.

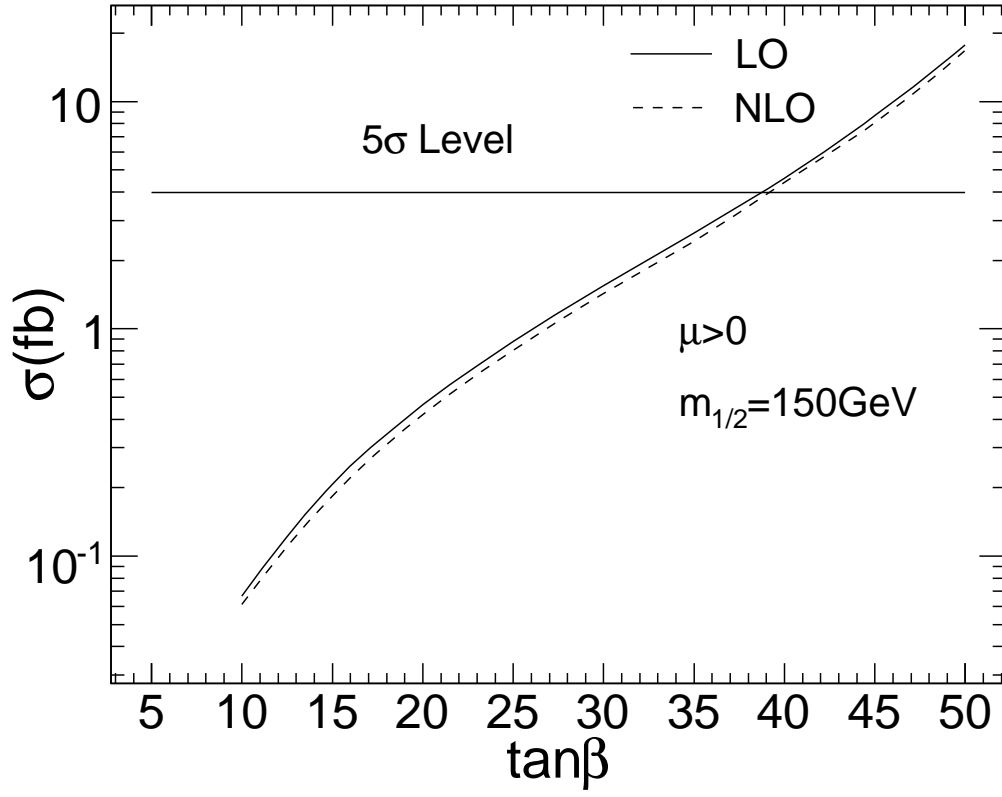


FIG. 18: $\tan\beta$ dependence of the integrated cross section after all cuts, assuming $m_0 = A_0 = 200 \text{ GeV}$.