

# **Directional-dependent thermally activated motion of vortex bundles and theory of anomalous Hall effect in type-II conventional and high- $T_c$ superconductors**

**Wei Yeu Chen<sup>†</sup> and Ming Ju Chou<sup>\*</sup>**

Department of Physics, Tamkang University, Tamsui 25137, Taiwan

(15 September, 2007)

## **Abstract**

Based upon the thermally activated motion of vortex bundles over a directional-dependent energy barrier, we have developed a novel theory for anomalous Hall effect for type-II conventional and high- $T_c$  superconductors. We demonstrate clearly that the Hall anomaly for the superconductors is induced by the competition between the Magnus force and the random collective pinning force of the vortex bundle. The Hall as well as the longitudinal resistivity for constant temperature, and constant applied magnetic field of type-II conventional and high- $T_c$  superconducting films and bulk materials are calculated in detail. The reentry phenomenon has also been investigated. All the results are in good agreement with the experiments.

PACS: 74.60.Ge, 74.60.Ec

Keywords: Superconducting anomalous Hall effect; Thermally activated motion; Vortex bundle; Vortex dynamics; Quasiorder-disorder phase transition

<sup>†</sup>Corresponding author. Tel.: 886-2-28728682; fax: 886-2-28728682

E-mail: [wychen@mail.tku.edu.tw](mailto:wychen@mail.tku.edu.tw) (W.Y. Chen)

<sup>\*</sup> Present address: Department of Physics, National Taiwan Normal University, Taipei, Taiwan 116

## I. INTRODUCTION

The vortex dynamics in type-II superconductors, discovered by Abrikosov<sup>1</sup>, has been focused tremendously theoretical and experimental study<sup>2-36</sup>, especially the anomalous behavior of the Hall resistivity in type-II superconductors magnetizes tremendous theoretical and experimental efforts<sup>2,3,13-25</sup>, since the Hall effect was first measured by Niessen and Staas<sup>2</sup> in 1965, later the Hall anomaly was observed by Van Beelen et al<sup>3</sup>. For many high-temperature and in certain conventional type-II superconductors bulk materials and thin films, when temperature is near the critical temperature  $T_c$ , the Hall resistivity changes sign from positive to negative value while temperature or applied magnetic field decreases. Sometimes the observed Hall resistivity exhibits the reentry phenomena, namely, it changes sign from positive to negative then changing back again to positive value as temperature decreases. There are myriads of theoretical suggestions try to explain this anomaly, such as the tomographic Luttinger model<sup>16</sup>, the large thermomagnetic model<sup>17</sup>, the superconducting fluctuation<sup>18</sup>, flux flow and pinning<sup>19</sup>, and opposing drift of quasiparticles model<sup>20</sup> (for a more detailed review, see Ref. 4). However, up to present time, there is no generally satisfactory explanation for this sign reversal of the Hall resistivity at a temperature slightly below the critical temperature  $T_c$ . The origin of this Hall anomaly still remains unsolved.

In this paper, we develop a novel theory via the thermally activated motion of the vortex bundles over the directional-dependent energy barrier formed by the potential generated by the Magnus force, the collective pinning force, and the potential barrier generated by a number of randomly distributed strong pinning sites inside the bundle. The energy barrier is directional-dependent means that the energy barrier is different when the direction of activated motion for the vortex bundle is different. Based on this theory, we demonstrate that the anomalous Hall effect is indeed induced by the competition between the Magnus force and the random collective pinning force of the vortex bundle and all the results are in good agreement with the experiments. We would like to emphasize that we only consider the systems that are in steady state condition, any time-dependent behavior of the system will not be discussed.

It is worthwhile to point out that in this paper we concentrate our effect on the studying of the type-II superconducting anomalous Hall effect only, not the anomalous Hall effect or spin Hall effect in semiconductors and simple metals.

The rest of this paper is organized as follows. The theory of the thermally activated motion of vortex bundle over the directional-dependent potential barrier is developed and Hall and longitudinal resistivities are presented in Sec. II. The anomalous Hall effect for type-II superconducting bulk materials and thin films are investigated respectively in Sec. III and IV. In Sec. V, the fascinating reentry

phenomenon is discussed. In Sec. VI, the concluding remarks are conveyed. Finally, the detailed calculation of the coherent frequency of vortex bundle and root-mean-square value of the angle between the random collective pinning force for the vortex bundle and the positive  $y$ -direction in the counterclockwise sense used in Sec. II are presented in Appendix A and Appendix B.

## II. THEORY OF ANOMALOUS HALL EFFECT

In this section we would like to develop a novel theory for thermally activated motion over the directional-dependent potential barrier. By utilizing the nature of random oscillations of each vortex line inside the vortex bundle and applying the random walk's theorem we calculate the longitudinal and transverse resistivities for the thermally activated motion of the vortex bundle over the directional-dependent potential barrier formed by the Magnus force, the random collective pinning force, and the potential barrier generated by the randomly distributed strong pinning sites inside the bundle. The energy barrier is directional-dependent, as a result of the presence of Magnus force and the random collective pinning force, in other words, the energy barrier is different when the direction of thermally activated motion is different.

According to this theory, we demonstrate that the anomalous Hall effect is indeed

induced by the competition between the Magnus force and the random collective pinning force of the vortex-bundle. We would like first to obtain the directional-dependent potential barrier. By applying the self-consistent equations for the velocity of thermally activated motion of the vortex bundle, together with the detailed calculation of coherent frequency of the vortex-bundle and the root-mean-square value of the angle between the random collective pinning force of the vortex-bundle and the positive  $y$ -direction for  $p$ -type superconductors with current in the  $x$ -direction (see Appendices), we eventually evaluate the Hall and longitudinal resistivities.

It is understood that the quenched disorder destroys the long-range order of the flux line lattice, after which only short-range order, the vortex bundle prevails<sup>5</sup>. To proceed let us first calculate the directional-dependent energy barrier formed by the Magnus force, the random collective pinning force, and the potential barrier generated by the randomly distributed strong pinning sites inside the vortex bundle for the magnetic field in the  $z$ -direction  $\vec{B} = B\vec{e}_z$ , and the transport current in the  $x$ -direction  $\vec{J} = J\vec{e}_x$ . Considering the case where  $JB$  is greater than the magnitude of random collective pinning force, after some algebra, the directional-dependent energy barrier of the vortex bundle both in the positive and negative  $x$ -direction as well as  $y$ -direction are obtained respectively as

$$U + \bar{V}R \left( JB \frac{v_{by}}{v_T} - \langle F_{p_x} \rangle_R \right) \quad , \quad (1)$$

$$U - \bar{V}R \left( JB \frac{v_{by}}{v_T} - \langle F_{p_x} \rangle_R \right) \quad , \quad (2)$$

$$U + \bar{V}R \left( JB - JB \frac{v_{bx}}{v_T} - \langle F_{p_y} \rangle_R \right) \quad , \quad (3)$$

$$U - \bar{V}R \left( JB - JB \frac{v_{bx}}{v_T} - \langle F_{p_y} \rangle_R \right) \quad , \quad (4)$$

where the potential barrier  $U$  is generated by the randomly distributed strong pinning sites inside the vortex bundle,  $\vec{v}_b$  ( $\vec{v}_T$ ) is the velocity of the vortex-bundle

(supercurrent),  $\bar{V}$  is the volume of the vortex bundle,  $R$  represents the transverse size of the vortex bundle, and the range of  $U$  is assumed to be the order of  $R$ , and

$\langle \vec{F}_p \rangle_R$  stands for the random average of the random collective pinning force per unit

volume. The self-consistent equations for the velocity of the thermally activated

motion of the vortex bundles over the directional-dependent energy barrier are

therefore obtained in components as

$$v_{bx} = v_C R \left\{ \exp\left[\frac{-1}{k_B T} \left( U + \bar{V}R \left( JB \frac{v_{by}}{v_T} - \langle F_{p_x} \rangle_R \right) \right) \right] - \exp\left[\frac{-1}{k_B T} \left( U - \bar{V}R \left( JB \frac{v_{by}}{v_T} - \langle F_{p_x} \rangle_R \right) \right) \right] \right\} \quad , \quad (5)$$

and

$$v_{by} = v_C R \left\{ \exp\left[\frac{-1}{k_B T} \left( U + \bar{V}R \left( JB - JB \frac{v_{bx}}{v_T} - \langle F_{p_y} \rangle_R \right) \right) \right] - \exp\left[\frac{-1}{k_B T} \left( U - \bar{V}R \left( JB - JB \frac{v_{bx}}{v_T} - \langle F_{p_y} \rangle_R \right) \right) \right] \right\} \quad , \quad (6)$$

where  $v_C$ , the coherent oscillation frequency of the vortex bundle over its

equilibrium position, is obtained in Appendix A as  $v_C = \frac{\bar{v}\sqrt{T\Phi_0}}{R\sqrt{\pi B}}$ , by considering the nature of random oscillation of the individual vortex inside the vortex bundle, in which  $\bar{v}$  is the proportional constant,  $\Phi_0$  is the unit flux, the distance between two adjacent minimum potentials of the vortex bundle is assumed to be of the order of  $R$ .

Taking into account the fact that  $\frac{v_{bx}}{v_T} \ll 1$ , Eqs. (5) and (6) can be approximately rewritten as

$$v_{bx} = \left(\frac{\bar{v}}{R} \sqrt{\frac{T\Phi_0}{\pi B}}\right) R \exp\left(\frac{-U}{k_B T}\right) \left\{ \exp\left[\frac{-\bar{V}R}{k_B T} \left(\frac{-JB|v_{by}|}{v_T} + |<F_p>_R \sin \Psi\right)\right] - \exp\left[\frac{+\bar{V}R}{k_B T} \left(\frac{-JB|v_{by}|}{v_T} + |<F_p>_R \sin \Psi\right)\right] \right\}, \quad (7)$$

$$v_{by} = \left(\frac{\bar{v}}{R} \sqrt{\frac{T\Phi_0}{\pi B}}\right) R \exp\left(\frac{-U}{k_B T}\right) \left\{ \exp\left[\frac{-\bar{V}R}{k_B T} (JB - |<F_p>_R \cos \Psi)\right] - \exp\left[\frac{+\bar{V}R}{k_B T} (JB - |<F_p>_R \cos \Psi)\right] \right\}, \quad (8)$$

with  $k_B$  is the Boltzmann constant. In the above equations,  $\Psi$  which has been worked out in Appendix B by the application of random walk theorem, the root-mean-square value of the angle between the random collective pinning force of a vortex line and the positive  $y$ -direction measured in the counterclockwise sense. In consideration

of the identities  $\vec{E} = -\vec{v}_b \times \vec{B}$ ,  $\rho_{xx} = \frac{E_x}{J}$ ,  $\rho_{xy} = \frac{E_y}{J}$ , together with Eq. (B4),

$\Psi \cong \bar{\alpha} \sqrt{\frac{T}{T_C - T}}$ , and keeping in mind that  $\Psi$  is usually very small, we finally arrive at the longitudinal as well as the Hall resistivity, respectively,

$$\rho_{xx} = \frac{\bar{v}\sqrt{BT}\Phi_0}{J\sqrt{\pi}} \exp\left(\frac{-U}{k_B T}\right) \left\{ \exp\left[\frac{\bar{V}R}{k_B T} \left( JB - \left(\frac{\beta^C(T,B)}{\bar{V}}\right)^{\frac{1}{2}} \right) \right] - \exp\left[\frac{-\bar{V}R}{k_B T} \left( JB - \left(\frac{\beta^C(T,B)}{\bar{V}}\right)^{\frac{1}{2}} \right) \right] \right\}, \quad (9)$$

$$\begin{aligned} \rho_{xy} = & \frac{-\bar{v}\sqrt{BT}\Phi_0}{J\sqrt{\pi}} \exp\left(\frac{-U}{k_B T}\right) \left\{ \exp\left[\frac{\bar{V}R}{k_B T} \left( \left(\frac{\beta^C(T,B)}{\bar{V}}\right)^{\frac{1}{2}} \bar{\alpha} \sqrt{\frac{T}{T_C - T}} - JB \frac{|v_{by}|}{v_T} \right) \right] \right. \\ & \left. - \exp\left[\frac{-\bar{V}R}{k_B T} \left( \left(\frac{\beta^C(T,B)}{\bar{V}}\right)^{\frac{1}{2}} \bar{\alpha} \sqrt{\frac{T}{T_C - T}} - JB \frac{|v_{by}|}{v_T} \right) \right] \right\}, \quad (10) \end{aligned}$$

and

$$|v_{by}| = J\rho_{xx} / B, \quad (11)$$

with  $\left(\frac{\beta^C(T,B)}{\bar{V}}\right)^{\frac{1}{2}}$  is the magnitude of the random collective pinning force per unit

volume,  $\bar{\alpha}$  is a proportional constant,  $T_C$  is the critical temperature of the

superconductor. By pondering the fact that the arguments in the exponential

functions inside the curly bracket of Eqs. (9) and (10) are very small when the Lorentz

force is closed to the random collective pinning force, Eqs. (9) and (10) can be

rewritten as

$$\rho_{xx} = \frac{\bar{v}\sqrt{B}\Phi_0}{J\sqrt{\pi T}} \exp\left(\frac{-U}{k_B T}\right) \left(\frac{2\bar{V}R}{k_B}\right) \left[ JB - \left(\frac{\beta^C(T,B)}{\bar{V}}\right)^{\frac{1}{2}} \right], \quad (12)$$

$$\rho_{xy} = \frac{-\bar{v}\sqrt{B}\Phi_0}{J\sqrt{\pi T}} \exp\left(\frac{-U}{k_B T}\right) \left(\frac{2\bar{V}R}{k_B}\right) \left[ \left(\frac{\beta^C(T,B)}{\bar{V}}\right)^{\frac{1}{2}} \bar{\alpha} \sqrt{\frac{T}{T_C - T}} - JB \frac{|v_{by}|}{v_T} \right], \quad (13)$$

with  $|v_{by}| = J\rho_{xx} / B$ . Interesting to stress that, from the above equations, taking into

account the fact that  $JB > \left(\frac{\beta^C(T,B)}{\bar{V}}\right)^{\frac{1}{2}}$ , for constant applied magnetic field

(temperature), the random collective pinning force per unit volume  $\left(\frac{\beta^C(T,B)}{\bar{V}}\right)^{\frac{1}{2}}$



increases with decreasing (increasing) temperature (applied magnetic field). As

temperature (applied magnetic field) decreases, the term  $JB - (\frac{\beta^C(T, B)}{V})^{\frac{1}{2}}$  in Eq. (12)

decreases monotonically; while the factor  $(\frac{\beta^C(T, B)}{V})^{\frac{1}{2}} \bar{\alpha} \sqrt{\frac{T}{T_C - T}}$  in Eq. (13) increases,

passing the value of  $JB \frac{|v_{by}|}{v_T}$ , and reaches a maximum, then decreases again.

Therefore,  $\rho_{xx}$  decreases monotonically and  $\rho_{xy}$  decreases crossing over from positive to negative value, reaching a minimum, then increases again. These truly reflect the nature of anomalous Hall effect.

As we<sup>6</sup> have shown from our previous study of the quasicorder-disorder phase transition properties, when temperature (magnetic field) below  $T_p(B_p)$ , the quasicorder-disorder phase transition temperature (magnetic field), the vortex lines will form large vortex bundles. In this region, the potential barrier  $U$  generated by the randomly distributed strong pinning sites inside the bundle is large, both the Hall and longitudinal resistivities decay to zero quickly with decreasing temperature (magnetic field). When temperature (magnetic field) above  $T_p(B_p)$ , the vortex lines form a disordered amorphous vortex system; however, they are not single-quantized vortex lines, the vortex lines still bounded closed together to form small vortex bundles of dimension  $R \approx 10^{-8} m$ .

We would like to emphasize that, from the above straightforward calculations, the viscous drag force plays no role in our theory. Our theory is different from the

flux-flow theory; in the flux flow theory, the direction of vortex motion with respect to the transport current, and the values of  $\rho_{xx}$  and  $\rho_{xy}$  depended heavily on the balance of the Magnus force and the viscous drag force. It will become clear in subsequent discussions of this paper that the anomalous Hall effect includes two regions: the thermally activated motion of small vortex bundles and the thermally activated motion of large vortex bundles; however, the flux-flow region does not belong to it. Also worthily mentioning that in the flux-flow region the pinning centers serve only as the short range scattering centers of order of the coherent length  $\xi$  for the vortex core. Besides, these pinning centers are randomly distributed over the sample due to quenched disorder, hence the effects of pinning during the vortex motion tends to be averaged out. Therefore, the over all effects of pinning are insignificant in the flux-flow region.

### **III. ANOMALOUS HALL EFFECT FOR TYPE-II SUPERCONDUCTING BULK MATERIALS**

We would like to calculate the longitudinal and Hall resistivities as functions of temperature  $T$  and applied magnetic field  $B$  for superconducting bulk materials. In this case the volume  $\bar{V}$  for the vortex bundle in Eqs. (12) and (13) in the previous section is  $\bar{V} = \pi R^2 L$ , where  $R(L)$  is the transverse (longitudinal) size of the vortex bundle. The longitudinal and Hall resistivities for type-II superconducting bulk

materials therefore become,

$$\rho_{xx} = \frac{\bar{v}\sqrt{\Phi_0}\sqrt{B}}{J\sqrt{\pi}\sqrt{T}} \exp\left(\frac{-U}{k_B T}\right) \left[\frac{2\pi R^3 L}{k_B} \right] \left[ JB - \left(\frac{\beta^C(T, B)}{\bar{V}}\right)^{\frac{1}{2}} \right] , \quad (14)$$

$$\rho_{xy} = \frac{-\bar{v}\sqrt{\Phi_0}\sqrt{B}}{J\sqrt{\pi}\sqrt{T}} \exp\left(\frac{-U}{k_B T}\right) \left[\frac{2\pi R^3 L}{k_B} \right] \left[ \left(\frac{\beta^C(T, B)}{\bar{V}}\right)^{\frac{1}{2}} \bar{\alpha} \sqrt{\frac{T}{T_C - T}} - JB \frac{|v_{by}|}{v_T} \right] , \quad (15)$$

with  $|v_{by}| = J\rho_{xx} / B$ . As we have indicated in Sec. II, the above equations give rise to

the phenomenon of anomalous Hall effect, namely, as the applied magnetic field

(temperature) decreases, the value of  $\rho_{xx}$  decreases monotonically, and  $\rho_{xy}$

decreases crossing over to negative value and reaches its minimum value then

increases again. We will discuss the cases both for constant temperature and constant

applied magnetic field in the following subsections separately.

### A. Hall and longitudinal resistivities for constant temperature

In this subsection we study the case when the temperature of the system is at a constant value T. Under the framework of our theory, when the applied magnetic field

decreases, the value of  $\rho_{xx}$  decreases monotonically and  $\rho_{xy}$  first crossing over to negative value and reaching its minimum, then increases again. Interesting make a

numerical calculations of  $\rho_{xy}$  and  $\rho_{xx}$  for the temperature is kept at a constant

$T = 91K$ . From Eqs. (14) and (15), the Hall and the longitudinal resistivities as a

function of applied magnetic field in Tesla are given as follows:

$$\begin{aligned}
\rho_{xy}(B=3.5) &= 1.2914 \times 10^{-9} \Omega - m, & \rho_{xy}(3.03) &= 1.7658 \times 10^{-15} \Omega - m, & \rho_{xy}(2.5) &= -1.4627 \times 10^{-9} \Omega - m, \\
\rho_{xy}(2) &= -2.7907 \times 10^{-9} \Omega - m, & \rho_{xy}(1.5) &= -3.9996 \times 10^{-9} \Omega - m, & \rho_{xy}(1) &= -4.6405 \times 10^{-9} \Omega - m, \\
\rho_{xy}(0.75) &= -3.9801 \times 10^{-9} \Omega - m, & \rho_{xy}(0.5) &= -2.0098 \times 10^{-9} \Omega - m; & \rho_{xx}(3.5) &= 1.8739 \times 10^{-6} \Omega - m, \\
\rho_{xx}(3.03) &= 1.5916 \times 10^{-6} \Omega - m, & \rho_{xx}(2.5) &= 1.2663 \times 10^{-6} \Omega - m, & \rho_{xx}(2) &= 9.5142 \times 10^{-7} \Omega - m, \\
\rho_{xx}(1.5) &= 6.2539 \times 10^{-7} \Omega - m, & \rho_{xx}(1) &= 2.9669 \times 10^{-7} \Omega - m, & \rho_{xx}(0.75) &= 1.6825 \times 10^{-7} \Omega - m, \\
\rho_{xx}(0.5) &= 1.226 \times 10^{-7} \Omega - m
\end{aligned}$$

In obtaining the above results, the following numbers have been employed

approximately,

$$\begin{aligned}
R &= 2 \times 10^{-8} m, & L &= 10^{-6} m, & J &= 10^6 \frac{A}{m^2}, & T_C &= 92 K, & v_T &= 10^3 m/sec, & \bar{v} &= 10^{11} sec^{-1}, \\
\bar{\alpha} &= 5.59 \times 10^{-5} T^{\frac{-1}{2}}, & \exp\left(\frac{-U}{k_B T}\right) &= 2.07 \times 10^{-2} m, & \left(\frac{\beta^C(B=3.5)}{\bar{v}}\right)^{\frac{1}{2}} &= 3.4506 \times 10^6 N/m^3, \\
\left(\frac{\beta^C(3.03)}{\bar{v}}\right)^{\frac{1}{2}} &= 2.9849 \times 10^6 N/m^3, & \left(\frac{\beta^C(2.5)}{\bar{v}}\right)^{\frac{1}{2}} &= 2.4605 \times 10^6 N/m^3, & \left(\frac{\beta^C(2)}{\bar{v}}\right)^{\frac{1}{2}} &= 1.9668 \times 10^6 N/m^3, \\
\left(\frac{\beta^C(1.5)}{\bar{v}}\right)^{\frac{1}{2}} &= 1.4748 \times 10^6 N/m^3, & \left(\frac{\beta^C(1)}{\bar{v}}\right)^{\frac{1}{2}} &= 9.854 \times 10^5 N/m^3, & \left(\frac{\beta^C(0.75)}{\bar{v}}\right)^{\frac{1}{2}} &= 7.4042 \times 10^5 N/m^3, \\
\left(\frac{\beta^C(0.5)}{\bar{v}}\right)^{\frac{1}{2}} &= 4.915 \times 10^5 N/m^3.
\end{aligned}$$

From the above results we demonstrate that the value of  $\rho_{xx}$  decreases

monotonically and  $\rho_{xy}$  indeed decreases crossing over from positive to negative and reaches its minimum value, and then increases again with decreasing the applied field.

Moreover, from our<sup>6</sup> previous study, if the applied field decreases beyond 0.5 Tesla,

the quasiorder-disorder phase transition occurs; this is the region of the thermally

activated motion for the large bundles, the potential barrier  $U$  generated by the randomly distributed strong pinning sites over the vortex bundle becomes large, both the Hall and longitudinal resistivities approach to zero quickly as the applied field decreasing. These results are in consistent with experimental data on  $YBa_2Cu_3O_{7-\delta}$  high- $T_C$  bulk materials<sup>21</sup>. The regime crosses over to the usual flux-flow regime, when the field increases beyond 3.5 Tesla.

In order to make a better comparison with the experimental result, in Fig. 1(a) we plot the above calculated results of the Hall resistivity  $\rho_{xy}$  for small vortex bundle as a function of magnetic field rang from  $B = 3.5 T$  to  $B = 0.5 T$  at  $T = 91 K$ , for  $YBCO$  high- $T_C$  bulk materials with the critical temperature  $T_C = 92 K$ , the experimental result for field-and-temperature-dependent of  $\rho_{xy}$  taken from Ref. 21 is also plotted in Fig. 1 (a) (inset). Our results show that  $\rho_{xy}$  is indeed reflected the anomalous properties, namely, the  $\rho_{xy}$  decreases from positive to negative reaching a minimum then increases again with decreasing temperature. The corresponding longitudinal resistivity  $\rho_{xx}$  as a function of magnetic field is plotted in Fig.1 (b) in comparison the experimental data for field-and-temperature-dependent of  $\rho_{xx}$  taken from Ref. 21 (inset). It is shown that  $\rho_{xx}$  decreases monotonically with decreasing temperature. These results are in consistent with experimental data on  $YBa_2Cu_3O_{7-\delta}$  high- $T_C$  bulk materials<sup>21</sup>.

## B. Hall and longitudinal resistivities for constant applied magnetic field

Based upon our theory, with decreasing the temperature, the value of  $\rho_{xy}$  will perform first from positive crossing over to negative value, and reaches a minimum, then increases again, and  $\rho_{xx}$  decreases monotonically as is expected. The numerical estimations of the Hall and the longitudinal resistivities when the applied magnetic field is kept at a constant value  $B = 2.24 T$  are given as a function of temperature as follows:

$$\begin{aligned} \rho_{xy}(T = 91.6K) &= 6.96 \times 10^{-10} \Omega - m, \quad \rho_{xy}(91.3K) = -1.82 \times 10^{-11} \Omega - m, \quad \rho_{xy}(91) = -2.491 \times 10^{-9} \Omega - m, \\ \rho_{xy}(90) &= -4.199 \times 10^{-9} \Omega - m, \quad \rho_{xy}(89) = -4.722 \times 10^{-9} \Omega - m, \quad \rho_{xy}(88) = -3.081 \times 10^{-9} \Omega - m; \\ \rho_{xx}(91.6) &= 1.878 \times 10^{-6} \Omega - m, \quad \rho_{xx}(91.3) = 1.396 \times 10^{-6} \Omega - m, \quad \rho_{xx}(91) = 1.094 \times 10^{-6} \Omega - m, \\ \rho_{xx}(90) &= 7.028 \times 10^{-7} \Omega - m, \quad \rho_{xx}(89) = 5.22 \times 10^{-7} \Omega - m, \quad \rho_{xx}(88) = 4.91 \times 10^{-7} \Omega - m. \end{aligned}$$

In arriving the above results, the following data are approximately used,

$$\begin{aligned} R &= 2 \times 10^{-8} m, \quad L = 10^{-6} m, \quad J = 10^6 \frac{A}{m^2}, \quad T_C = 92K, \quad v_T = 10^3 m/sec, \quad \bar{v} = 10^{11} sec^{-1} \\ \bar{\alpha} &= 5.59 \times 10^{-5} T^{\frac{-1}{2}}, \quad \exp\left(\frac{-U}{k_B T}\right) = 2.07 \times 10^{-2}, \quad \left(\frac{\beta^C(T=91.6)}{\bar{v}}\right)^{\frac{1}{2}} = 2.178 \times 10^6 N/m^3, \\ \left(\frac{\beta^C(91.3)}{\bar{v}}\right)^{\frac{1}{2}} &= 2.194 \times 10^6 N/m^3, \quad \left(\frac{\beta^C(91)}{\bar{v}}\right)^{\frac{1}{2}} = 2.204 \times 10^6 N/m^3, \quad \left(\frac{\beta^C(90)}{\bar{v}}\right)^{\frac{1}{2}} = 2.217 \times 10^6 N/m^3, \\ \left(\frac{\beta^C(89)}{\bar{v}}\right)^{\frac{1}{2}} &= 2.223 \times 10^6 N/m^3, \quad \left(\frac{\beta^C(88)}{\bar{v}}\right)^{\frac{1}{2}} = 2.224 \times 10^6 N/m^3. \end{aligned}$$

Shown from the above results, we prove that  $\rho_{xy}$  is indeed crossing over from positive to negative value and reaches its minimum value, then increases again and

$\rho_{xx}$  decreases monotonically with decreasing the temperature. As stated by our<sup>6</sup> previous study, when the temperature is less than  $88K$ , the quasiorder-disorder phase transition takes place; the vortex motion will cross over to the region of thermally activated motion of large vortex bundle. In this region, the potential barrier  $U$  generated by the randomly distributed strong pinning sites over the vortex bundle becomes large, both the Hall and longitudinal resistivities move toward zero quickly with decreasing temperature. These values are in agreement with the experimental data on  $YBa_2Cu_3O_{7-\delta}$  high- $T_C$  bulk materials<sup>21</sup>. The regime crosses over to the usual flux-flow regime when the temperature is greater than  $91.6 K$  as is expected.

Fig. 2(a) shows our calculated results of the Hall resistivity  $\rho_{xy}$  for small vortex bundle as a function of temperature  $T$  range from  $91.6 K$  to  $88 K$  when  $B = 2.24 T$  for  $YBCO$  high- $T_C$  bulk materials with  $T_C = 92K$ . For comparison with the experimental results for field-and-temperature dependent of Hall resistivity  $\rho_{xy}$  from Ref. 21 is given in the inset. One can see that  $\rho_{xy}$  does have the anomalous properties as is expected. The corresponding longitudinal resistivity  $\rho_{xx}$  for  $YBCO$  high- $T_C$  bulk materials as a function of temperature is plotted in Fig. 2(b) in comparison with the experimental results for field-and-temperature-dependent of Hall resistivity  $\rho_{xy}$  taken from Ref. 21 (inset). It does indicate that  $\rho_{xx}$  decreases

monotonically with decreasing temperature. These values are in agreement with the experimental data on  $YBa_2Cu_3O_{7-\delta}$  high- $T_C$  bulk materials<sup>21</sup>.

#### IV. Anomalous Hall effect for type-II superconducting films

We would like to discuss the anomalous Hall effect for type-II superconducting films, as we<sup>6</sup> have known from the previous investigation, when temperature (magnetic field) below  $T_p(B_p)$ , the quasiorder-disorder phase transition temperature (magnetic field) for the thin film, the vortex lines form large vortex bundles. In this region the potential barrier  $U$  generated by the randomly distributed strong pinning sites inside the bundle is large, therefore, the Hall and longitudinal resistivities decrease to zero quickly with decreasing temperature (magnetic field). However, when temperature (magnetic field) above the quasiorder-disorder phase transition temperature (magnetic field), the vortex lines form small vortex bundles of dimension  $R \approx 10^{-8} m$ . In this region, the volume  $\bar{V}$  for the vortex bundle in Eqs. (12) and (13) in Sec. II is  $\bar{V} = \pi R^2 d$ , where  $R$  is the transverse size of the vortex bundle, and  $d$  is the thickness of the film. Therefore Eqs. (12) and (13) now become,

$$\rho_{xx} = \frac{\bar{v} \sqrt{\Phi_0} \sqrt{B}}{J \sqrt{\pi} \sqrt{T}} \exp\left(\frac{-U}{k_B T}\right) \left[ \frac{2\pi R^3 d}{k_B} \right] \left[ JB - \left( \frac{\beta^C(T, B)}{\bar{V}} \right)^{\frac{1}{2}} \right] \quad , \quad (16)$$

$$\rho_{xy} = \frac{-\bar{v} \sqrt{\Phi_0} \sqrt{B}}{J \sqrt{\pi} \sqrt{T}} \exp\left(\frac{-U}{k_B T}\right) \left[ \frac{2\pi R^3 d}{k_B} \right] \left[ \left( \frac{\beta^C(T, B)}{\bar{V}} \right)^{\frac{1}{2}} \bar{\alpha} \sqrt{\frac{T}{T_C - T}} - JB \frac{|v_{by}|}{v_T} \right] \quad , \quad (17)$$

with  $|v_{by}| = J\rho_{xx} / B$ . As we have discussed in Sec. III, the above equations sincerely



signify the phenomenon of anomalous Hall effect for both the constant applied magnetic field as well as constant temperature. We will examine the cases in the following subsections.

### A. Hall and longitudinal resistivities for constant temperature

We study the situation when the temperature of the system is kept at a constant value  $T$ . Within the framework of our theory, the Hall resistivity  $\rho_{xy}$  first decreases, then crosses over to negative value, and reaches a minimum value, then increases again with decreasing the applied magnetic field; while  $\rho_{xx}$  decreases monotonically with decreasing the applied magnetic field. We would like to make numerical calculations for temperature is kept at a constant value  $T = 4.5K$ , the Hall and the longitudinal resistivities as a function of applied magnetic in Tesla are given as follows:

$$\begin{aligned} \rho_{xy}(B = 7.5) &= 4.3399 \times 10^{-11} \Omega - m, \rho_{xy}(7.25) = 1.5804 \times 10^{-11} \Omega - m, \rho_{xy}(7) = -2.6307 \times 10^{-11} \Omega - m, \\ \rho_{xy}(6.75) &= -6.7189 \times 10^{-11} \Omega - m, \rho_{xy}(6.5) = -1.023 \times 10^{-10} \Omega - m, \rho_{xy}(6.25) = -1.283 \times 10^{-10} \Omega - m, \\ \rho_{xy}(6) &= -1.1842 \times 10^{-10} \Omega - m, \rho_{xy}(5.75) = -8.8118 \times 10^{-11} \Omega - m, \rho_{xy}(5.5) = -3.752 \times 10^{-11} \Omega - m; \\ \rho_{xx}(7.5) &= 8.2782 \times 10^{-7} \Omega - m, \rho_{xx}(7.25) = 7.8079 \times 10^{-7} \Omega - m, \rho_{xx}(7) = 7.2721 \times 10^{-7} \Omega - m, \\ \rho_{xx}(6.75) &= 6.742 \times 10^{-7} \Omega - m, \rho_{xx}(6.5) = 6.24 \times 10^{-7} \Omega - m, \rho_{xx}(6.25) = 5.78 \times 10^{-7} \Omega - m, \\ \rho_{xx}(6) &= 5.492 \times 10^{-7} \Omega - m, \rho_{xx}(5.75) = 5.3044 \times 10^{-7} \Omega - m, \rho_{xx}(5.5) = 5.2209 \times 10^{-7} \Omega - m. \end{aligned}$$

Where the following data have been employed approximately,

$$\begin{aligned}
R &= 2 \times 10^{-8} \text{ m} \quad , \quad d = 5 \times 10^{-8} \text{ m} \quad , \quad J = 1.5 \times 10^5 \frac{\text{A}}{\text{m}^2} \quad , \quad T_C = 7.5 \text{ K} \quad , \quad v_T = 30 \text{ m/sec} \quad , \\
\bar{\alpha} &= 1.0449 \times 10^{-3} T^{-2} \quad , \quad \bar{v} = 10^{11} \text{ sec}^{-1} \quad , \quad \exp\left(\frac{-U}{k_B T}\right) = 3.0899 \times 10^{-4} \quad , \quad \left(\frac{\beta^C(B=7.5)}{\bar{v}}\right)^{\frac{1}{2}} = 4.5772 \times 10^5 \text{ N/m}^3 \quad , \\
\left(\frac{\beta^C(7.25)}{\bar{v}}\right)^{\frac{1}{2}} &= 4.4737 \times 10^5 \text{ N/m}^3 \quad , \quad \left(\frac{\beta^C(7)}{\bar{v}}\right)^{\frac{1}{2}} = 4.4324 \times 10^5 \text{ N/m}^3 \quad , \quad \left(\frac{\beta^C(6.75)}{\bar{v}}\right)^{\frac{1}{2}} = 4.3964 \times 10^5 \text{ N/m}^3 \quad , \\
\left(\frac{\beta^C(6.5)}{\bar{v}}\right)^{\frac{1}{2}} &= 4.3483 \times 10^5 \text{ N/m}^3 \quad , \quad \left(\frac{\beta^C(6.25)}{\bar{v}}\right)^{\frac{1}{2}} = 4.272 \times 10^5 \text{ N/m}^3 \quad , \quad \left(\frac{\beta^C(6)}{\bar{v}}\right)^{\frac{1}{2}} = 4.0516 \times 10^5 \text{ N/m}^3 \quad , \\
\left(\frac{\beta^C(5.75)}{\bar{v}}\right)^{\frac{1}{2}} &= 3.7418 \times 10^5 \text{ N/m}^3 \quad , \quad \left(\frac{\beta^C(5.5)}{\bar{v}}\right)^{\frac{1}{2}} = 3.335 \times 10^5 \text{ N/m}^3 \quad .
\end{aligned}$$

Analyzing above results, we could see that the value of  $\rho_{xx}$  decreases monotonically and Hall resistivity  $\rho_{xy}$  decreases crossing over from positive to negative value and reaches its minimum, then increases again with decreasing temperature, therefore,  $\rho_{xy}$  does perform the anomalous properties with decreasing the applied magnetic field. When the applied magnetic field decreasing below 5.5 Tesla, the quasiorder-disorder phase transition takes place<sup>6</sup>, belonging to the region of thermally activated of large vortex bundles, the potential barrier  $U$  generated by the randomly distributed strong pinning sites over the vortex bundle becomes large, both the values of  $\rho_{xy}$  and  $\rho_{xx}$  reduce to zero rapidly. All these consequences are in agreement with the experiments values for  $Mo_3Si$  conventional low- $T_C$  superconducting films<sup>22</sup>. For applied magnetic field higher than 7.5 T, it belongs to the usual flux-flow regime.

The corresponding calculated results of the Hall resistivity  $\rho_{xy}$  for small vortex bundle as a function of magnetic field range from 7.5 T to 5.5 T at

$T = 4.5K$  is plotted in Fig. 3(a) in comparison with the experimental results  $\rho_{xy}$  as a function of magnetic field for  $Mo_3Si$  conventional low- $T_C$  superconducting films taken from Ref. 22 (inset). It shows that  $\rho_{xy}$  does exhibit the expected anomalous properties. The corresponding longitudinal resistivity  $\rho_{xx}$  as a function of magnetic field is plotted in Fig. 3(b) in comparison with the experimental data of  $\rho_{xx}$  as a function of magnetic field at  $T = 4.5K$  for  $Mo_3Si$  conventional low- $T_C$  superconducting films taken from Ref. 22 (inset). It shows that  $\rho_{xx}$  does decrease monotonically as is expected. These results are in consistent with experimental data on  $Mo_3Si$  conventional low- $T_C$  superconducting films<sup>22</sup>.

## **B. Hall and longitudinal resistivities for constant applied magnetic field**

In this subsection we consider the Hall anomaly for a constant applied magnetic field. Applying our theory, with decreasing the temperature, the Hall resistivity  $\rho_{xy}$  first decreases, then crosses over to negative value, and reaches a minimum, then increases again, on the other hand,  $\rho_{xx}$  decreases monotonically when the temperature of the system decreases. It is interesting to make numerical estimations for this situation, for  $B = 2 T$ , the Hall and the longitudinal resistivities as a function of temperature are as follows:

$$\begin{aligned} \rho_{xy}(T = 92K) &= 2.0023 \times 10^{-9} \Omega - m, & \rho_{xy}(91.5) &= 4.9915 \times 10^{-10} \Omega - m, & \rho_{xy}(91) &= -1.252 \times 10^{-9} \Omega - m, \\ \rho_{xy}(90.5) &= -2.4984 \times 10^{-9} \Omega - m, & \rho_{xy}(90) &= -2.902 \times 10^{-9} \Omega - m, & \rho_{xy}(89.5) &= -2.0005 \times 10^{-9} \Omega - m, \\ \rho_{xy}(89) &= -7.5142 \times 10^{-10} \Omega - m; & \rho_{xx}(92) &= 9.7317 \times 10^{-7} \Omega - m, & \rho_{xx}(91.5) &= 8.6241 \times 10^{-7} \Omega - m, \end{aligned}$$

$$\rho_{xx}(91) = 7.7545 \times 10^{-7} \Omega - m, \quad \rho_{xx}(90.5) = 7.082 \times 10^{-7} \Omega - m, \quad \rho_{xx}(90) = 6.5791 \times 10^{-7} \Omega - m,$$

$$\rho_{xx}(89.5) = 6.2461 \times 10^{-7} \Omega - m, \quad \rho_{xx}(89) = 5.9962 \times 10^{-7} \Omega - m.$$

The following data are used approximately in deriving the above results,

$$R = 2 \times 10^{-8} m, \quad d = 5 \times 10^{-8} m, \quad J = 10^6 \frac{A}{m^2}, \quad T_c = 94 K, \quad v_r = 10^2 m/sec, \quad \bar{\alpha} = 7.325 \times 10^{-4} T^{\frac{-1}{2}},$$

$$\bar{v} = 10^{11} \text{sec}^{-1}, \quad \exp\left(\frac{-U}{k_B T}\right) = 2.01 \times 10^{-1}, \quad \left(\frac{\beta^C(T=92)}{\bar{v}}\right)^{\frac{1}{2}} = 1.9298 \times 10^6 N/m^3,$$

$$\left(\frac{\beta^C(91.5)}{\bar{v}}\right)^{\frac{1}{2}} = 1.938 \times 10^6 N/m^3, \quad \left(\frac{\beta^C(91)}{\bar{v}}\right)^{\frac{1}{2}} = 1.9444 \times 10^6 N/m^3, \quad \left(\frac{\beta^C(90.5)}{\bar{v}}\right)^{\frac{1}{2}} = 1.9493 \times 10^6 N/m^3,$$

$$\left(\frac{\beta^C(90)}{\bar{v}}\right)^{\frac{1}{2}} = 1.9531 \times 10^6 N/m^3, \quad \left(\frac{\beta^C(89.5)}{\bar{v}}\right)^{\frac{1}{2}} = 1.9556 \times 10^6 N/m^3, \quad \left(\frac{\beta^C(89)}{\bar{v}}\right)^{\frac{1}{2}} = 1.9575 \times 10^6 N/m^3.$$

It obviously shows that, from the above results, the  $\rho_{xx}$  decreases monotonically and  $\rho_{xy}$  truly exhibits the anomalous properties with decreasing temperature. It is worthwhile to note that as the temperature less than 89 K, the quasicorder-disorder phase transition takes place<sup>6</sup>, the motion of vortex bundle will cross over to the region of thermally activated motion of the large vortex bundles. In this region, the potential barrier  $U$  generated by the randomly distributed strong pinning sites over the vortex bundle becomes large; therefore, both the Hall and longitudinal resistivities decrease quickly to zero; however, while the temperature greater than 92 K, the region crosses over to the usual flux-flow region. These above consequences are in consistence with the experimental data on  $YBa_2Cu_3O_{7-\delta}$  high- $T_c$  thin films<sup>23</sup>.

The above calculated results of the Hall resistivity  $\rho_{xy}$  for small vortex

bundle as a function of temperature range from  $92\text{ K}$  to  $89\text{ K}$  for  $YBCO$  high- $T_C$  superconducting films with  $T_C = 94\text{ K}$ , when the applied magnetic field is kept at  $B = 2\text{ T}$  is depicted in Fig. 4(a). For comparison with the experimental data of  $\rho_{xy}$  for  $YBCO$  high- $T_C$  superconducting films as a function of temperature taken from Ref. 23 are given in the inset. One could see that  $\rho_{xy}$  does display the anomalous properties, namely, it first decreases, then crosses over from positive to negative value, reaching a minimum and then increases again with decreasing temperature. The corresponding longitudinal resistivity  $\rho_{xx}$  as a function of temperature when the applied magnetic field is at a constant value  $B = 2\text{ T}$ , for  $YBCO$  high- $T_C$  thin films is plotted in Fig. 4(b) in comparison with the experimental result taken from Ref. 23 (inset). It does indicate that  $\rho_{xx}$  decreases monotonically with decreasing temperature as is expected. These values are in agreement with the experimental data on  $YBa_2Cu_3O_{7-\delta}$  high- $T_C$  superconducting thin films<sup>23</sup>.

## V. REENTRY PHENOMENA FOR ANOMALOUS HALL EFFECT

In this section we investigate the situation that if the total pinning force, namely, the collective pinning force plus strong pinning force, is large enough<sup>6</sup>, then the value of  $\rho_{xx}$  decreases monotonically and the value of  $\rho_{xy}$  will perform first crossing over from positive to negative value at  $T_a$ , the onset temperature of the anomalous Hall effect, reaching a minimum value, then increases crossing over back

to positive value at  $T_R$ , the reentry temperature, after that to reach a local maximum value then decreases again with decreasing temperature. This is the fascinating reentry phenomenon.

The crucial condition for occurring the reentry phenomena is that if the magnitude of total random total-pinning-force strength, namely, the random collective pinning plus random strong pinning forces strength, is large enough<sup>6</sup>, such that  $T_P < T_R$ , where  $T_P$  is the temperature of the quasicorder-disorder first order phase transition for the sample, as for  $YBa_2Cu_3O_{7-\delta}$ <sup>24</sup> or  $Tl_2Ba_2Cu_2O_8$ <sup>25</sup> materials, then the reentry phenomenon could happen; It is interesting to make numerical estimations for the above situation. Let us consider the  $Tl_2Ba_2Cu_2O_8$  high- $T_C$  thin films when the applied magnetic field  $B$  is kept at a constant value  $B = 2$  Tesla, the Hall and the longitudinal resistivities as functions of temperature are given as follows:

$$\begin{aligned} \rho_{xy}(T = 102K) &= 2.1346 \times 10^{-11} \Omega - m, \quad \rho_{xy}(100) = -3.69 \times 10^{-19} \Omega - m, \quad \rho_{xy}(98) = -1.4067 \times 10^{-11} \Omega - m, \\ \rho_{xy}(96) &= -2.3518 \times 10^{-11} \Omega - m, \quad \rho_{xy}(92) = -1.03436 \times 10^{-11} \Omega - m, \quad \rho_{xy}(88) = 5.9409 \times 10^{-19} \Omega - m, \\ \rho_{xy}(84) &= 5.46 \times 10^{-12} \Omega - m, \quad \rho_{xy}(78) = 1.3011 \times 10^{-11} \Omega - m, \quad \rho_{xy}(76) = 1.2967 \times 10^{-11} \Omega - m; \\ \rho_{xx}(102) &= 1.6728 \times 10^{-8} \Omega - m, \quad \rho_{xx}(100) = 1.0657 \times 10^{-8} \Omega - m, \quad \rho_{xx}(98) = 7.4819 \times 10^{-9} \Omega - m, \\ \rho_{xx}(96) &= 5.4754 \times 10^{-9} \Omega - m, \quad \rho_{xx}(92) = 5.16087 \times 10^{-9} \Omega - m, \quad \rho_{xx}(88) = 5.1382 \times 10^{-9} \Omega - m, \\ \rho_{xx}(84) &= 4.951 \times 10^{-9} \Omega - m, \quad \rho_{xx}(78) = 4.8488 \times 10^{-9} \Omega - m, \quad \rho_{xx}(76) = 4.65 \times 10^{-9} \Omega - m. \end{aligned}$$

In obtaining the above results, the following approximate numbers have been used,

$$\begin{aligned}
R &= 2 \times 10^{-8} \text{ m} , \quad d = 10^{-6} \text{ m} , \quad J = 10^7 \frac{\text{A}}{\text{m}^2} , \quad T_C = 104 \text{ K} , \quad v_f = 10^2 \text{ m/sec} , \quad \bar{\alpha} = 1.12 \times 10^{-4} T^{-\frac{1}{2}} , \\
\bar{v} &= 10^{11} \text{ sec}^{-1} , \quad \exp\left(\frac{-U}{k_B T}\right) = 8.3199 \times 10^{-5} , \quad \left(\frac{\beta^C(T=102)}{\bar{V}}\right)^{\frac{1}{2}} = 1.8464 \times 10^7 \text{ N/m}^3 , \\
\left(\frac{\beta^C(100)}{\bar{V}}\right)^{\frac{1}{2}} &= 1.9031 \times 10^7 \text{ N/m}^3 , \quad \left(\frac{\beta^C(98)}{\bar{V}}\right)^{\frac{1}{2}} = 1.93267 \times 10^7 \text{ N/m}^3 , \quad \left(\frac{\beta^C(96)}{\bar{V}}\right)^{\frac{1}{2}} = 1.9512 \times 10^7 \text{ N/m}^3 , \\
\left(\frac{\beta^C(92)}{\bar{V}}\right)^{\frac{1}{2}} &= 1.955 \times 10^7 \text{ N/m}^3 , \quad \left(\frac{\beta^C(88)}{\bar{V}}\right)^{\frac{1}{2}} = 1.95618 \times 10^7 \text{ N/m}^3 , \quad \left(\frac{\beta^C(84)}{\bar{V}}\right)^{\frac{1}{2}} = 1.9588 \times 10^7 \text{ N/m}^3 , \\
\left(\frac{\beta^C(78)}{\bar{V}}\right)^{\frac{1}{2}} &= 1.961069 \times 10^7 \text{ N/m}^3 , \quad \left(\frac{\beta^C(76)}{\bar{V}}\right)^{\frac{1}{2}} = 1.9631 \times 10^7 \text{ N/m}^3 .
\end{aligned}$$

Within our theory, the above results show that the value of  $\rho_{xx}$  decreases monotonically and  $\rho_{xy}$  first decreases and crosses over from positive to negative value, reaching its minimum, then increases and crossing over from negative to positive value, reaching a small local maximum, then decreases again with decreasing temperature. These results reflect the fascinating reentry phenomenon and are consistent with the experimental data on  $Tl_2Ba_2Cu_2O_8$  high- $T_C$  thin films<sup>25</sup>.

The calculated results of Hall resistivity  $\rho_{xy}$  for small vortex bundle as a function of temperature for  $Tl_2Ba_2Cu_2O_8$  high- $T_C$  thin films when the applied magnetic field is kept at  $B = 2$  Tesla is plotted in Fig. 5(a) in comparison with the experimental data for  $\rho_{xy}$  as a function of temperature for constant applied magnetic field  $B$  for  $Tl_2Ba_2Cu_2O_8$  high- $T_C$  thin films taken from Ref. 25. The corresponding values of  $\rho_{xx}$  as a function of temperature when the applied magnetic field is kept at a constant value  $B = 2 T$  is plotted in Fig. 5(b) in comparison with the experimental

data for  $\rho_{xx}$  as a function of temperature for constant applied magnetic field  $B$  for  $Tl_2Ba_2Cu_2O_8$  high- $T_C$  thin films taken from Ref. 25.

For the temperature below  $76 K$ , the quasiorder-disorder first-order phase transition takes place<sup>6</sup>, the system will turn into the regime of thermally activated motion of large vortex bundles; while in this region the potential barrier  $U$  generated by the randomly distributed strong pinning sites inside the vortex bundle becomes large, both the values of  $\rho_{xy}$  and  $\rho_{xx}$  decrease promptly to zero with decreasing temperature. While for the temperature higher than  $102K$ , the regime crosses over to the usual flux-flow regime as is expected. These above consequences are in consistence with the experimental data on  $Tl_2Ba_2Cu_2O_8$  high- $T_C$  thin films<sup>25</sup>.

## **VI. Conclusion**

We have developed a theory for the thermally activated motion of vortex bundle over the directional-dependent potential barrier for mixed state type-II superconductors, and applied this theory to investigate the anomalous Hall effect in conventional and high- $T_C$  superconducting bulk materials and thin films. It is shown that the Hall anomaly is indeed induced by the competition between the Magnus force and the random collective pinning force. The Hall and longitudinal resistivities are calculated for constant applied magnetic field as well as constant temperature, and the



reentry phenomenon is also discussed. All the results from the experiments are in good agreement.

## **ACKNOWLEDGMENTS**

The authors would like to thank Professors Shiping Feng and E H Brandt for the useful and constructive discussions, and carefully reviewed over the draft manuscript and issued many essential suggestions.

## APPENDIX A: CALCULATION OF COHERENT FREQUENCY OF VORTEX BUNDLES BY RANDOM WALK THEORM

It is well understood that the response function for the vortex line oscillates inside the potential barrier due to thermal agitation<sup>26</sup>. By identifying the oscillation energy of the vortex line inside the potential barrier with the thermal energy, it could be easily shown that the thermal oscillation frequency of the individual vortex inside the potential barrier is proportional to the square root of the absolute temperature, namely,

$$\nu = \bar{\nu} \sqrt{T} \quad , \quad (A1)$$

where the proportional constant  $\bar{\nu}$  is given by  $\bar{\nu} = \frac{1}{\pi A} \sqrt{\frac{k_B}{2m}}$ , where  $A$  is the average amplitude of the oscillation,  $k_B$  is the Boltzmann constant and  $m$  is the mass of the vortex line<sup>27</sup>. It is worthwhile to point out that the viscous damping of the vortex line is included implicitly in the average amplitude  $A$ . The oscillations of each individual vortex inside the vortex bundle are not coherent, namely, their oscillations are at random. In order to obtain the coherent oscillation frequency  $\nu_c$  of the vortex bundle as a whole, the frequency  $\nu$  in equation (A1) must be divided by the square root of the number of vortices inside the vortex bundle  $\sqrt{N}$

$$\nu_c = \frac{\nu}{\sqrt{N}} = \frac{\bar{\nu} \sqrt{T} \sqrt{\Phi_0}}{R \sqrt{\pi B}} \quad , \quad (A2)$$

with  $\Phi_0$  is the unit flux,  $R$  is the transverse size of the vortex bundle,  $B$  is the

value of the applied magnetic field. The essential property can be comprehended by considering the problem of random walk. Let  $l_0$  be the length of each individual step, for a walk with totally N steps, if the walk were coherently in the same direction, the total length of N steps would be  $L = N l_0$ ; however, these steps are not coherently in the same direction, they are at random. With the aim of receiving the length of the random walk with N steps it must be divided the above expression by the square-root of N

$$L = \frac{N l_0}{\sqrt{N}} = \sqrt{N} l_0 \quad , \quad (\text{A3})$$

this is the desired answer for the random walk with N steps.

## **APPENDIX B: ROOT-MEAN-SQUARE-ANGLE OF VORTEX BUNDLE**

Let us consider the case for p-type superconductors with current flowing in the positive x-direction and the applied magnetic field in the positive z-direction, if we assume the mean angle between the random collective pinning force of a vortex line and the positive y-direction measured in counterclockwise sense is  $\theta$ . This temperature-and- field-dependent  $\theta$  can be obtained as follows: Since  $\theta$  is small, we can approximately write  $\theta \cong \frac{|\vec{f}_{el}|}{|\vec{f}_L|}$ , where  $|\vec{f}_{el}|$  and  $|\vec{f}_L|$  are the magnitudes of the elastic force and the Lorentz force of the vortex line. Owing to the thermal

fluctuations, and taking into account the fact that  $C_{11} \gg C_{66}$ , the displacement vector

$\vec{S}_f(\vec{r})$  of the vortex line in the vortex bundle as well as its corresponding elastic force

$\vec{f}_{el}$ <sup>4,6,28</sup> is proportional to  $\sqrt{k_B/C_{66}}$  or  $(1/\sqrt{B})\sqrt{T/T_C - T}$ . The temperature-and-field-

dependent  $\theta$  can now be expressed as

$$\theta(T, B) = \bar{\alpha}' \frac{1}{\sqrt{B}} \sqrt{\frac{T}{T_C - T}}, \quad (\text{B1})$$

where  $\bar{\alpha}'$  is a proportional constant. By considering the theorem of random walk, the

mean angle between the random collective pinning force of vortex bundle and the

positive y-direction measures in counterclockwise sense is

$$\Theta(T, B) = \sqrt{N} \theta = \bar{\alpha} \sqrt{\frac{T}{T_C - T}}, \quad (\text{B2})$$

with  $\bar{\alpha} = \bar{\alpha}' R \sqrt{\pi/\Phi_0}$ , where  $R$  is the transverse size of the vortex bundle, and  $\Phi_0$

is the unit flux. Therefore, the root-mean-square value of the angle between the random

collective pinning force for the vortex bundle and the positive y-direction in

counterclockwise sense can be obtained as

$$\Psi = \left[ \int_{-\frac{\pi}{2}}^{\frac{\pi}{2}} \phi^2 \exp\left(\frac{-\phi^2}{\Theta^2(T, B)}\right) d\phi / \int_{-\frac{\pi}{2}}^{\frac{\pi}{2}} \exp\left(\frac{-\phi^2}{\Theta^2(T, B)}\right) d\phi \right]^{\frac{1}{2}}. \quad (\text{B3})$$

Keeping in mind the fact that  $\Theta(T, B)$  is usually very small in our theory, we obtain

$$\Psi \cong \Theta(T, B) = \bar{\alpha} \sqrt{\frac{T}{T_C - T}}. \quad (\text{B4})$$

## References

- <sup>1</sup> A. A. Abrikosov, JETP **5**, 1174 (1957).
- <sup>2</sup> A. K. Niessen and F. A. Staas, Phys. Lett. **15**, 26 (1965).
- <sup>3</sup> H. Van Beelen, J. P. Van Braam Houckgeest, H. M. Thomas, C. Stolk, and R. De Bruyn Ouboter, Physica. **36**, 241 (1967).
- <sup>4</sup> E. H. Brandt, Rep. Prog. Phys. **58**, 1465 (1995).
- <sup>5</sup> A. I. Larkin and Yu. N. Ovchinnikov, J. Low Temp. Phys. **43**, 409 (1979).
- <sup>6</sup> W. Y. Chen and M. J. Chou, Supercon. Sci. Tech. **19**, 237 (2006); W. Y. Chen, M. J. Chou, and S. Feng, Physica C **460-462**, 1236 (2007).
- <sup>7</sup> M. Tinkham, Phys. Rev. Lett. **13**, 804 (1964).
- <sup>8</sup> A. G. Van Vijfeijken and A. K. Niessen, Phys. Lett. **16**, 23 (1965).
- <sup>9</sup> J. Bardeen and M. J. Stephen, Phys. Rev. **140A**, 1197 (1965).
- <sup>10</sup> P. Nozières and W. F. Vinen, Philos. Mag. **14**, 667 (1966).
- <sup>11</sup> E. H. Brandt, J. Low Temp. Phys. **26**, 709 (1997), *ibid.* 735; **28**, 263 (1977), *ibid.* 291.
- <sup>12</sup> W. Y. Chen and M. J. Chou, Supercon. Sci. Tech. **15**, 1071 (2002); W. Y. Chen, M. J. Chou, and S. Feng, Phys. Lett. A **342**, 129 (2005).
- <sup>13</sup> A. K. Niessen, F. A. Staas, and C. H. Weijnsfeld, Phys. Lett. **25A**, 33 (1967).
- <sup>14</sup> C. H. Weijnsfeld, Phys. Letters **28A**, 362 (1968).
- <sup>15</sup> A. M. Campbell and J. E. Evetts, Adv. Phys. **21**, 199 (1972), and references therein.
- <sup>16</sup> P. W. Anderson, Phys. Rev. Lett. **67**, 2092 (1991).
- <sup>17</sup> A. Freimuth, C. Hohn and M. Galffy, Phys. Rev. B **44**, 10396 (1991).
- <sup>18</sup> A. G. Aronov and A. B. Rapoport, Mod. Phys. Lett. B **6**, 1083 (1992).
- <sup>19</sup> W. F. Vinen and A. C. Warren, Proc. Phys. Soc. **91**, 409 (1967); N. B. Kopnin and V. M. Vinokur, Phys. Rev. Lett. **83**, 4864 (1999); W. Y. Chen, M. J. Chou, and Z. B. Huang, Chinese Physics **9**, 680 (2000).
- <sup>20</sup> R. A. Ferrell, Phys. Rev. B **68**, 2524 (1992).
- <sup>21</sup> M. Galffy and E. Zirngiebl, Solid State Commun. **68**, 929 (1988).

- <sup>22</sup> A. W. Smith, T. W. Clinton, C. C. Tsuei, and C. J. Lobb, Phys. Rev. B **49**, 12927 (1994).
- <sup>23</sup> S. J. Hagen, A. W. Smith, M. Rajeswari, J. L. Peng, Z. Y. Li, R. L. Greene, S. N. Mao, X. X. Xi, S. Bhattacharya, Q. Li, and C. J. Lobb, Phys. Rev. B **47**, 1064 (1993).
- <sup>24</sup> W. Göb, W. Liebich, W. Lang, I. Puica, R. Sobolewski, R. Rössler, J. D. Pedarnig, and D. Bäuerle, Phys. Rev. B **62**, 9780 (2000).
- <sup>25</sup> S. J. Hagen, C. J. Lobb, R. L. Greene, and M. Eddy, Phys. Rev. B **43**, 6246 (1991).
- <sup>26</sup> M. Tinkham, *Introduction to Superconductivity* (McGraw-Hill, New York, 1975, p-175)
- <sup>27</sup> M. W. Coffey and J. R. Clem, Phys. Rev. B **44**, 6903 (1991).
- <sup>28</sup> W. Y. Chen, M. J. Chou, and S. Feng, Phys. Lett. A **316**, 261 (2003); W. Y. Chen and M. J. Chou, Phys. Lett. A **280**, 371 (2001).
- <sup>29</sup> U. Essmann and H. Trüble, Phys. Letters **24A**, 526 (1967); P. L. Gammel, D. J. Bishop, G. J. Dolan, J. R. Kwo, C. A. Murray, L. F. Schneemeyer, and J. V. Waszczak, Phys. Rev. Lett. **59**, 2592 (1987); W. H. Kleiner, L. M. Roth, and S. H. Autler, Phys. Rev. **133**, A1226; G. Lasher, Phys. Rev. **140**, A523; E. J. Kramer, J. Appl. Phys. **49**, 742 (1978).
- <sup>30</sup> P. W. Anderson, Phys. Rev. Lett. **9**, 309 (1962); M. R. Beasley, R. Labusch, and W. W. Weber, Phys. Rev. **181**, 682 (1969); D. Dew-Hughes, Cryogenics **28**, 674 (1988); Y. Yeshurun and A. P. Malozemoff, Phys. Rev. Lett. **60**, 2202 (1988).
- <sup>31</sup> J. R. Clem, J. Low Temp. Phys. **18**, 427 (1975); Z. Hao and J. R. Clem, Phys. Rev. B **43**, 7622 (1991).
- <sup>32</sup> E. H. Brandt, J. Low Temp. Phys. **64**, 375 (1986); M. P. A. Fisher, Phys. Rev. Lett. **62**, 1415 (1989); D. R. Nelson and H. S. Seung, Phys. Rev. B **39**, 9153 (1989); M. A. Moore, Phys. Rev. B **39**, 136; E. H. Brandt, Phys. Rev. Lett. **63**, 1106(1989); L. I. Gazman and A. E. Koshelev, Phys. Rev. B **43**, 2835 (1991).
- <sup>33</sup> J. R. Clem, Phys. Rev. B **43**, 7837 (1991); S. N. Artemenko and A. V. Kruglo, Phys. Lett. A **143**, 485(1990); K. H. Fisher, Physica C **178**, 161 (1991); W. E. Lawrence and S. Doniach, Proc. 12<sup>th</sup> Internatl. Conf. of Low Temperature Physics LT 12 (E. Kanda, Academic Press of Japan, Kyoto, 1971)p.361.
- <sup>34</sup> W. Y. Chen and M. J. Chou, Phys. Lett. A **276**, 145 (2000); W. Y. Chen and M. J. Chou, Phys. Lett. A **291**, 315 (2001); W. Y. Chen and M. J. Chou, Phys. Lett. A **332**, 405 (2004); W. Y. Chen, M. J. Chou, and S. Feng, Phys. Lett. A **310**, 80 (2003).

- <sup>35</sup> W. A. Reed, E. Fawcett, and Y. B. Kim, Phys. Rev. Lett. **14**, 790 (1965); N. V. Zavaritsky, A. V. Samoilov, and A. A. Yurgens, Physica C **180**, 417 (1991); T. R. Chien, T.W. Jing, N. P. Ong, and Z. Z. Wang, Phys. Rev. Lett. **66**, 3075(1991).
- <sup>36</sup> W. K. Kwok, J. A. Fendrich, C. J. van der Beek, and G. W. Crabtree, Phys. Rev. Lett. **73**, 2614 (1994); M. Zehetmayer, M. Eisterer, J. Jun, S. M. Kazakov, J. Karpinski, B. Birajdar, O. Eibl, and H. W. Weber, Phys. Rev. B **69**, 054510 (2004).

## FIGURES

FIG. 1(a). The Hall resistivity  $\rho_{xy}$  for small vortex bundle as a function of magnetic field rang from  $B = 3.5 T$  to  $B = 0.5 T$  at  $T = 91 K$ , for  $YBa_2Cu_3O_{7-\delta}$  high- $T_C$  bulk materials with  $T_C = 92 K$ . When  $B$  is less than  $0.5 T$ , belong to thermally activated motion of large vortex bundle,  $\rho_{xy}$  reduces to zero quickly (not shown in the figure). Inset: the experimental result on  $YBa_2Cu_3O_{7-\delta}$  taken from Ref. 21.

FIG. 1(b). The corresponding longitudinal resistivity  $\rho_{xx}$  as a function of magnetic field. When  $B$  is less than  $0.5 T$ , belong to thermally activated motion of large vortex bundle,  $\rho_{xx}$  reduces to zero quickly (not shown in the figure). Inset: the experimental data for field-and-temperature-dependent of  $\rho_{xx}$  taken from Ref. 21.

FIG. 2(a). The Hall resistivity  $\rho_{xy}$  for small vortex bundle as a function of temperature  $T$  range from  $91.6 K$  to  $88 K$  when  $B = 2.24 T$  for  $YBCO$  high- $T_C$  bulk materials with  $T_C = 92 K$ . When  $T$  is below  $88 K$ , belong to thermally activated motion of large vortex bundle,  $\rho_{xy}$  reduces to zero quickly (not shown in the figure). Inset: the experimental results for field-and-temperature dependent of  $\rho_{xy}$  taken from Ref. 21.

FIG. 2(b). The corresponding longitudinal resistivity  $\rho_{xx}$  for  $YBCO$  high- $T_C$  bulk materials as a function of temperature. While  $T$  is below  $88 K$ , belong to thermally activated motion of large vortex bundle,  $\rho_{xx}$  reduces to zero quickly (not



shown in the figure). Inset: the experimental data for field-and-temperature-dependent of  $\rho_{xx}$  taken from Ref. 21.

FIG. 3(a). The Hall resistivity  $\rho_{xy}$  for small vortex bundle as a function of magnetic field range from  $7.5 T$  to  $5.5 T$  at  $T = 4.5 K$ . When  $B$  is less than  $5.5 T$ , belong to thermally activated motion of large vortex bundle,  $\rho_{xy}$  reduces to zero quickly (not shown in the figure). Inset: the experimental results  $\rho_{xy}$  as a function of magnetic field for  $Mo_3Si$  conventional low- $T_C$  superconducting films taken from Ref. 22.

FIG. 3(b). The corresponding longitudinal resistivity  $\rho_{xx}$  as a function of magnetic field. When  $B$  is less than  $5.5 T$ , belong to thermally activated motion of large vortex bundle,  $\rho_{xx}$  reduces to zero quickly (not shown in the figure). Inset: the experimental data of  $\rho_{xx}$  as a function of magnetic field taken from Ref. 22 .

FIG. 4(a). The  $\rho_{xy}$  for small vortex bundle as a function of temperature range from  $92 K$  to  $89 K$  for  $YBCO$  high- $T_C$  thin films with  $T_C = 94 K$ , when the applied magnetic field is kept at  $B = 2 T$ . While  $T$  is below less than  $89 K$ , belong to thermally activated motion of large vortex bundle,  $\rho_{xy}$  reduces to zero quickly (not shown in the figure). Inset: the experimental data of  $\rho_{xy}$  for  $YBCO$  high- $T_C$  thin films as a function of temperature taken from Ref. 23.

FIG. 4(b). The corresponding longitudinal resistivity  $\rho_{xx}$  as a function of temperature when the applied magnetic field is at  $B = 2 T$ , for *YBCO* high- $T_C$  thin films. When  $T$  is less than  $89 K$ , belong to thermally activated motion of large vortex bundle,  $\rho_{xx}$  reduces to zero quickly (not shown in the figure). Inset: the experimental result taken from Ref. 23.

FIG. 5(a). Hall resistivity  $\rho_{xy}$  for small vortex bundle as a function of temperature range from  $102 K$  to  $76 K$  for  $Tl_2Ba_2Cu_2O_8$  high- $T_C$  thin films when the applied magnetic field is kept at  $B = 2 T$ . When  $T$  is less than  $76 K$ , belong to thermally activated motion of large vortex bundle,  $\rho_{xy}$  reduces to zero quickly (not shown in the figure). Inset: the experimental data for  $\rho_{xy}$  as a function of temperature for constant  $B$  on  $Tl_2Ba_2Cu_2O_8$  thin films taken from Ref. 25.

FIG. 5(b). The corresponding  $\rho_{xx}$  as a function of temperature when the applied magnetic field is kept at a constant value  $B = 2 T$ . When  $T$  is less than  $76 K$ , belong to thermally activated motion of large vortex bundle,  $\rho_{xy}$  reduces to zero quickly (not shown in the figure). Inset: the experimental data for  $\rho_{xx}$  as a function of temperature for constant  $B$  on  $Tl_2Ba_2Cu_2O_8$  thin films taken from Ref. 25.

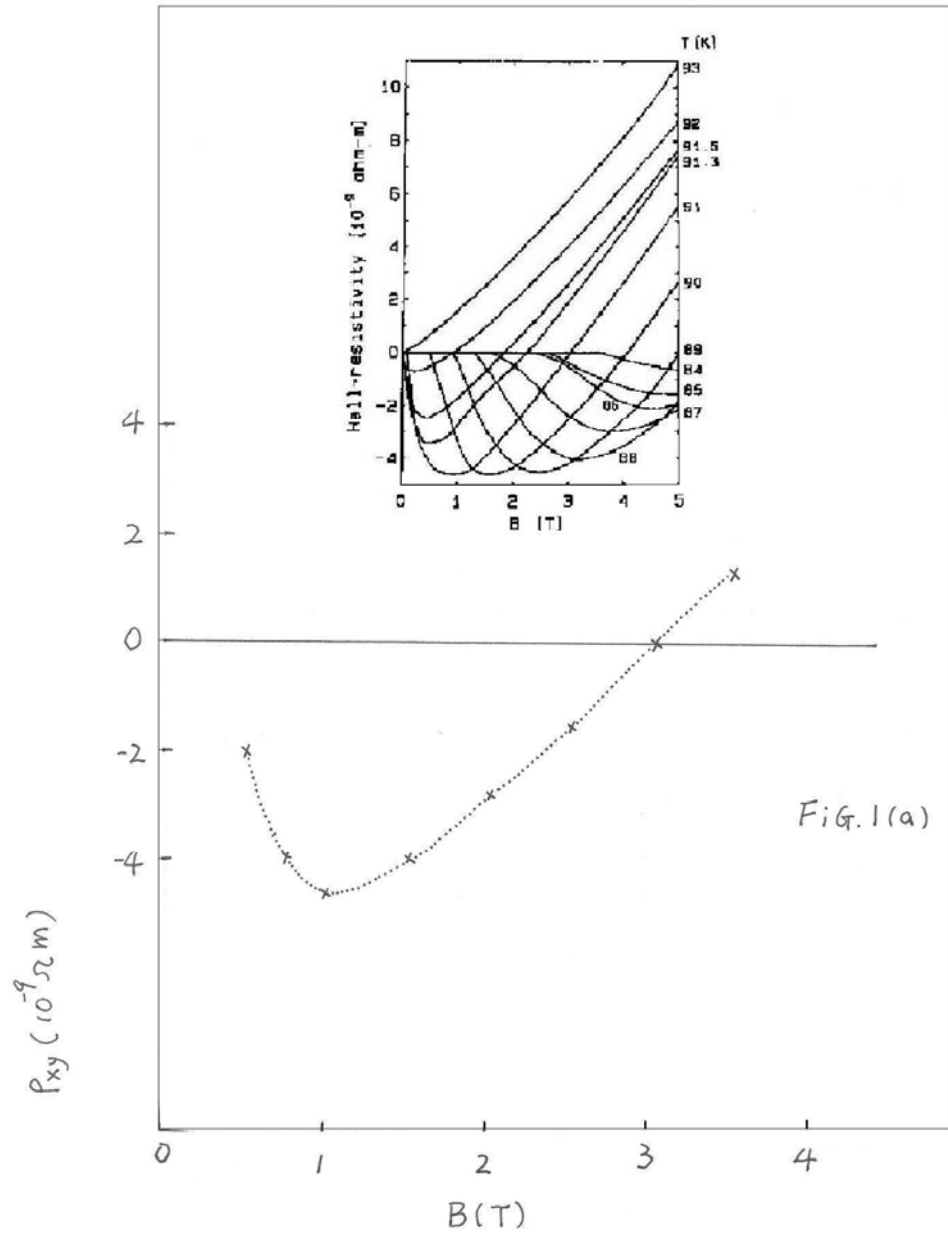


Fig.1(a)

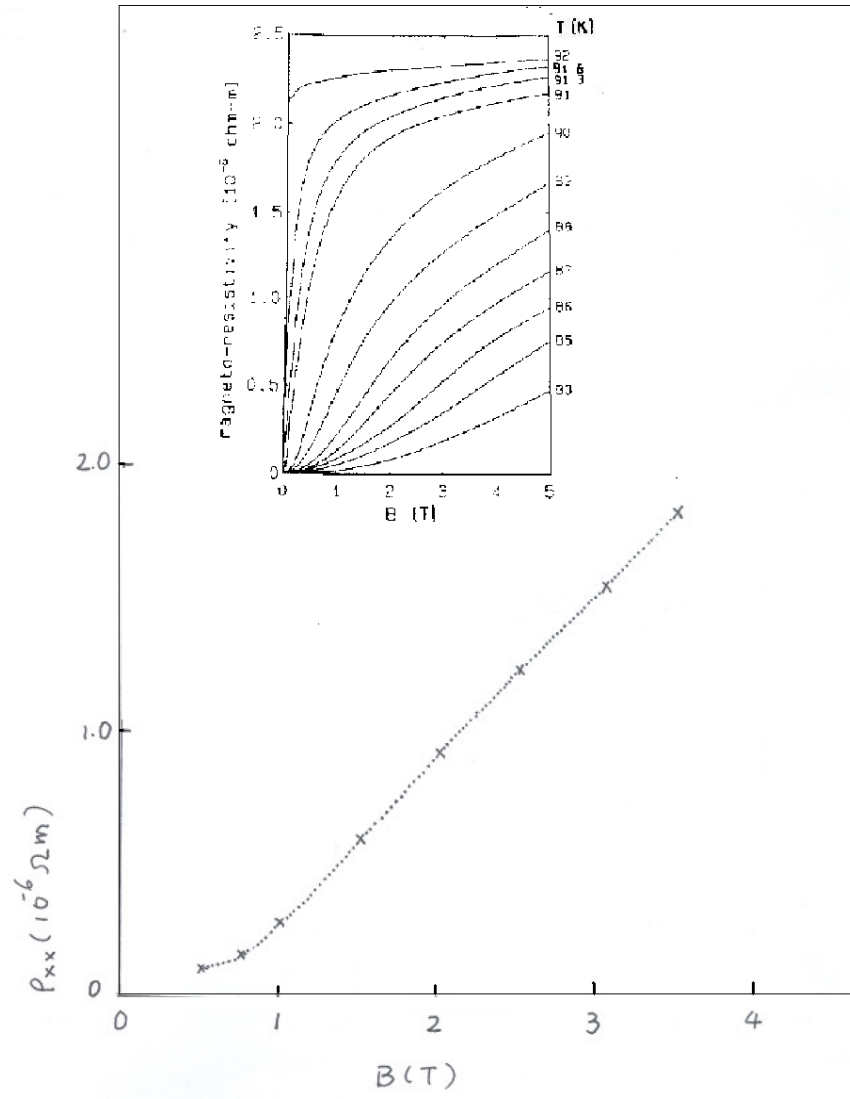


Fig. 1(b)

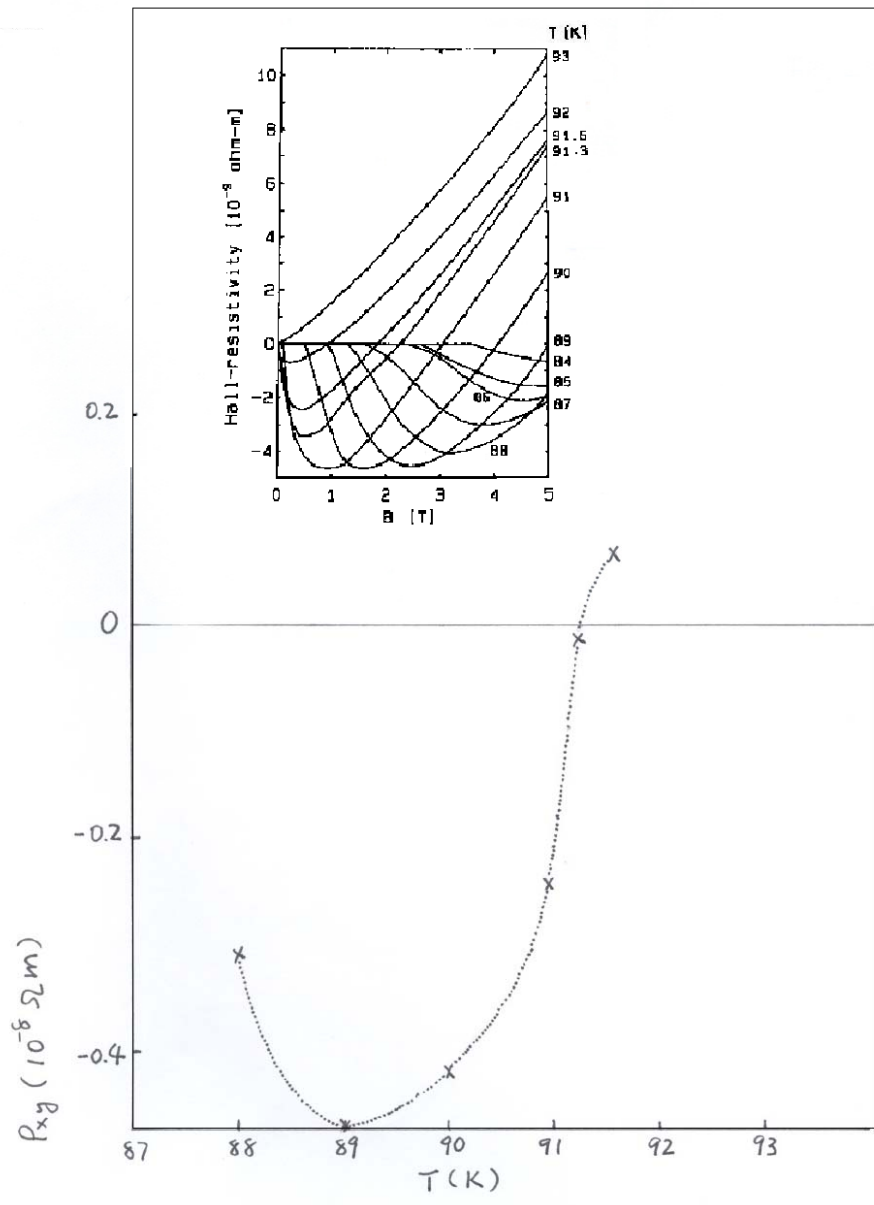


Fig. 2 (a)

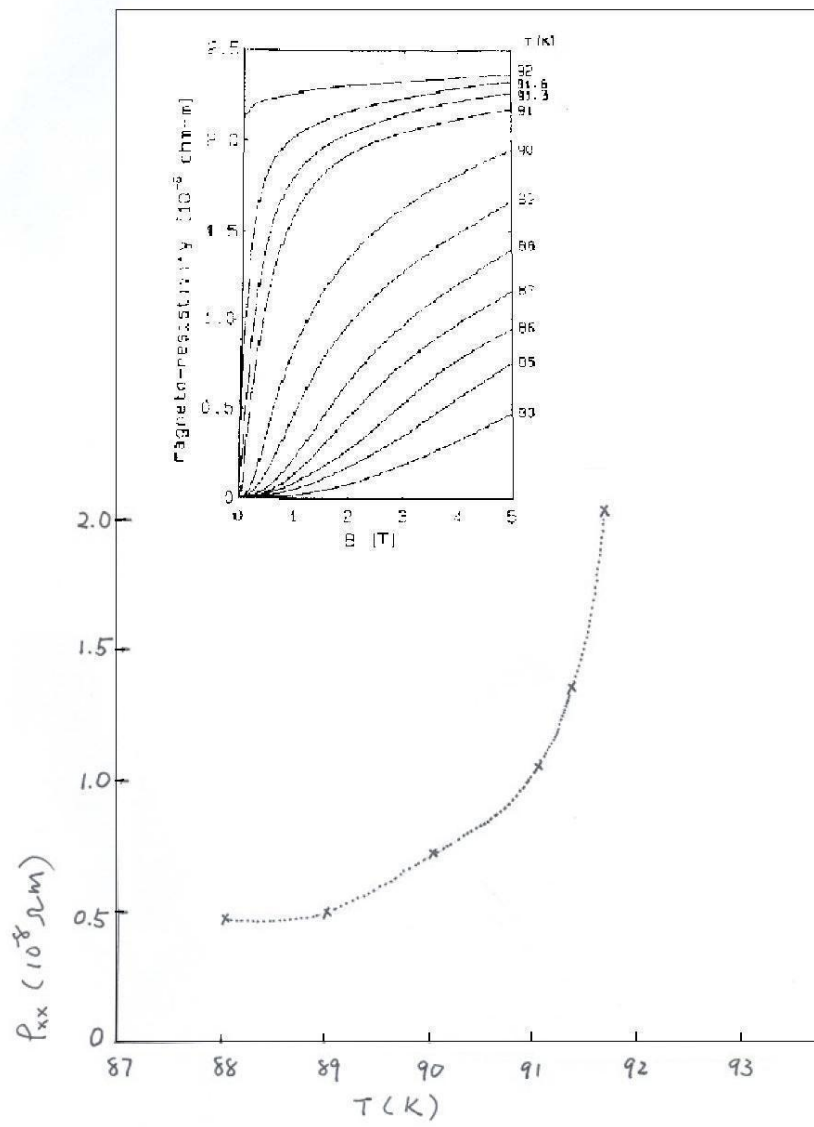


Fig. 2(b)

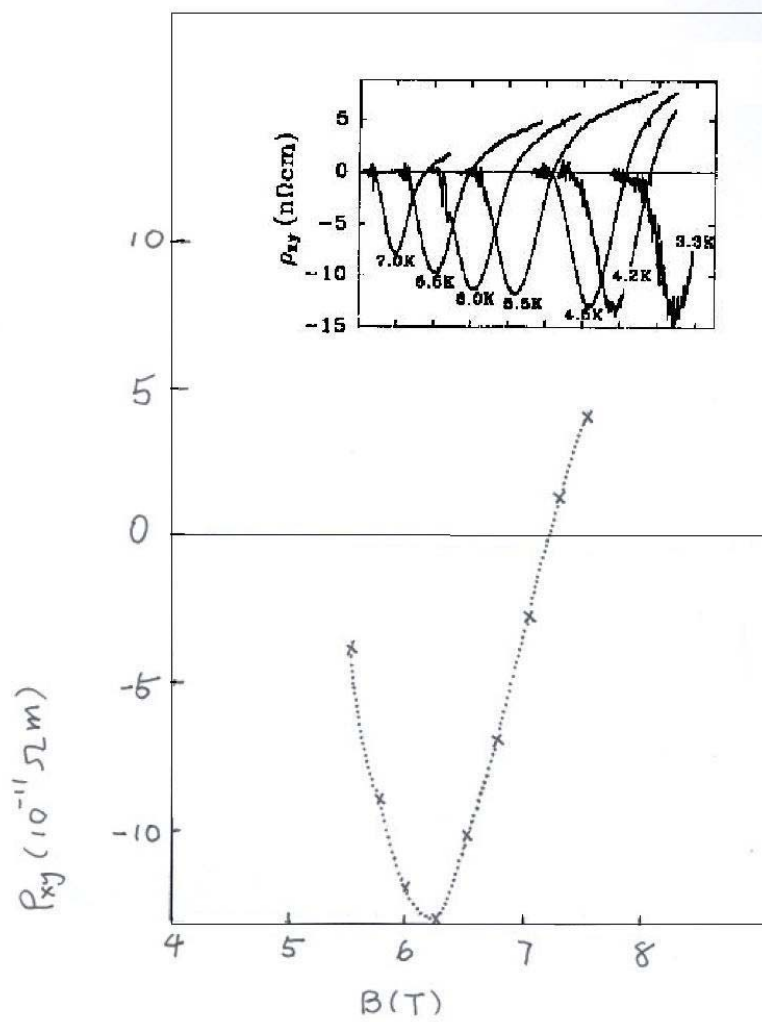


Fig. 3(a)

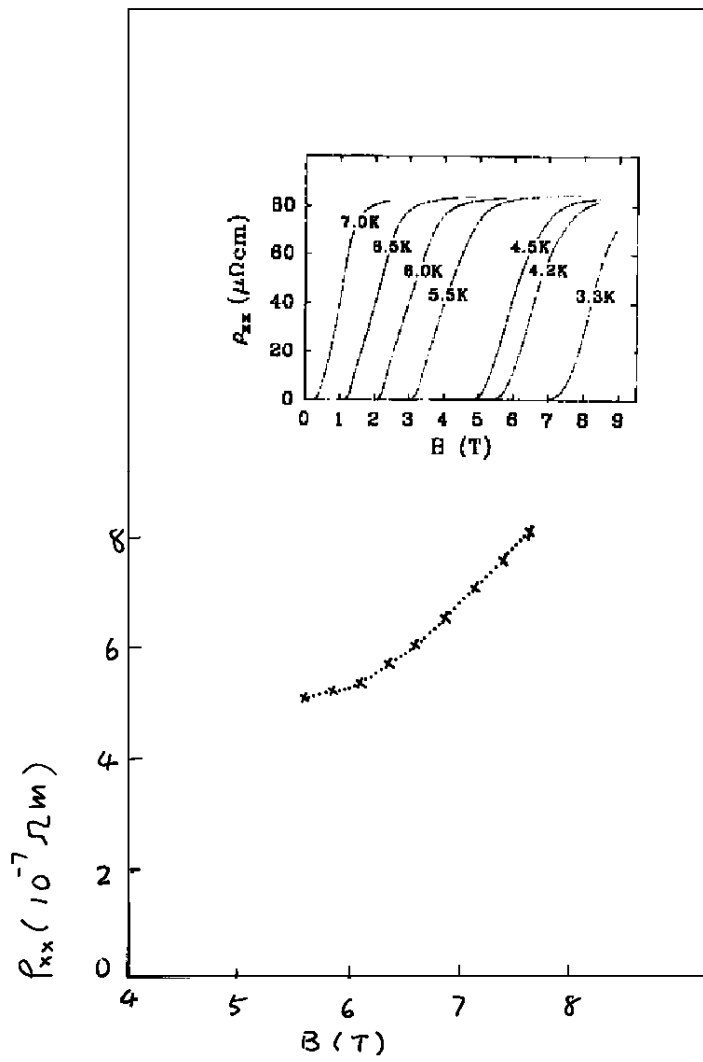


Fig. 3(b)



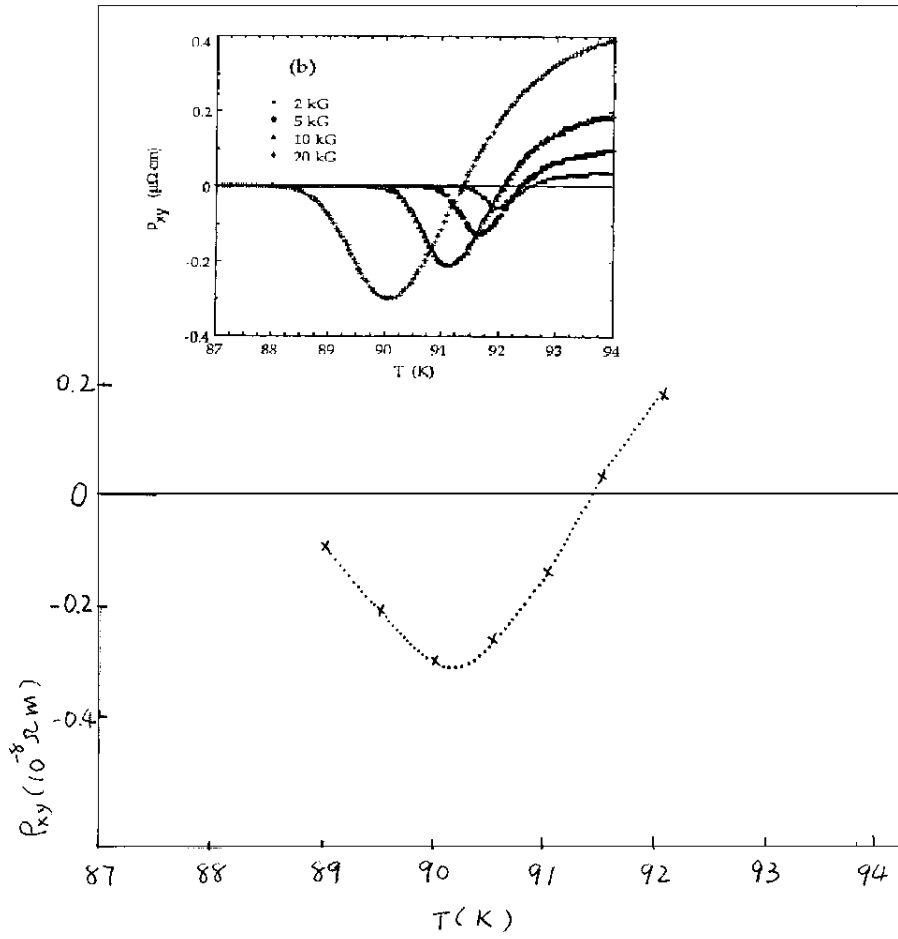


Fig.4(a)

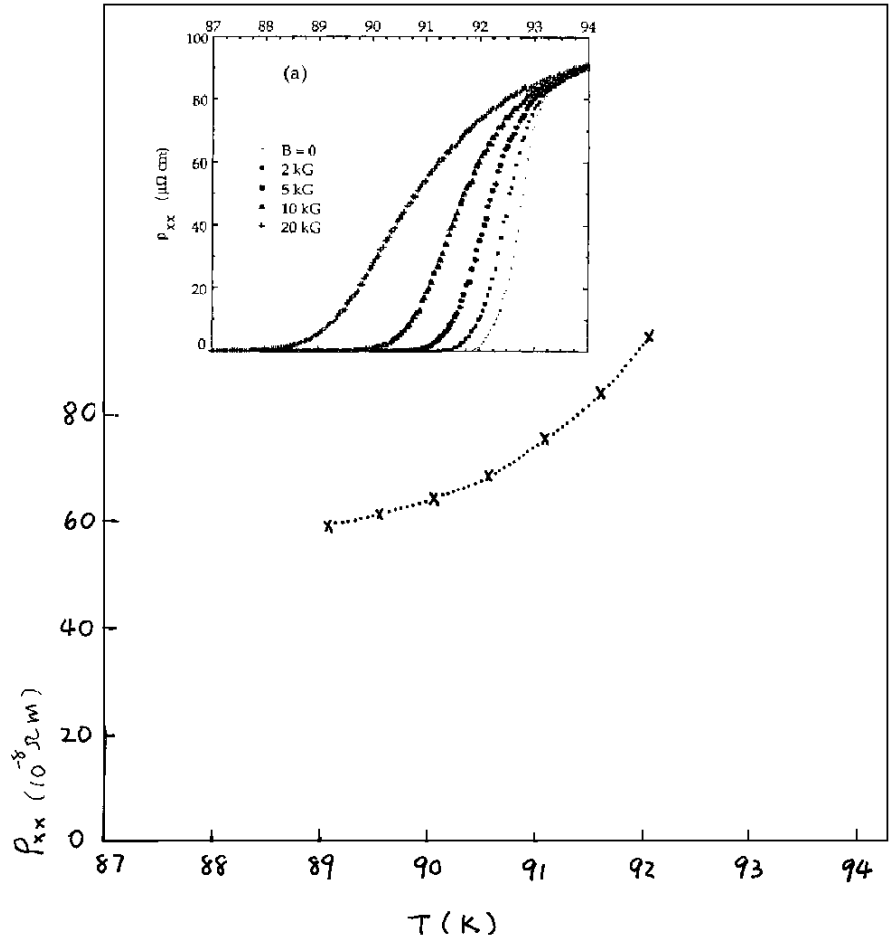


Fig. 4(b)

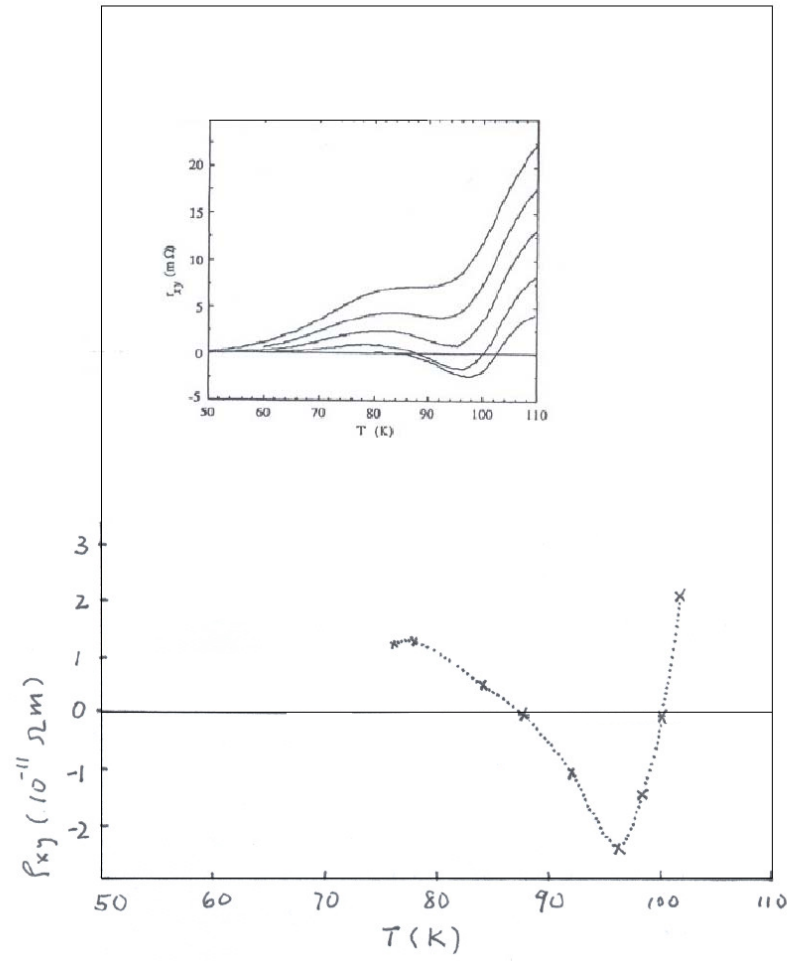


Fig. 5(a)

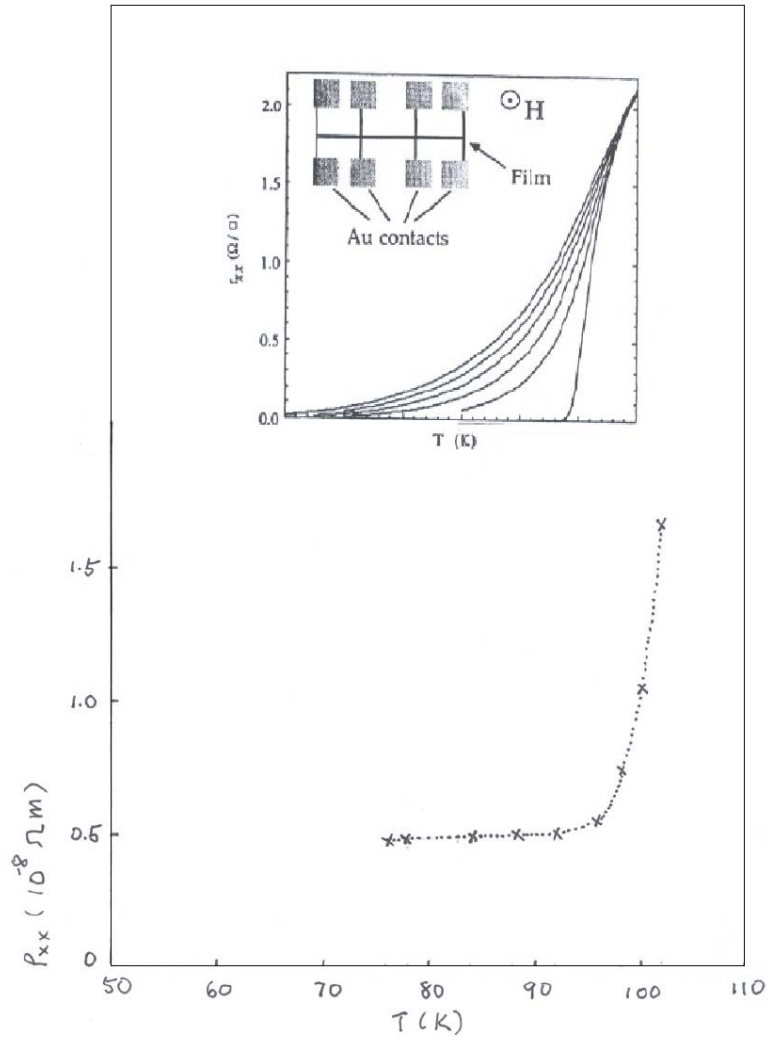


Fig. 5(b)