

Linear response and spontaneous fluctuations of aging systems: the p-spin model

SIMON CHRISTIANSEN AND PAOLO SIBANI

Institut for Fysik og Kemi, SDU, DK5230 Odense M

PACS 65.60.+a – Thermal properties of amorphous solids and glasses
 PACS 05.40.-a – Fluctuation phenomena, random processes, noise, and Brownian motion
 PACS 61.43.Fs – Glasses

Abstract. - The interpretation of experimental and numerical data in a large class of off-equilibrium glassy systems hinges on the connection between spontaneous and induced fluctuations in linear response experiments. For a simple but representative Ising model with plaquette interactions, the magnetization in a small external field is shown to increase intermittently, and in unison with large intermittent outbursts of heat. These outbursts, so-called *quakes*, release the excess energy trapped in the initial configuration. The quake statistics is shown to be approximately described by a Poisson process whose average increases logarithmically with time. This concurs with the idea that record sized energy fluctuations in the thermal noise impinging on the system trigger the quakes, thus ultimately controlling the off-equilibrium aspects of the aging process.

Introduction. – Our knowledge of aging phenomena, the low temperature dynamics of glassy systems following a quench, is largely obtained through linear response experiments [1–4]. To infer from these the properties of the unperturbed dynamics requires that linear response functions and spontaneous fluctuations be connected, as they are in equilibrium through the Fluctuation Dissipation Theorem. The nature of the connection for aging systems is brought to the fore by recent observations that rare intermittent events punctuate Gaussian and equilibrium-like fluctuations of zero average [5–7]

It has been argued [7–10] that the intermittent changes of any physical observables are linked to specific events, called *quakes*, which intermittently release the excess energy trapped by the initial quench. Quakes are allegedly triggered by record sized thermal fluctuations [11, 12], in which case all salient physical changes in off-equilibrium aging are ultimately *subordinated* to the latter events. Such *record dynamics* description is justified when the metastable attractors dynamically selected possess marginal stability [11]. The scenario provides a physical mechanism leading to a logarithmic time reparameterization (see e.g. Ref. [13]), to (approximate) predictions for the energy flow statistics [8] and for the form of the Probability Distribution Functions (PDFs) of fluctuating conjugated autocorrelation and linear response functions [7, 14]. Asymptotically, the average linear re-

sponse and autocorrelation have a linear dependence on the logarithm of time [10], and are thus linearly related, which makes it possible to introduce an effective temperature [15].

In the context of a model which, in spite of its simplicity, is a *bona fide* instance of a complex aging system [9, 16, 17], this Letter presents direct numerical evidence for the existence of a strong temporal correlations between quakes and magnetic intermittent events. By considering both energy and magnetization fluctuations spectra, with and without a small external field, we find that the linear magnetic response increases in unison with the quakes. Secondly, the quakes are shown to obey a Poisson statistics, whose average increases logarithmically in time [12] and linearly with system size. The last property indicates that quakes are spatially localized events.

Model and method. – In the model, N Ising spins, $\sigma_i = \pm 1$ are placed on a cubic lattice with periodic boundary conditions. They interact through the plaquette Hamiltonian

$$\mathcal{H} = - \sum_{\mathcal{P}_{ijkl}} \sigma_i \sigma_j \sigma_k \sigma_l + H \eta(t_w - t) \sum_i \sigma_i. \quad (1)$$

The first sum runs over all the elementary plaquettes of the lattice, including for each plaquette the product of the four spins located at its corners. The second describes the

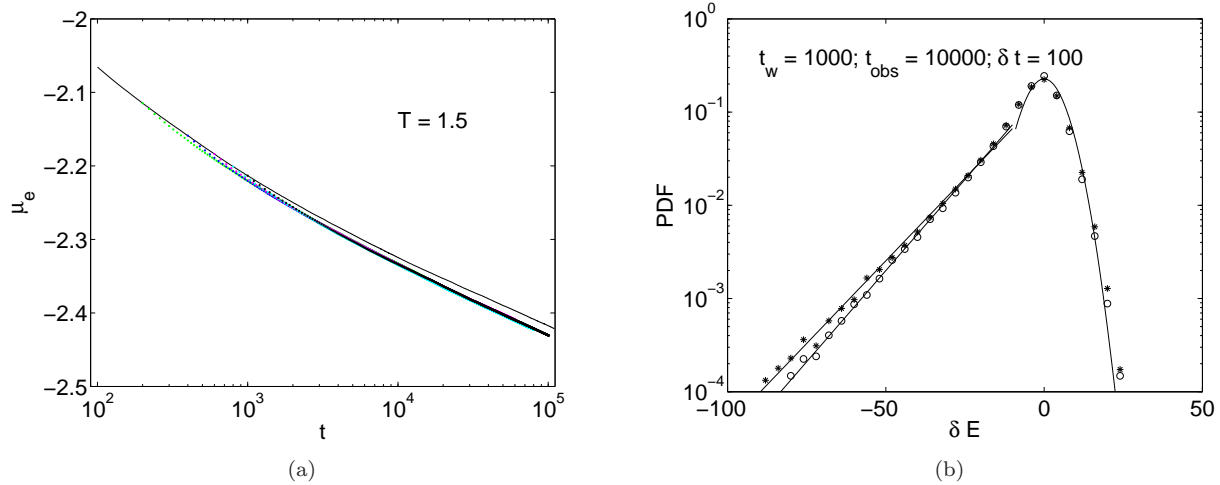


Fig. 1: (a): (color on line) The average energy per spin, μ_e , is plotted versus the system age t , with the magnetic field switched on at times $t_w = 200, 400, 600, 800, 1000$ and $t_w = 2000$. The magnetic field has a quite small effect on μ_e . (b): The PDF of the energy changes δE over a time $\delta t = 100$, with (stars) and without (circles) a magnetic field. Both PDFs feature a central Gaussian part of zero average and intermittent tails. The PDFs are nearly identical, except for the largest and rarest events. The simulation temperature is $T = 1.5$ for all plots.

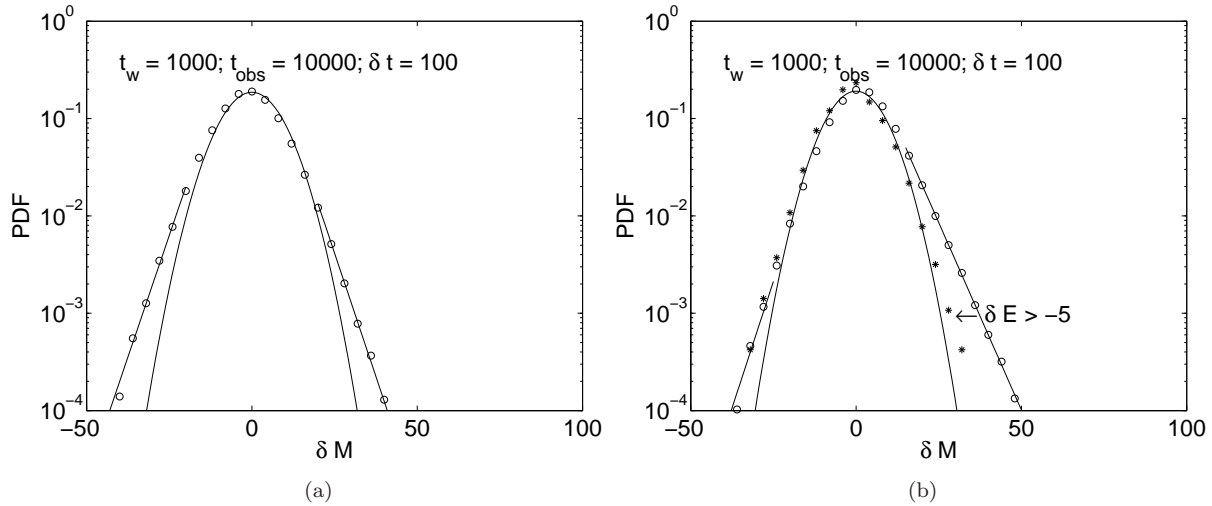


Fig. 2: (color online) (a): The PDF of the spontaneous magnetic fluctuations has a Gaussian central part and two symmetric intermittent wings. Data are sampled in the interval $t_w, t_w + t_{\text{obs}}$. (b): The same quantity (outer graph) when a field $H = 0.3$ turned on at $t_w = 1000$. The left intermittent wing is clearly reduced, and the right intermittent wing is amplified. The inner, almost Gaussian shaped, PDF is the *conditional* PDF obtained by excluding the magnetic fluctuations which happen in unison with the quakes.

coupling of the total magnetization $\sum \sigma_i$ to an external magnetic field. As expressed by the Heaviside step function $\eta(t_w - t)$, the field changes instantaneously at $t = t_w$ from zero to H . Previous investigations of the dynamics in zero field show the presence of a low temperature aging regime [16,17], where the heat flow out of the system occurs intermittently, and at a rate falling off as $1/t$ [9].

The present simulations are performed within the aging regime, i.e. in the temperature range $0.5 < T < 2.5$, using the rejectionless Waiting Time Algorithm (WTM) [18]. The ‘intrinsic’ time unit of the WTM approximately corre-

sponds to one Monte Carlo sweep. By choosing a high energy random configuration as initial state for low temperature isothermal runs, an instantaneous thermal quench is effectively achieved.

To improve the statistics, PDF data are collected over 2000 independent runs for each set of physical parameters. Other statistical data are collected over 1000 independent runs. The symbol t stands for the time elapsed from the initial quench (and from the beginning of the simulations). The symbol t_w is the time at which the field is switched on, and $t_{\text{obs}} = t - t_w$ stands for the ‘observation’ time,

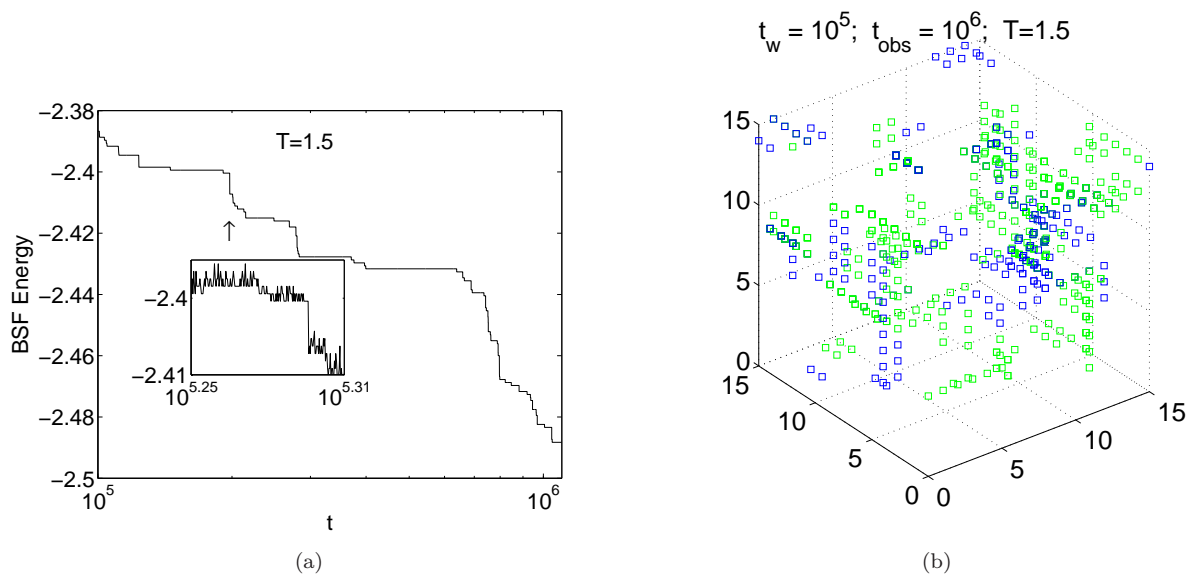


Fig. 3: (color online) (a): The record signal, or Best So Far energy, for a simulation at $T = 1.5$ and no field. The full signal, which includes reversible fluctuations, is shown in the insert for a small sub-interval of the observation time. (b): active spins participating in any quakes occurring during the interval $[10^5, 1.1 \times 10^6]$ are shown in color. All other spins are omitted. By definition, active spins change their absolute average value over five consecutive time units by exactly 2 (blue) or by 1.6 (green). Most spins are excluded as they either fluctuate with no average change or retain a fixed value during all δt 's.

during which data are collected. The value of the external field is set to $H = 0.3$ for $t > t_w$. The thermal energy is denoted by E , and the magnetization by M . The average energy per spin is denoted by μ_e . The PDF of fluctuations in energy and magnetization are constructed using finite time differences of E and M , taken over short time intervals of length $\delta t \ll t_{\text{obs}}$. Four related aspects of the dynamics are discussed: *i*) The Probability Distribution Function (PDF) of the energy fluctuations and the magnetization fluctuations, with and without external field. *ii*): The temporal correlations between quakes and linear response fluctuations. *iii*) The extraction of the quakes from the recorded thermal energy signal. *iv*): The statistical description of the quakes.

Results. – To set the stage, Figure 1, left panel, shows the average energy as a function of time, before and after a field switch at t_w . Different choices of t_w , ranging from $t_w = 200$ to $t_w = 2000$, hardly affect the energy traces. This highlights the insensitivity of the average energy to the value of the (small) external field. The right panel shows, on a logarithmic scale, the PDF of the energy fluctuations in zero field (circles) and for a field switch at $t_w = 1000$ (stars). Gaussian energy fluctuations of zero average are flanked on the left by an intermittent tail, which carries the net heat flow out of the system. A minor difference between the two PDF can be seen for the largest and rarest fluctuations.

The left panel of Fig.2 shows the PDF of the spontaneous magnetic fluctuations in the interval $[t_w, t_w + t_{\text{obs}}]$. Intermittent wings symmetrically extend the central Gaussian fluctuation spectrum. The outer curve in

the right panel depicts the same quantity, but with the field turned on at $t_w = 1000$. The positive intermittent tail is enhanced, the negative tail is reduced and the Gaussian part is not visibly affected. The resulting net average magnetization, i.e. the linear response, is thus carried by the intermittent events. The inner curve depicts the *conditional* PDF obtained by filtering magnetic fluctuations which occur simultaneously (i.e. within the same δt) or immediately following an energy fluctuation with $\delta E \leq -5$. This threshold is near the onset of the intermittent behavior of the heat flow PDF, as seen in Fig 1. The filtering produces a nearly Gaussian PDF, demonstrating the strong temporal correlation present between quakes and intermittent magnetic fluctuations. As argued above, the magnetic contribution to the energy is negligible. Quakes hence mainly dissipate the excess energy entrapped in the initial configuration, see Fig. 1, in the same way as an unperturbed system would do [9].

PDFs can be made arbitrarily accurate by increasing the number of independent simulations performed. In contrast, extracting specific features from a signal trace entails making choices (e.g. choosing thresholds for filtering) which may affect the results. Yet, the identification of the times t_1, \dots, t_q, \dots at which the energy undergoes quakes is needed to estimate the temporal distribution of the latter events, and from there infer statistical properties of the aging process. Visual inspection shows that energy traces of the p-spin model have a fluctuating part superimposed on a monotonic step-wise decay. The t_q values approximately coincide with the steps in the piecewise constant function $r_E(t) = \min_{y < t} E(y)$. The latter is called record

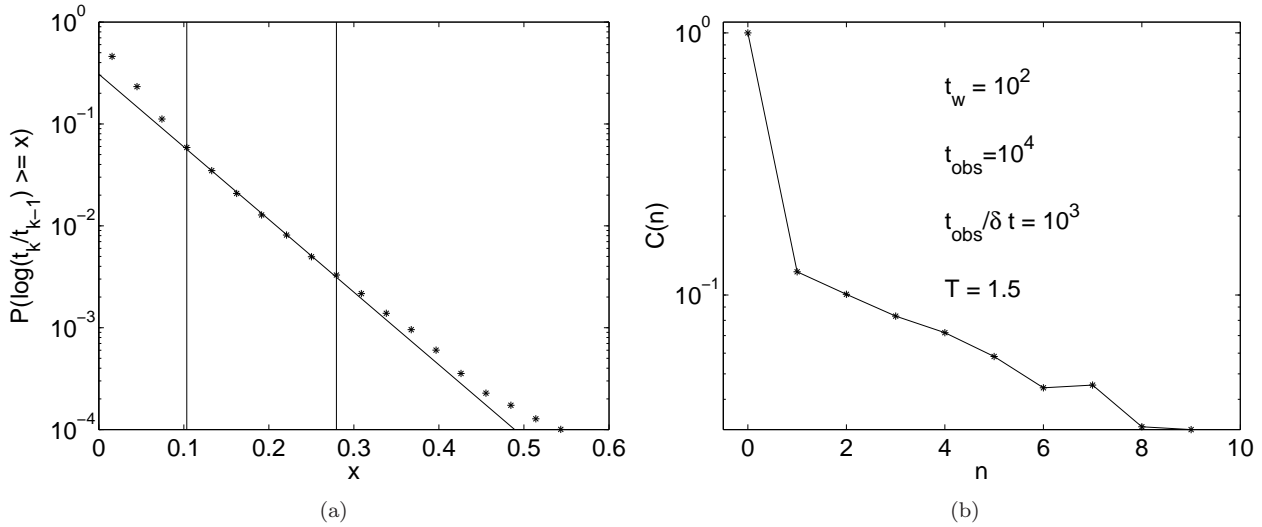


Fig. 4: (color online) (a): The empirical cumulative distribution (stars) of the ‘logarithmic waiting times’ $\tau_k = \ln(t_k) - \ln(t_{k-1})$ is plotted on a log scale. The full line is a least square fit to $y \propto \exp(-ax)$, using the data points between the vertical lines. (b): The normalized correlation between τ_k and τ_{k+n} (stars) is plotted versus n on a logarithmic scale. The line is a guide to the eye. We see that consecutive data points ($n = 1$) are only weakly correlated, and that the correlation decays exponentially for $n > 1$. This is in reasonable qualitative agreement with the theoretical approximation $C(n) = \delta_{n,0}$.

signal, or Best So Far (BSF) energy.

The BSF energy is plotted in the main left panel of Fig. 3. The insert shows the full trace for a shorter interval of time. An analysis based on the form of $r_E(t)$ may introduce a spurious dependence of the estimated number of quakes on the sampling frequency of the signal: When the frequency is (too) high, multiple events will be registered as quakes during the transition from one plateau to the next. This leads to over-counting, and, as discussed later in more detail, to spurious correlations appearing between successive quakes. The right panel of Fig. 3 is a pictorial rendering of the real space positions of spins assessed to participate in one or more quakes during the time interval $[10^5, 1.1 \times 10^6]$. There is no implications that any single quake should be system spanning. In fact, quakes typically only involve small clusters of adjacent spins. In the plot, the ‘active’ spins are shown in color, and the others are omitted. By definition, spins are labeled as active if the time average over five consecutive time units of their orientation has changed by exactly 2 units (blue) or by 1.6 units (green).

When record sized thermal fluctuations trigger the quakes [12], these can be described as a Poisson process with average

$$n_I(t', t) = \alpha \ln(t/t'). \quad (2)$$

Equation 2 provides a logarithmic re-parameterization of the time variables t and t' . The ratio t/t' is the scaling variable of the theory, a property known as ‘pure’ or ‘full’ aging behavior [12].

In a Poisson process with this form of average, logarithmic differences (rather than linear differences) $\tau_q = \ln(t_q/t_{q-1})$, $q = 1, 2, 3, \dots$ are independent and identically

distributed stochastic variables, which share the exponential distribution

$$\text{Prob}(\tau_q > x) = \exp(-\alpha x). \quad (3)$$

From the empirical series of $\{\tau_q\}_{q=1,2,\dots}$ collected for each trajectory, the correlation function is estimated as $C(k) = \langle \tau_q \tau_{q+k} \rangle_q - \langle \tau_q \rangle_q \langle \tau_{q+k} \rangle_q$. The result is then averaged over all trajectories. Deviations from the theoretically expected Kronecker delta $C(k)/C(0) = \delta_{k,0}$ reflect systematic and statistical errors in the protocol used to identify the quakes.

In the left panel of Fig. 4 the distribution of the τ_q (dots) is well approximated by an exponential decay over nearly three decades (line). For large values of the abscissa, deviations stem from a statistical under-sampling of rare events. Near $x = 0$ (the first three points are excluded from the fit) they indicate that successive intervals of equal or near equal duration ($x \approx 0$) are more frequent than theoretically predicted. The correlation function, normalized to $C(k=0) = 1$, is shown in the right panel of the figure. After dropping to approximately 1/10 at $k = 1$, the function tapers off exponentially with increasing k . The (modest) residual correlation confirms that successive events are sometimes spuriously mis-classified as quakes.

A spatially extended glassy system is expected to contain a number, say α , of independently relaxing thermalized domains, wherein independent quakes can originate. Since the observations integrate the effect of α independent Poisson processes, the logarithmic rate of quakes equals α . If the domains are size independent, their number, and hence α must increase linearly with system size.

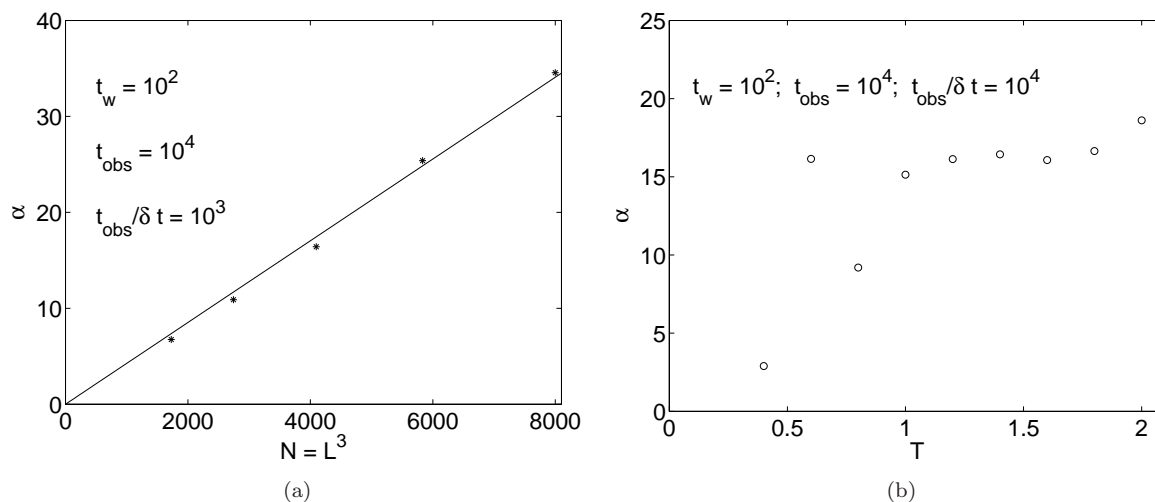


Fig. 5: (color online) (a): The logarithmic rate of quakes α is plotted versus system size for $T = 1.5$. (b): The same quantity is plotted versus T , for $N = 16^3$. The values of α are estimated from an exponential fit to the distribution of logarithmic waiting times, see Fig. 4a.

The left panel of Figure 5 shows that this is the case. Scale invariance of the energy landscape of each relaxing domain is required for record fluctuations to be able to elicit attractor changes [10]. As a consequence, changing the temperature should not change α . Note however that scale invariance cannot hold below a certain system dependent cut-off, where the discreteness of the energy spectrum becomes important. The right panel of Figure 5 shows that α has a modest temperature dependence for $1 \leq T \leq 2$, i.e. for a major part of the range where aging behavior is observed. For lower temperatures, the T dependence is sizable, as expected. The α values are estimated from the exponential distribution of the logarithmic waiting times τ_q , see Fig. 4a.

Summary and conclusions. — Our simulations provide evidence that the intermittent magnetic fluctuations carrying the linear magnetic response are subordinated to the quakes which dissipate the excess energy trapped in the initial configuration. The external field biases the course of these spontaneous events, without altering their temporal statistics in any significant way. For this reason, the field can rightly be considered as a probe of the spontaneous aging dynamics, even though the character of the fluctuations is very different from the thermal equilibrium case. The temporal statistics of the quakes (and, by extension, of the intermittent magnetic fluctuations) can approximately be described as a Poisson process, whose average increases in proportion to the logarithm of time and to the system size. The temperature dependence is weak or absent, reflecting the approximate scale invariance of the energy landscape of the thermalized domains of the system. These findings are expected to be general for aging dynamics of glasses, and are, at least in part, experimentally testable [6].

A possible explanation of our results is that record size thermal fluctuations impinging on the self-similar energy landscape of thermalized and spatially localized domains induce the quakes [8, 9, 12, 14]. Non-equilibrium aspects, e.g. the marginal stability of the metastable attractors dynamically selected [11], are strongly emphasized in this picture at the expense of equilibrium concepts, on which aging descriptions, e.g. domain theories, see Ref. [4], usually rely. Accordingly, the predictions of the theory do not include the (small) deviations of macroscopic averages from t/t_w scaling [7, 9, 10], which stem from the equilibrium-like part of the dynamics.

Acknowledgments. — Financial support from the Danish Natural Sciences Research Council is gratefully acknowledged. The authors are indebted to the Danish Center for Super Computing (DCSC) for computer time on the Horseshoe Cluster, where most of the simulations were carried out.

REFERENCES

- [1] P. Svedlindh, P. Granberg, P. Nordblad, L. Lundgren, and H.S. Chen. Relaxation in spin glasses at weak magnetic fields. *Phys. Rev. B*, 35:268–273, 1987.
- [2] Eric Vincent, Jacques Hammann, Miguel Ocio, Jean-Philippe Bouchaud, and Leticia F. Cugliandolo. Slow dynamics and aging in spin-glasses. *SPEC-SACLAY-96/048*, 1996.
- [3] K. Jonason, E. Vincent, J. Hammann, J. P. Bouchaud, and P. Nordblad. Memory and Chaos Effects in Spin Glasses. *Phys. Rev. Lett.*, 81:3243–3246, 1998.
- [4] Tatsuo Komori, Hajime Yoshino and Haime Takayama. Numerical study on Aging Dynamics in Ising Spin-Glass Models: Temperature-Change Protocols. *Journal of the Physical Society of Japan*, 69:1192–1201, 2000.

- [5] H. Bissig, S. Romer, Luca Cipelletti Veronique Trappe and Peter Schurtenberger. Intermittent dynamics and hyper-aging in dense colloidal gels. *PhysChemComm*, 6:21–23, 2003.
- [6] L. Buisson, L. Bellon, and S. Ciliberto. Intermittency in aging. *J. Phys. Condens. Matter.*, 15:S1163, 2003.
- [7] Paolo Sibani, G.F. Rodriguez and G.G. Kenning. Intermittent quakes and record dynamics in the thermoremanent magnetization of a spin-glass. *Phys. Rev. B*, 74:224407, 2006.
- [8] P. Sibani and H. Jeldtoft Jensen. Intermittency, aging and extremal fluctuations. *Europhys. Lett.*, 69:563–569, 2005.
- [9] Paolo Sibani. Aging and intermittency in a p-spin model. *Phys. Rev. E*, 74:031115, 2006.
- [10] Paolo Sibani. Linear response in aging glassy systems, intermittency and the poisson statistics of record fluctuations. *cond-mat/0611749*, to appear in *EPJB*, 2007.
- [11] P. Sibani and Peter B. Littlewood. Slow Dynamics from Noise Adaptation. *Phys. Rev. Lett.*, 71:1482–1485, 1993.
- [12] Paolo Sibani and Jesper Dall. Log-Poisson statistics and pure aging in glassy systems. *Europhys. Lett.*, 64:8–14, 2003.
- [13] Horacio E. Castillo, Claudio Chamon, Leticia F. Cugliandolo, José Luis Iguain and Malcom P. Kenneth. Spatially heterogeneous ages in glassy systems. *Phys. Rev. B*, 68:13442, 2003.
- [14] Paolo Sibani. Mesoscopic fluctuations and intermittency in aging dynamics. *Europhys. Lett.*, 73:69–75, 2006.
- [15] Leticia F. Cugliandolo, Jorge Kurchan, and Luca Peliti. Energy flow, partial equilibration, and effective temperature in systems with slow dynamics. *Phys. Rev. E*, 55:3898–3914, 1997.
- [16] A. Lipowski and D. Johnston. Cooling-rate effects in a model of glasses. *Phys. Rev. E*, 61:6375–6382, 2000.
- [17] Michael R. Swift, Hemant Bokil, Rui D. M. Travasso and Alan J. Bray. Glassy behavior in a ferromagnetic p-spin model. *Phys. Rev. B*, 62:11494–11498, 2000.
- [18] Jesper Dall and Paolo Sibani. Faster Monte Carlo simulations at low temperatures. The waiting time method. *Comp. Phys. Comm.*, 141:260–267, 2001.