

Quantum critical phenomena of unconventional superconductors: U(1) gauge model of link Cooper pair

Kenji Sawamura, Ikuo Ichinose, and Yuki Moribe

Department of Applied Physics, Nagoya Institute of Technology, Nagoya, 466-8555 Japan

abstract

In this paper we shall study quantum critical behavior of lattice model of unconventional superconductors (SC) that was proposed in the previous papers. In this model, the Cooper-pair (CP) field is defined on lattice links in order to describe d -wave SC. The CP field can be regarded as a U(1) lattice gauge field, and the SC phase transition takes place as a result of the phase coherence of the CP field. Effects of the long-range Coulomb interactions between the CP's and fluctuations of the electromagnetic field are taken into account. We investigate the phase structure of the model and the critical behavior by means of the Monte Carlo simulations. We find that the parameter, which controls the fluxes (vortices) of the CP, strongly influences the phase structure. In three-dimensional case, the model has rich phase structure. In particular there is a "monopole proliferation" phase transition besides the SC phase transition. Depending on the parameters, this transition exists within the SC phase or takes place simultaneously with the SC transition. This new type of transition is relevant for unconventional SC's with strong spatial three-dimensionality and to be observed by experiments.

1 Introduction

Some of the experiments on the high- T_c materials indicate that the superconducting (SC) phase transition at vanishing temperature (T) is a *quantum* phase transition[1] and it belongs to the universality class of the four-dimensional (4D) XY model[2]. On the other hand for constructing a Ginzburg-Landau (GL) theory of the d -wave SC phase transition, the Cooper-pair (CP) field must be put on lattice links instead of site because its condensation has different signature depending on the direction of the CP (see later discussion). It is also suggested that the SC transition at $T = 0$ is a *phase decoherent* phase transition and the SC transition of the high- T_c cuprates is more like the Bose-Einstein condensation than the BCS transition for the coherent length of the high- T_c SC's is very short compared to the ordinary metallic SC's.

In the previous papers[3, 4, 5] from the above point of view, we have introduced a CP field $V_{x,i}$

$$V_{x,i} \sim \langle \psi_{x,\uparrow} \psi_{x+i,\downarrow} - \psi_{x,\downarrow} \psi_{x+i,\uparrow} \rangle \quad (1.1)$$

where $\psi_{x,\sigma}$ ($\sigma = \uparrow, \downarrow$) is the electron at site x with spin σ and $i = 1, \dots, d$ is the spatial direction index (it also denotes the unite vector). As we study a quantum phase transition at $T = 0$, the GL theory is defined on the $d + 1$ (d -spatial and 1-time) dimensional hypercubic lattice. The CP field $V_{x,i}$ has electric charges at x and $x + i$ and it also interacts with the transverse electromagnetic (EM) vector potential $A_{x,i}$.

For the ordinary s -wave SC, the GL theory defined on lattice plays an important role for study on the critical phenomena. There the Cooper pair $\phi_x \sim \langle \psi_{x\uparrow} \psi_{x\downarrow} - \psi_{x\downarrow} \psi_{x\uparrow} \rangle$ is put on lattice site, and its condensation induces the SC phase. This GL theory is called gauge-Higgs model in the elementary particle physics and plays an important role in the unified theories. Recently the gauge-Higgs models have renewed interests and have been studied intensively. In particular, dynamics of multi-flavor Higgs models and their phase structure, order of Higgs phase transitions, effect of the Berry's phase term, etc. are important topics. (See Refs.[6, 7].) These studies are related to multi-gap SC's, deconfined critical points in strongly-correlated electron systems, superfluid and SC in liquid hydrogen at low- T and in high pressure, etc. We expect that the gauge-Higgs model with the link Higgs field $V_{x,i}$ also plays an important role in various fields of physics, and to clarify its dynamics gives useful insight to critical phenomena. In the present paper, we focus on its application to the unconventional (UC) SC.

In the previous paper[5], the following action of the GL theory of the UCSC was derived from a microscopic Hamiltonian by using the path-integral methods (see Fig.1),

$$S_{GL} = g \left[c_1 \sum_{x,\mu \neq \nu} F_{\mu\nu}^2(x) - c_2 \sum_{x,\mu \neq i} (U_{x,\mu} V_{x+\mu,i}^* U_{x+i,\mu} V_{x,i} + C.C.) \right]$$

$$\begin{aligned}
& -d_2 \sum_{x,i \neq j} (U_{x,i} U_{x+i,j} V_{x+j,i}^* V_{x,j} + C.C.) - c_3 \sum_{x,i \neq j} (V_{x,i} V_{x+i,j}^* V_{x+j,i} V_{x,j}^* + C.C.) \\
& + \alpha \sum_{x,i} |V_{x,i}|^4 - \beta \sum_{x,i} |V_{x,i}|^2,
\end{aligned} \tag{1.2}$$

where $F_{\mu\nu}(x) = A_{x,\mu} + A_{x+\mu,\nu} - A_{x,\nu} - A_{x+\nu,\mu}$ ($\mu, \nu = 0, 1, \dots, d$) and $U_{x,\mu} = e^{iA_{x,\mu}}$. The following comments on S_{GL} are in order.

1. The 0-th component vector potential $A_{x,0}$ mediates the long-range Coulomb interaction between the CP's.
2. S_{GL} is invariant under the following gauge transformation,

$$A_{x,\mu} \rightarrow A_{x,\mu} + \alpha_{x+\mu} - \alpha_x, \quad V_{x,i} \rightarrow e^{i\alpha_{x+i}} V_{x,i} e^{i\alpha_x} \tag{1.3}$$

where α_x is an arbitrary function of x .

3. $c_1 \sim \beta$ in S_{GL} are parameters and the overall factor g plays a role of $1/\hbar$ and controls quantum fluctuations[2, 5].
4. The c_2 -term represents the hopping of $V_{x,i}$, whereas the d_2 -term determines the relative phase of the adjacent $V_{x,i}$'s, e.g. the negative d_2 enhances d -wave condensation of $V_{x,i}$.
5. The c_3 -term in S_{GL} controls plaquette-flux (i.e., plaquette-vortex) of $V_{x,i}$.
6. For large c_3 , we expect that monopole configurations of $V_{x,i}$ are suppressed and effects of the compactness of $V_{x,i}$ becomes negligibly small.
7. Parameters α and β control the mean value of $V_{x,i}$ and its fluctuations.

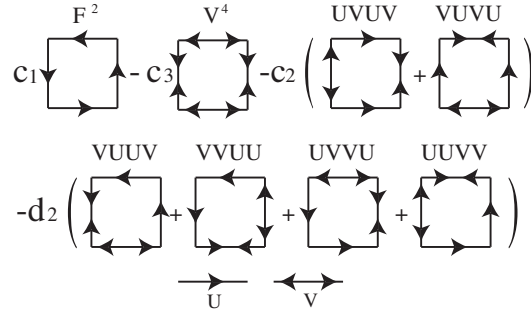


Figure 1: S_{GL} in Eq.(1.2).

In the previous paper[5], we investigated the phase structure of the models (1.2) for $c_1 = c_2 = -d_2 = c_3 = 1$ as varying the parameter g and found existence of *second-order SC* quantum phase transitions. In the $d = 3$ cases, however, we found another phase transition within the SC phase besides the SC transition and we discussed its physical meanings. Though the high- T_c cuprates are quasi-two-dimensional and have layered structure, critical behavior is governed by its three dimensionality. Therefore the above additional phase transition might be observed in experiments.

In this paper we shall continue the previous study and investigate phase structure and quantum critical behavior of the model for various parameters regions. In particular, we shall discuss and verify that the locations of the two second-order phase transitions get closer with each other and finally they merge to a single first-order phase transition as the value of c_3 is increased.

This paper is organized as follows. In Sec.2, we shall study the London limit (the CP field $|V_{x,i}| = 1$) of the model in (3+1)D. For the case $c_1 = c_2 = -d_2 = c_3 = 1$, there are two second-order phase transitions as observed in the case investigated in the previous paper. We discuss the physical meanings of the phase transitions. Then we study how the phase structure will change as the value c_3 is increased. In Sec.3, we shall study the case $\alpha = \beta = 5$ and show that various phase structures appear as the value of c_3 is varied. There new type of phase transitions appear, which are relevant for SC materials with strong three-dimensionality and to be observed by experiments. Section 4 is devoted for conclusion.

2 London limit in (3+1)D

In the previous paper[5], we reported the results of study on the $\alpha = \beta = 5$ and $\alpha = \beta = 10$ cases. We investigated the case with the parameters $c_1 = c_2 = -d_2 = c_3 = 1$, and found that in (3+1)D there are two phase transitions at g_c and g'_c ($g_c < g'_c$). By the calculation of the gauge-boson mass M_G , we concluded that the first transition at g_c is the genuine SC phase transition, which is connected with the proliferation of *vortices* of the CP field $V_{x,i}$, whereas the second one at g'_c is related to the *monopoles* proliferation of $V_{x,i}$. Furthermore we inferred that the locations of the two phase transitions would be getting closer and finally they would merge into a single *first-order* phase transition for larger values of $c_3 > 1$. Recently this kind of phenomena of the phase transition were observed in simpler gauge-theory systems[7].

In this section we shall study the system S_{GL} in the London limit $|V_{x,i}| = 1$. Then the system given by Eq.(1.2) can be regarded as a $U(1)_{NC} \times U(1)_C$ gauge model where the EM vector potential $A_{x,\mu}$ corresponds to the (3 + 1)D noncompact U(1) gauge field, whereas the CP field $V_{x,i}$ is the 3D compact U(1) gauge field. We shall study the system and determine its phase structure by

calculating “internal energy” E , “specific heat” C , the magnetic penetration depth, etc. E and C are defined as follows,

$$E \equiv -\langle S_{\text{GL}} \rangle / L^3, \quad C \equiv \langle (S_{\text{GL}} - \langle S_{\text{GL}} \rangle)^2 \rangle / L^3, \quad (2.1)$$

where L^3 is the system size. The gauge-boson mass M_G is nothing but the inverse magnetic penetration depth and is obtained by calculating the correlation function of the magnetic field $F_{ij}(x)$ [8]. Other interesting quantities are monopole density of $U_{x,i}$ and $V_{x,i}$, ρ_U and ρ_V , which measure the strength of the topologically nontrivial fluctuations of the link gauge fields[9, 3]. ρ_U must have strong correlation to M_G and have small values, but sometimes ρ_U gives clearer signal of the phase transition (see later discussion). As the CP $V_{x,i}$ is defined on lattice link in the present system, vortices (more precisely vortex lines) in the SC phase can be terminate at (anti)monopoles. Therefore ρ_V is a very specific quantity in the present model S_{GL} and does not exist in other systems like the XY model. However as c_3 is getting large, $V_{x,i}$ tends to have “pure-gauge configurations” like $V_{x,i} \sim e^{i\theta_{x+i}} e^{i\theta_x}$ [10] and ρ_V decreases very rapidly.

We first study the case $c_1 = c_2 = -d_2 = c_3 = 1$. The calculations of C and the inverse penetration depth M_G are shown in Fig.2. From the result of C , it is obvious that there are two second-order phase transitions at $g_c \sim 0.37$ and $g'_c \sim 0.405$, since the each peak develops as the system size L is getting large. From the calculation of M_G , we can see that the first transition at g_c is the genuine SC transition. In order to see the physical meaning of the second transition at g'_c , we measured the U and V monopole densities ρ_U , ρ_V . See Fig.3. ρ_U has small values for $U_{x,\mu}$ is the noncompact gauge field and it changes the behavior at both g_c and g'_c . ρ_V has finite (fairly large) values in the region between g_c and g'_c and it starts to decrease at g'_c . This indicates that the transition at g'_c corresponds to the monopole proliferation-suppression of the CP field $V_{x,i}$, i.e., though the density of vortices decreases at the first phase transition point g_c , short vortex lines, which terminate at (anti)monopoles, survive in the region between g_c and g'_c .

Let us turn to the case $c_3 > 1$. As explained in the above, effects of the compactness of the “gauge field” $V_{x,i}$ is suppressed for large c_3 , and the pure-gauge configurations $V_{x,i} \sim e^{i\theta_{x+i}} e^{i\theta_x}$ dominate the path integral. Then one may naively expect that the system is getting close to the 4D XY model. On the other hand, the dynamics of $V_{x,i}$ is getting close to that of the noncompact U(1) gauge field like $U_{x,i}$ because of the suppression of the V -monopoles, and as a result the system becomes $U - V$ symmetric. Then one may expect that two second-order phase transitions in the $c_3 = 1$ case tend to get close with each other and finally they merge into a single phase transition. From the above point of view, it is very interesting to investigate the cases of larger value of c_3 .

We first show the results of the $c_3 = 2$ case. Internal energy E is shown in Fig.4. These results show that there exists a finite jump in E at $g = 0.355$ and its discontinuity gets sharper as the

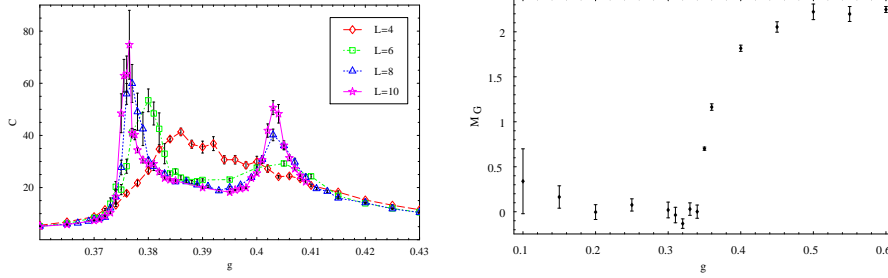


Figure 2: (color online) C for the London limit with $c_3 = 1$. There are two peaks both of which have system-size dependence (left). Gauge-boson mass M_G . It develops nonvanishing value at the first critical coupling $g_c \sim 0.37$ (right).

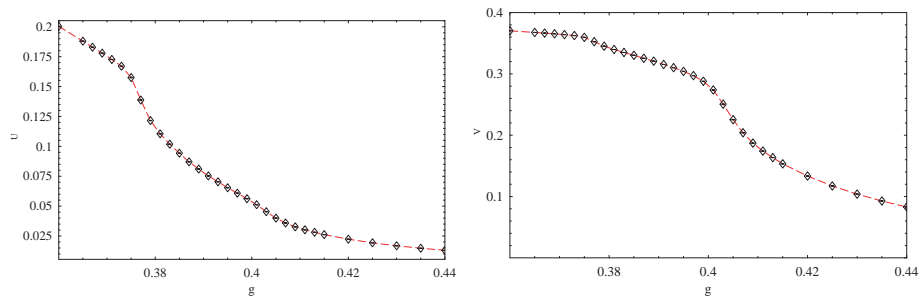


Figure 3: Monopole densities in the London limit with $c_3 = 1$. ρ_U (left) and ρ_V (right). In the region between $g_c = 0.37$ and $g'_c = 0.405$, ρ_V has finite values.

system size L is increased. This means that there exists a first-order phase transition at $g_c = 0.355$. No other anomalous behavior is observed in E and C as g is increased further.

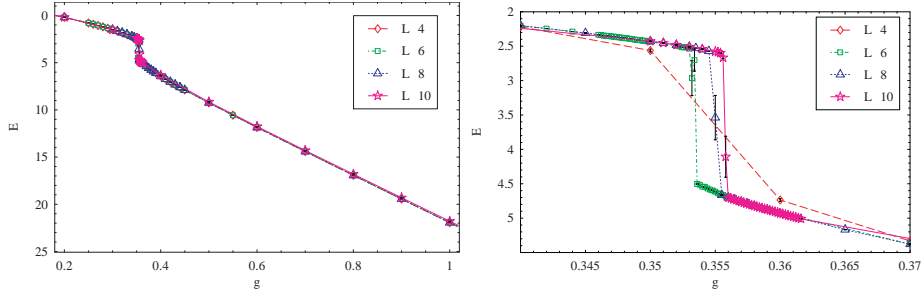


Figure 4: (color online) Internal energy E for $c_3 = 2$ in the London limit. As the system size is getting larger, the discontinuity at $g_c = 0.355$ becomes sharper.

We expect that two second-order phase transitions, which exist for $c_3 = 1$, merge into the first-order phase transition in the present $c_3 = 2$ case. In order to verify the above expectation, we measured the monopole densities ρ_U and ρ_V . See Figs.5 and 6. It is obvious that both ρ_U and ρ_V exhibit discontinuity at the phase transition point $g_c = 0.355$ and are vanishingly small for $g > g_c$. We also measured the gauge-boson mass M_G . The result is shown in Fig.7. M_G does not show sharp discontinuity at the critical point, but it starts to increase from zero at $g_c = 0.355$.

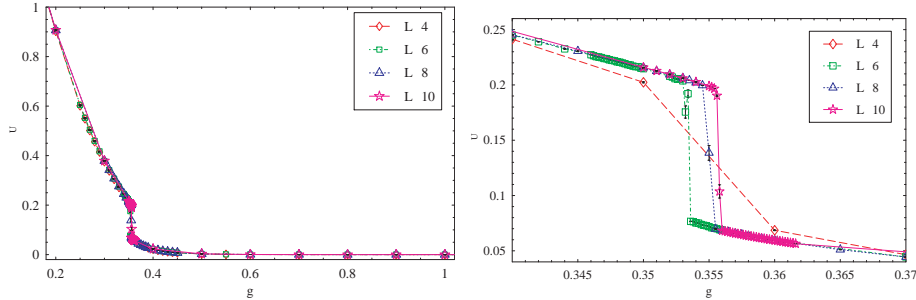


Figure 5: (color online) The U-monopole density ρ_U for $c_3 = 2$ in the London limit. As the system size is getting larger, the discontinuity at $g_c = 0.355$ becomes sharper.

We have also investigated the case of the London limit with $c_3 = 4$. We show the results in Fig.8. There is a first-order phase transition at $g = 0.320$ and behavior of E , ρ_U and ρ_V have similar behavior with those of the $c_3 = 2$. However M_G shows a sharp discontinuity at the critical point in the present case.

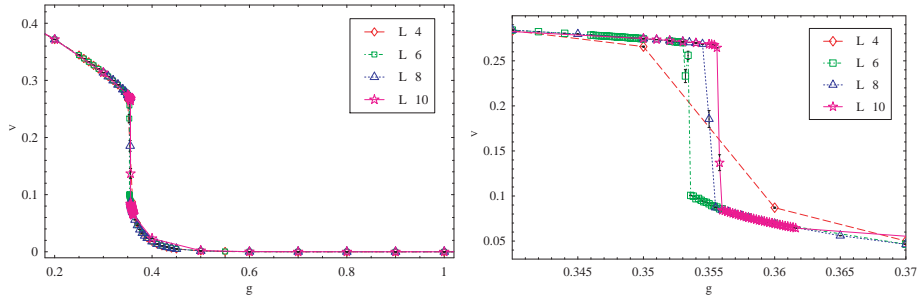


Figure 6: (color online) The V-monopole density ρ_V for $c_3 = 2$ in the London limit. As the system size is getting larger, the discontinuity at $g_c = 0.355$ becomes sharper.

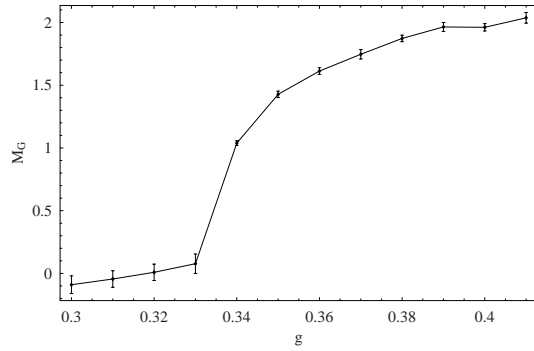


Figure 7: The gauge-boson mass M_G for $c_3 = 2$ in the London limit.

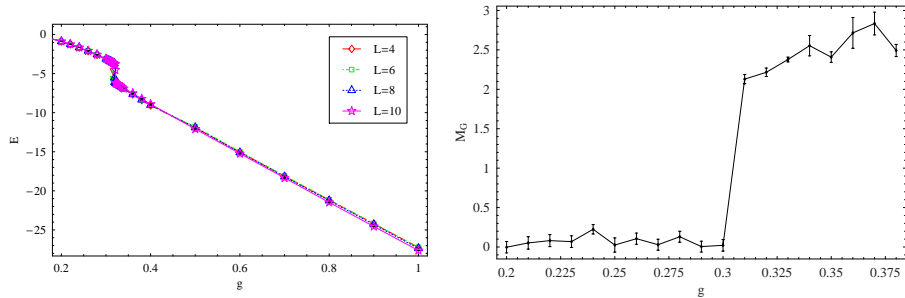


Figure 8: (color online) Internal energy E and gauge-boson mass M_G for $c_3 = 4$ in the London limit. Both quantities exhibit sharp discontinuity at critical point $g_c = 0.320$.

3 Phase structure of $\alpha = \beta = 5$ case

In the previous section, we showed that the two second-order phase transitions merge into a single first-order transition as c_3 is increased. This behavior is expected from the recent studies on more tractable gauge-Higgs models. In this section, we shall study the system with $\alpha = \beta = 5$ and see how the phase structure changes as the parameter c_3 is varied. In this case $V_{x,i}$ is parameterized as $V_{x,i} = r_{x,i} e^{i\varphi_{x,i}}$ and the amplitude $r_{x,i}$ is also a dynamical variable and fluctuates around its mean value. This may change the critical behavior of the model. In fact, it is known that the phase structure of the 3D U(1) Higgs model depends on the potential term of $r_{x,i}$ [11].

The system with $c_2 = -d_2 = c_3 = 1$ has a similar phase structure to that of the London limit with $c_2 = -d_2 = c_3 = 1$, i.e., it has two second-order phase transition points at $g_c = 0.665$ and $g'_c = 0.778$. The detailed results have been given in Ref.[5]. See Figs.9 and 10 for C , $r = \langle r_{x,i} \rangle$ and the gauge-boson mass M_G . The superfluid density $r = \langle r_{x,i} \rangle$ changes its behavior at both critical couplings. The mean-field approximation predicts $(r - r_0) \propto M_G$, where $r_0 = \langle r_{x,i} \rangle$ for $g < g_c$. The data in Fig.10 shows the small but finite deviation from $(r - r_0) \propto M_G$ due to the quantum fluctuations of $V_{x,i}$ and $A_{x,i}$.

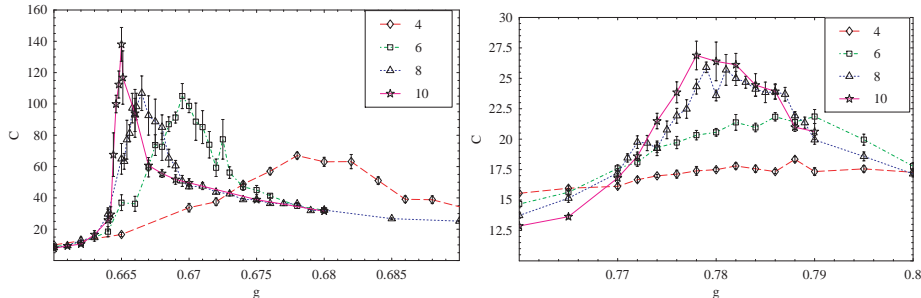


Figure 9: (color online) Two second-order phase transitions for $c_3 = 1, \alpha = \beta = 5$.

In the rest of this section, we shall consider the cases with $c_3 = 2$ and $c_3 = 4$. We first show the internal energy and M_G for the case of $c_2 = -d_2 = 1$ and $c_3 = 2$ in Fig.11. Calculation of E indicates that there exist *two first-order* phase transitions at $g_c = 0.63$ and $g'_c = 0.65$. We have not observed this kind of behavior for the system in the London limit. M_G starts to develop at g_c and therefore the first transition at g_c is the SC phase transition. In order to verify the above conclusion that two first-order phase transitions exist, we measured ρ_U and ρ_V . See Fig.12. The both quantities exhibit sharp discontinuity at the critical couplings g_c and g'_c obtained by E . However, the discontinuity of ρ_U (ρ_V) at g_c (g'_c) is larger than that at g'_c (g_c). In the region between g_c and g'_c , ρ_V has finite

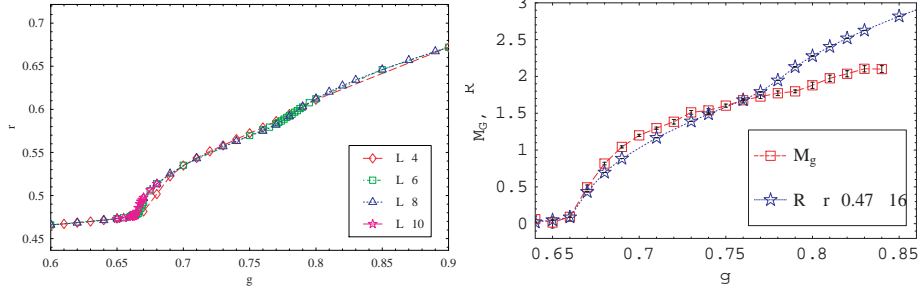


Figure 10: (color online) $r = \langle r_{x,i} \rangle$ for $c_3 = 1, \alpha = \beta = 5$ (left). M_G and r as a function of g (right).

values as in the previous cases.

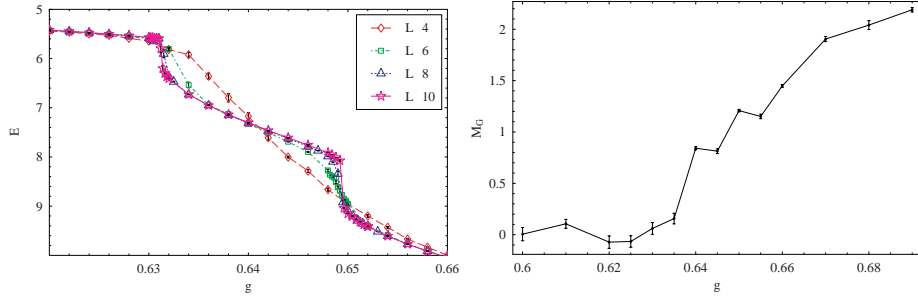


Figure 11: (color online) Internal energy E and gauge-boson mass M_G for $\alpha = \beta = 5$ and $c_3 = 2$. The data of E indicate the existence of *two first-order* phase transitions at $g_c = 0.63$ and $g'_c = 0.65$. M_G develops at the first phase transition at $g_c = 0.63$, the SC transition, whereas it shows no clear change in behavior at $g'_c = 0.65$.

Let us turn to the $c_3 = 4$ case. E in Fig.13 shows that there is single first-order phase transition as in the London limit. $r = \langle r_{x,i} \rangle$ and ρ_V also show a discontinuity at $g_c = 0.55$. In the present case, two first-order phase transitions at $c_3 = 2$ merge into a single first-order phase transition.

4 Conclusion

In this paper we have studied the phase structure and critical behavior of the GL theory that we proposed earlier. In particular, we focused on the isotropic 3D case and investigated its quantum phase structure. In the previous paper, we found that the 2D GL system has a second-order SC

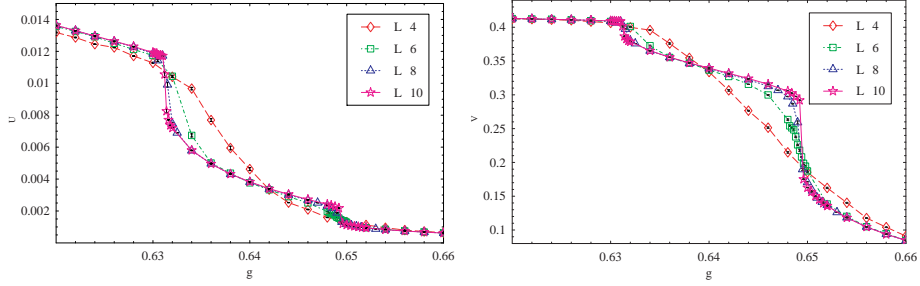


Figure 12: (color online) ρ_U and ρ_V for $\alpha = \beta = 5$ and $c_3 = 2$. The data support the existence of *two first-order* phase transitions at $g_c = 0.63$ and $g'_c = 0.65$.

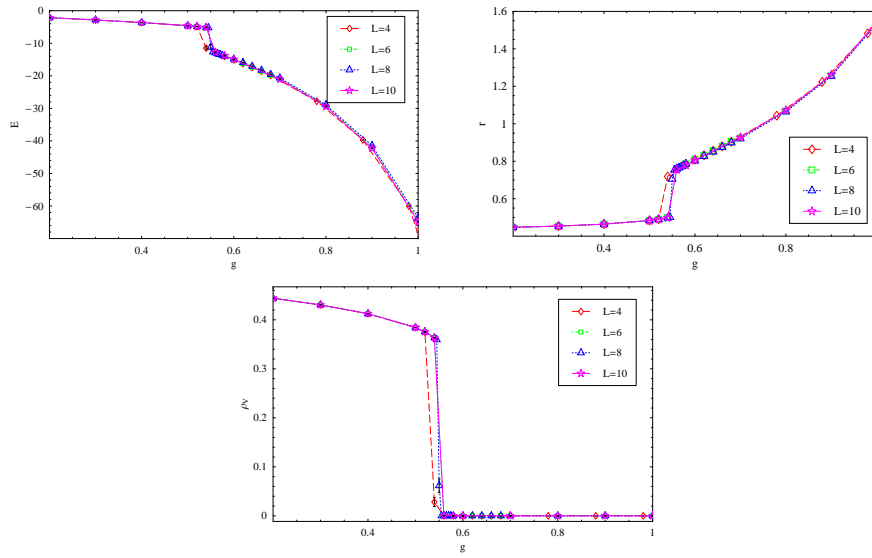


Figure 13: (color online) E , $r = \langle r_{x,i} \rangle$ and ρ_V for $\alpha = \beta = 5$ and $c_3 = 4$. The data support single first-order phase transition at $g_c = 0.55$.

phase transition that is in accordance with the experiments.

Though most of the materials of unconventional d -wave SC's have layered structure, properties of the phase transitions are governed by their three-dimensionality, e.g., the finite- T phase transition is possible by the three-dimensionality of the materials. Then we studied the 3D system and found that interesting phase structure appears depending on the magnitude of the parameters. For materials with strong three-dimensionality, the results obtained in the present paper predict one of the following alternative possibilities;

1. There exists CP monopole proliferation (suppression) phase transition within the SC phase
2. Single first-order SC phase transition exists accompanying monopole transition of the CP

As the real material of high- T_c SC have strong anisotropy, signal of the phase transition within the SC phase and first-order phase transition might be too weak to be observed. However the prediction itself is very interesting.

In the GL theory obtained from the canonical microscopic model of the high- T_c SC like the t-J model, the parameter c_3 is an increasing function of the antiferromagnetic (AF) exchange coupling J , the amplitude of the resonating-valence-bond configuration and the hole concentration[12]. Then it is interesting and also important to take into account the effects of the AF background, i.e., the coefficients in S_{GL} are not simple parameters but are determined by the dynamics of the AF background. This problem is under study and the result will be reported in a future publication.

Another interesting problem is the relation between the magnetic penetration depth at $T = 0$ (the inverse gauge-boson mass at $T = 0$) and the SC phase transition temperature T_c . In principle, T_c can be calculated as a function of g in the present GL theory by means of MC simulations. Then the exponent α , $T_c \propto (M_G)^\alpha$, should be compared with the experimental data of the high- T_c cuprates. (Experiments give $\alpha \sim \frac{1}{2}$ [1].) This problem is also under study and the result will be published in a future publication.

References

- [1] See for example, I.Hetel, T.R.Lemberger, and M.Randeria, arXiv:0707.2397 and references cited therein.
- [2] M.Franz and A.P.Iyengar, Phys.Rev.Lett.**96**(2006)047007.
- [3] T.Ono, Y.Moribe, S.Takashima, I.Ichinose, T.Matsui, and K.Sakakibara, Nucl.Phys.**B764** [FS] (2007)168.
- [4] T.Ono and I.Ichinose, Phys.Rev.**B74** (2006)212503.
- [5] K.Sawamura, Y.Moribe, and I.Ichinose, cond-mat/0703774, Nucl.Phys.B (in press).
- [6] E. Babaev, A. Sudbø, and N. W. Ashcroft, Nature **431**(2004)666;
T. Senthil, L. Balents, S. Sachdev, A. Vishwanath, and M. P. A. Fisher, Science **303**(2004)1490;
T. Senthil, A. Vishwanath, L. Balents, S. Sachdev, and M. P. A. Fisher, Phys. Rev. **B70**(2004)144407;
R. K. Kaul, A. Kolezhuk, M. Levin, S. Sachdev, and T. Senthil, arXiv:cond-mat/0611536;
A. B. Kukulov, N. V. Prokof'ev, B. V. Svistunov, and M. Troyer, Ann. Phys. **321**(2006)1602;
J. Smiseth, E. Smørgrav, and A. Sudbø, Phys. Rev. Lett. **93**(2004)077002;
See also E. Smørgrav, J. Smiseth, E.Babaev, and A. Sudbø, Phys. Rev. Lett. **94**(2005)096401;
S. Kragset, E. Smørgrav, J. Hove, F. S. Nogueira, and A. Sudbø, Phys. Rev. Lett. **97**(2006)247201.
- [7] M. N. Chernodub, E.-M. Ilgenfritz, and A.Schller, Phys. Rev.B **73**(2006)100506;
T.Ono, I.Ichinose, and T.Matsui, arXiv:0704.1323;
M.Bock, M. N. Chernodub, E.-M. Ilgenfritz, and A.Schller, arXiv:0705.1528.
- [8] S.Takashima, I.Ichinose, and T.Matsui, Phys.Rev.B **72**(2005)075112.
- [9] T.A. DeGrand and D. Toussaint, Phys. Rev.D**22**(1980)2478;
R.J. Wensley and J.D. Stack, Phys. Rev. Lett.**63**(1989)1764.
- [10] See for example, A.Melikyan and Z.Tešanović, Phy.Rev.**B74**(2006)144501.
- [11] K.Kajantie, M.Karjalainen, M.Laine, and J.Peisa, Phys.Rev.**B57**(1998)3011;
See also S.Wenzel, E. Bittner, W.Janke, and A.M.J.Schakel, arXiv:0708.0903 and references cited therein.
- [12] I.Ichinose and T.Matsui, Phys.Rev.**B45**(1992)9976.