

# Quasi two-dimensional carriers in dilute-magnetic-semiconductor quantum wells under in-plane magnetic field

Constantinos Simserides<sup>a,1</sup>, and Iosif Galanakis<sup>a</sup>

<sup>a</sup>*University of Patras, Materials Science Department, Panepistimiopolis, Rio, GR-26504, Patras, Greece*

---

## Abstract

Due to the competition between spatial and magnetic confinement, the density of states of a quasi two-dimensional system deviates from the ideal step-like form both quantitatively and qualitatively. We study how this affects the spin-subband populations and the spin-polarization as functions of the temperature,  $T$ , and the in-plane magnetic field,  $B$ , for narrow to wide dilute-magnetic-semiconductor quantum wells. We focus on the quantum well width, the magnitude of the spin-spin exchange interaction, and the sheet carrier concentration dependence. We look for ranges where the system is completely spin-polarized. Increasing  $T$ , the carrier spin-splitting,  $U_{\sigma\sigma}$ , decreases, while increasing  $B$ ,  $U_{\sigma\sigma}$  increases. Moreover, due to the density of states modification, all energetically higher subbands become gradually depopulated.

*Key words:* spintronics, dilute magnetic semiconductors, density of states, spin-polarization

*PACS:* 85.75.-d, 75.75.+a, 75.50.Pp

---

## 1 Introduction

The progress in understanding of transition-metal-doped semiconductors has been impressive [1,2,3]. New phenomena and applications have been discovered, in transition metal doped III-V or II-VI compounds including quasi two-dimensional systems [4,5] where wave function engineering may play a substantial role e.g. increase the ferromagnetic transition temperature.

---

<sup>1</sup> Corresponding author. E-mail: simserides@upatras.gr

An in-plane magnetic field distorts the density of states (DOS) [6,7] of a quasi two-dimensional system because the spatial and the magnetic confinement compete. The energy dispersion in the  $xz$ -plane has the form  $E_{i,\sigma}(k_x)$ , where  $i$  is the subband index,  $\sigma$  is the spin,  $k_x$  the in-plane wave vector perpendicular to the in-plane magnetic field,  $B$  (applied along  $y$ ), and  $z$  is the growth axis. The envelope functions along  $z$  depend on  $k_x$  i.e.,  $\psi_{i,\sigma,k_x,k_y}(\mathbf{r}) \propto \phi_{i,\sigma,k_x}(z)e^{ik_x x}e^{ik_y y}$ . This modification has been realized in transport [8] and photoluminescence [9] studies, as well as in the detection of plasmons in QWs [10]. A fluctuation of the magnetization in dilute-magnetic-semiconductor (DMS) structures in cases of strong competition between spatial and magnetic confinement has been predicted at low enough temperatures [11] and a compact DOS formula holding for any type of interplay between spatial and magnetic confinement exists [11]:

$$\rho(\mathcal{E}) = \frac{A\sqrt{2m^*}}{4\pi^2\hbar} \sum_{i,\sigma} \int_{-\infty}^{+\infty} dk_x \frac{\Theta(\mathcal{E} - E_{i,\sigma}(k_x))}{\sqrt{\mathcal{E} - E_{i,\sigma}(k_x)}}. \quad (1)$$

$\Theta$  is the step function,  $A$  is the  $xy$  area of the structure,  $m^*$  is the effective mass. Generally,  $E_{i,\sigma}(k_x)$  must be self-consistently calculated [7,8,9,11]. The  $k_x$ -dependence in Eq. (1) increases the numerical cost by a factor of  $10^2 - 10^3$  in many cases. For this reason, in the past, the  $k_x$ -dependence has been quite often ignored, although this is only justified for narrow QWs. With the existing computational power, such a compromise is not any more necessary. In the limit  $B \rightarrow 0$ , the DOS retains the occasionally stereotypic staircase shape with the *ideal* step  $\frac{1}{2} \frac{m^* A}{\pi \hbar^2}$  for each spin. The DOS modification significantly affects the physical properties and specifically the spin-subband populations and spin polarization in DMS quantum wells (QWs) [4]. For completeness, we notice that Eq. (1) ignores disorder which -with the current epitaxial techniques- is important when the concentration of paramagnetic ions (e.g.  $\text{Mn}^{+2}$ ) is high.

Here we briefly describe how the above mentioned DOS determines the spin-subband populations and the spin-polarization as functions of  $B$  and the temperature,  $T$ , for DMS single QWs giving a few examples. Calculations for double QWs will hopefully be published in the future. For narrow QWs, it has been shown [11] that the DOS is an almost “perfect staircase” with steps increasing only a few percent relatively to the ideal 2DEG step. In such a case, at very low  $T$ , a completely spin-polarized system can also be achieved [11].

## 2 A few equations

$$U_{o\sigma} = \frac{g^*m^*}{2m_e}\hbar\omega_c - yN_0J_{sp-d}SB_S(\xi) = \alpha + \beta. \quad (2)$$

is the electron spin-splitting.  $\hbar\omega_c$  is the cyclotron gap,  $\alpha = \alpha(B)$  describes the Zeeman coupling between the spin of the itinerant carrier and the magnetic field, while  $\beta = \beta(B, T)$  expresses the exchange interaction between the spins of the  $\text{Mn}^{+2}$  cations and the spin of the itinerant carrier.  $g^*$  is the g-factor of the itinerant carrier.  $y$  is the molecular fraction of Mn.  $N_0$  is the concentration of cations.  $J_{sp-d}$  is the coupling strength due to the spin-spin exchange interaction between the d electrons of the  $\text{Mn}^{+2}$  cations and the s- or p-band electrons, and it is negative for conduction band electrons. The factor  $SB_S(\xi)$  represents the spin polarization of the  $\text{Mn}^{+2}$  cations. The spin of the  $\text{Mn}^{+2}$  cation is  $S = 5/2$ .  $B_S(\xi)$  is the standard Brillouin function. Such a simplified Brillouin-function approach is quite common when dealing with quasi two-dimensional systems. This way, the spin-orbit coupling is not taken into account. This is certainly a simplification, since increasing  $T$ , the magnetization of the magnetic ions competes with spin-orbit coupling.

$$\xi = \frac{g_{Mn}\mu_B SB - J_{sp-d}S \frac{n_{down} - n_{up}}{2}}{k_B T}. \quad (3)$$

$k_B$  is the Boltzmann constant.  $\mu_B$  is the Bohr magneton.  $g_{Mn}$  is the  $g$  factor of Mn.  $n_{down}$  and  $n_{up}$  are the spin-down and spin-up concentrations measured e.g. in  $\text{cm}^{-3}$ , while  $N_{s,down}$  and  $N_{s,up}$  used below are the spin-down and spin-up two-dimensional (sheet) concentrations measured e.g. in  $\text{cm}^{-2}$ . In Eq. 3 (and only there) we approximate  $n_{down} - n_{up} \approx (N_{s,down} - N_{s,up})/L$ , where  $L$  is the QW width. The first term in the numerator of Eq. 3 represents the contribution of the Zeeman coupling between the localized spin and the magnetic field. The second term in the numerator of Eq. 3 (sometimes called “feedback mechanism”) represents the kinetic exchange contribution which -in principle- can induce spontaneous spin-polarization i.e. in the absence of an external magnetic field. Notice that  $n_{down} - n_{up}$  is positive for conduction band electrons. Finally, for conduction band electrons, the spin polarization is

$$\zeta = \frac{N_{s,down} - N_{s,up}}{N_s}. \quad (4)$$

$N_s = N_{s,down} + N_{s,up}$  is the free carrier two-dimensional (sheet) concentration.

$B$  and  $T$  influence the spin polarization in an opposite manner. Moreover, for each type of spin population, the in-plane magnetic field -via the distortion

of the DOS- redistributes the electrons between the subbands i.e., all excited states become gradually depopulated [4]. Thus, the spin polarization can be tuned by varying the temperature and the magnetic field.

### 3 A few results and some discussion

Details on the material parameters used here can be found elsewhere [4]. Figure 1 depicts the spin polarization tuned by varying the parallel magnetic field and the temperature, for different choices of the well width.  $-J_{sp-d} = 12 \times 10^{-3}$  eV nm<sup>3</sup>, while  $N_s = 1.566 \times 10^{11}$  cm<sup>-2</sup>. Because of the DOS modification [11], resulting in different distribution of electrons among the spin-subbands [4], we witness a clear increase of  $\zeta = \zeta(L)$ , i.e.  $\zeta(L = 60 \text{ nm}) > \zeta(L = 30 \text{ nm}) > \zeta(L = 10 \text{ nm})$ . For  $B = 0$ ,  $\zeta$  vanishes, i.e. there is no spontaneous spin polarization phase due to the tiny “feedback mechanism” for this choice of material parameters. Detailed illustrations of the effect of an in-plane magnetic field on the energy dispersion as well as on the density of states, for different well widths, can be found elsewhere [11,12].

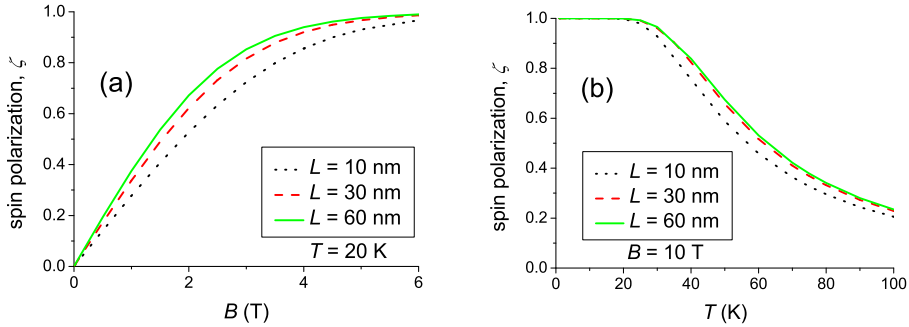


Fig. 1. The spin polarization,  $\zeta$ , tuned by varying: (a) the in-plane magnetic field,  $B$  ( $T = 20$  K), and (b) the temperature,  $T$  ( $B = 10$  T), for different well widths,  $L = 10$  nm, 30 nm, and 60 nm.  $-J_{sp-d} = 12 \times 10^{-3}$  eV nm<sup>3</sup>.

The influence of  $N_s$  on the spin-subband populations and the spin polarization for different values of the magnitude of the spin-spin exchange interaction,  $J$  is examined below. In a heterostructure with higher  $N_s$  we may require smaller values of  $J$  in order to completely spin-polarize carriers. Modifying  $J$ , we have explored the  $N_s$  influence. For  $J = 12 \times 10^{-2}$  eV nm<sup>3</sup> there is a very small influence of  $N_s$  on  $\zeta$ . The situation changes using  $J = 12 \times 10^{-1}$  eV nm<sup>3</sup>. Figure 2 shows  $N_{ij}$  and  $\zeta$  tuned by varying  $N_s$  for  $L = 60$  nm,  $T = 20$  K and  $B = 0.01$  T, using  $J = 12 \times 10^{-1}$  eV nm<sup>3</sup>. The pair  $ij$  is defined in the following manner: 00 symbolizes the ground-state spin-down-subband, 10 the 1st excited spin-down-subband, 01 the ground-state spin-up-subband, and finally 11 symbolizes the 1st excited spin-up-subband. Increase of  $N_s$  from  $\approx$

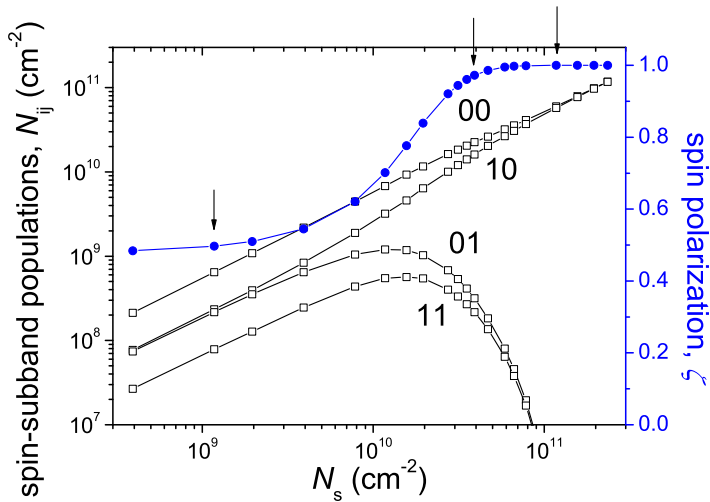


Fig. 2. The spin-subband populations,  $N_{ij}$  and the spin polarization,  $\zeta$  (full symbols), tuned by varying the sheet carrier concentration,  $N_s$ , for  $L = 60$  nm,  $T = 20$  K and  $B = 0.01$  T, using  $J = 12 \times 10^{-1}$  eV nm<sup>3</sup>. The arrows indicate  $N_s$  values where we compare with  $B = 0.0001$  T in the text.

$1.0 \times 10^9$  cm<sup>-2</sup> to  $\approx 1.0 \times 10^{11}$  cm<sup>-2</sup> is sufficient to completely spin-polarize carriers. This is purely due to the “feedback mechanism” stemming from the difference between the populations of spin-down and spin-up carriers. If we decrease  $B$  from 0.01 T to 0.0001 T, then e.g. (a) for  $N_s = 1.175 \times 10^9$  cm<sup>-2</sup>,  $\zeta$  changes from 0.497 to 0.005, (b) for  $N_s = 3.917 \times 10^{10}$  cm<sup>-2</sup>,  $\zeta$  changes from 0.973 to 0.909, however, (c) for  $N_s = 1.175 \times 10^{11}$  cm<sup>-2</sup>,  $\zeta$  remains 1.  $N_{ij}$  and  $\zeta$ , as a function of  $J$  are depicted in Fig. 3.  $T = 20$  K,  $B = 0.01$  T,  $L = 60$  nm,  $N_s = 2.349 \times 10^{11}$  cm<sup>-2</sup>. Due to the small values of  $B$ ,  $N_{10} \approx N_{00}$  and  $N_{11} \approx N_{01}$ .

## 4 Conclusion

We have studied the spin-subband-populations and the spin-polarization of quasi two-dimensional carriers in dilute-magnetic-semiconductor single quantum wells under the influence of an in-plane magnetic field. The proper density of states was used for the first time, incorporating the dependence on the in-plane wave vector perpendicular to the in-plane magnetic field. We have examined a range of parameters, focusing on the quantum well width, the magnitude of the spin-spin exchange interaction, and the sheet carrier concentration. We have shown that varying these parameters we can manipulate the spin-polarization, inducing spontaneous (i.e. for  $B \rightarrow 0$ ) spin-polarization.

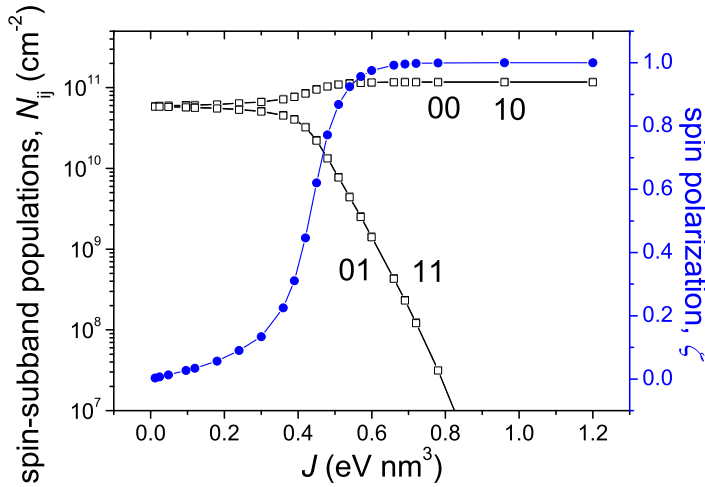


Fig. 3. The spin-subband populations,  $N_{ij}$  and the spin polarization,  $\zeta$  (full symbols), as a function of  $J$ .  $T = 20$  K,  $B = 0.01$  T,  $L = 60$  nm,  $N_s = 2.349 \times 10^{11}$   $\text{cm}^{-2}$ .

## References

- [1] T. Jungwirth, J. Sinova, J. Mašek, J. Kučera, A. H. MacDonald, Rev. Mod. Phys. 78 (2006) 809.
- [2] T. Dietl and H. Ohno, Materials Today 9 (2006) 18.
- [3] A. H. MacDonald, P. Schiffer and N. Samarth, Nature Materials 4 (2005) 195.
- [4] C. Simserides, Phys. Rev. B 75 (2007) 195344.
- [5] D. Kechrakos, N. Papanikolaou, K. N. Trohidou and T. Dietl, Phys. Rev. Lett. 94 (2005) 127201.
- [6] S. K. Lyo, Phys. Rev. B 50 (1994) 4965, tight-binding DOS calculations for narrow double QWs.
- [7] C. D. Simserides, J. Phys.: Condens. Matter 11 (1999) 5131, self-consistent DOS calculations for wide QWs.
- [8] O. N. Makarovskii, L. Smrčka, P. Vasek, T. Jungwirth, M. Cukr, L. Jansen, Phys. Rev. B 62 10908 (2000) and references cited therein.
- [9] Danhong Huang and S. K. Lyo, Phys. Rev. B 59 (1999) 7600 predicted the  $\mathcal{N}$ -type kink, which was recently experimentally verified by M. Orlita, R. Grill, P. Hlídek, M. Zvára G. H. Döhler, S. Malzer, M. Byszewski, Phys. Rev. B 72 (2005) 165314.
- [10] Shun-Jen Cheng and R. R. Gerhardts, Phys. Rev. B 65 (2002) 085307, and S. V. Tovstonog and V. E. Bisti, JETP Letters 78 (2003) 722.

[11] C. Simserides, *Phys. Rev. B* 69 (2004) 113302.

[12] C. Simserides, *Physica E* 21 (2004) 956.