

Transport of a quantum degenerate heteronuclear Bose-Fermi mixture in a harmonic trap

C. Klempt, T. Henninger, O. Topic, J. Will, St. Falke, W. Ertmer, and J. Arlt
Institut für Quantenoptik, Leibniz Universität Hannover, Welfengarten 1, D-30167 Hannover, Germany
(Dated: May 28, 2019)

We report on the transport of mixed quantum degenerate gases of bosonic ^{87}Rb and fermionic ^{40}K in a harmonic potential provided by a modified QUIC trap. The samples are transported over a distance of 6 mm to the geometric center of the anti-Helmholtz coils of the QUIC trap. This transport mechanism was implemented by a small modification of the QUIC trap and is free of losses and heating. It allows all experiments using QUIC traps to use the highly homogeneous magnetic fields that can be created in the center of a QUIC trap and improves the optical access to the atoms, e.g., for experiments with optical lattices. This mechanism may be cascaded to cover even larger distances for applications with quantum degenerate samples.

PACS numbers: 52.55.Jd, 03.75.Be, 03.75.Pp, 03.75.Ss

I. INTRODUCTION

Within the past decade the field of ultracold atomic gases has significantly extended the experimental scope of atomic and molecular physics. In particular the spectacular experiments with quantum degenerate gases after the first observation of Bose-Einstein condensation (BEC) [1, 2] and quantum degenerate Fermi gases [3] have made significant contributions to our understanding of quantum many particle systems. The experimental development in this field has made a number of important tools, such as optical dipole traps [4], optical lattices [5] and magnetic control of interatomic potentials [6] available to a larger community. This has particularly contributed to the development of new sensors and clocks [7].

Practically all of these experiments rely on a magneto-optical trap (MOT) [8] to initially capture and cool atoms from a background gas or an atomic beam. Whereas the initial experiments with quantum degenerate gases used these samples directly for further cooling, another stage is often added in second generation experiments. The transfer of atoms to a region of better vacuum in such a second stage provides longer lifetimes and ultimately results in larger quantum degenerate samples. Various transfer mechanisms based on cold atomic beams [9, 10] were developed for this purpose. However, these experiments still require a second MOT region to recapture the atoms in the final experimental chamber, severely limiting the optical access for further experiments. This limitation was overcome by the development of optical [11] and magnetic [12, 13] transfer mechanisms. Such a controlled transport of cold atoms allows for a direct transfer to a conservative harmonic potential in the region of better vacuum and avoids the need for a second MOT.

However, even in this situation access to the final ultracold samples may be limited and these samples may be in an unfavorable position for further experiments. This is a general problem when magnetic fields are used to confine the samples. Close to the conducting wires, far more strongly confining potentials can be established at moderate power consumption. The confinement of

atoms in close proximity to so-called atom chips [14, 15] relies on this effect. It is also exploited in the popular QUIC-design (quadrupole-Ioffe configuration) for a magnetic trap [16], where the sample is brought close to the coil, which produces the harmonic potential. Thus the optical access to the sample is limited and the atoms are trapped far from the geometric centers. In many experiments it is therefore desirable to transport the these atoms to a more favorable position.

In this paper, we report on the transport of ultracold and quantum degenerate heteronuclear mixtures in a magnetic harmonic potential. The atomic clouds are considerably larger than in experiments on atom chips [17] and moved over a distance of 6 mm from their initial position in a QUIC trap to its geometric center. This is realized by controlling the currents through the QUIC coils and one additional pair of coils.

In consequence the applicability of the popular QUIC trap for further experiments is drastically improved. Many experiments rely on the exact control of the magnetic field strength, which ideally should not vary over the size of the cold cloud. Transporting the atoms to the geometric center significantly increases the homogeneity of the magnetic field that can be subsequently be induced by the pair of QUIC coils operated in Helmholtz configuration. For example the spectral resolution for narrow Feshbach resonances can be improved and adiabatic ramps for the creation of molecules may yield higher conversion efficiencies.

The improved homogeneity is also advantageous in experiments with optical lattices, in which the same on-site energy, i.e., scattering length, for all lattice sites is desired.

In a more general perspective, transporting a bosonic or fermionic quantum gases demonstrates the full control of the external degrees of freedom of a macroscopic quantum object. One may construct paths of such matter-waves for loading atoms into cavities for quantum computing [18] or for the construction of interferometers for precision measurements [19].

These prospects motivated the experimental work re-

ported in this paper. We will give an overview of our experimental setup in Sec. II. Details of our implementation and results of the transport of an ultracold mixture are discussed in Sec. III. We conclude with an outlook in Sec. IV.

II. EXPERIMENTAL SETUP

The apparatus used for the experiments described here consists of two glass cells divided by a differential pumping stage: a MOT cell, where the atomic clouds are collected initially, and a science cell where experiments with ultracold atoms are performed (see Fig. 1). The MOT region, designed for the collection of large clouds of K and Rb, has been described in detail previously [20] and will only be described briefly.

Atoms are transferred between these two regions of the experiment, by transporting them in a movable magnetic quadrupole trap. This transport mechanism is described in detail, since it is a key element for further transport experiments with quantum degenerate samples.

A. Dual species MOT design

The MOT is produced in a large glass cell with inner dimensions $50 \text{ mm} \times 50 \text{ mm} \times 140 \text{ mm}$ at a pressure of 1×10^{-9} mbar. The cell allows for trapping beams with a diameter of 3 cm to capture a large number of atoms. Commercial rubidium dispensers and potassium dispensers constructed according to Ref. [21] are used to provide vapors of ^{87}Rb and ^{40}K . These dispensers are located at a distance of 35 cm from the MOT cell and coat the surfaces of the chamber with rubidium and potassium.

Two high power laser systems are necessary to provide the light for magneto-optical trapping of the two atomic species. The cooling and repumping light for the rubidium atoms is provided by two external cavity diode lasers. Both beams are superposed and simultaneously amplified by a tapered amplifier (TA) chip [22]. A further external cavity diode laser amplified by a TA provides resonant light at the ^{39}K transition frequency (locking point). This light is divided into two parts and one part is shifted to the ^{40}K cooling frequency by an acousto-optical modulator (AOM) in double-pass configuration. The second part is tuned resonant to the ^{40}K repumping by an AOM in quadruple-pass configuration and recombined with the cooling light. After further amplification of the light for potassium with a second TA, it is combined with the light for rubidium with a long pass mirrors. A single polarization maintaining fiber collects all four frequencies for the cooling of potassium and rubidium. The use of a single fiber greatly facilitates all further adjustments and the optic setup is not more complicated than for a single species MOT. We operate the MOT with a total power of 360 mW for Rb and 160 mW for K.

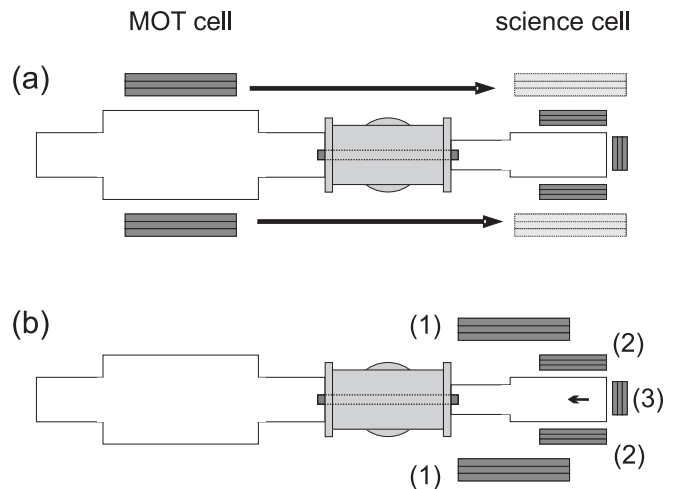


FIG. 1: Outline of the vacuum system and magnetic field coils. The glass cell of the MOT is on the left hand side. The atoms are transported to the science cell on the right hand side by a magnetic field induced by a moving pair of coils as illustrated in (a). A differential pumping stage enables a lower pressure in the science cell. The three coils of the QUIC trap around the science cell are shown on the right hand side. The configuration (b) is used for the transport of the cold mixture to the geometric center of the QUIC trap. The pair of transport coils (1) is displaced from the geometric axis defined by the main coils of the QUIC trap (2), opposite to the QUIC coil (3).

The performance of this MOT is further improved by the use of light-induced atom desorption (LIAD) at a wavelength of 395 nm. Atoms that are adsorbed at the walls of a vacuum chamber are desorbed by irradiation with weak incoherent light. This allows for a temporary increase of the desired partial pressure. LIAD can thus be used to load a rubidium MOT [23] and to obtain high loading efficiencies [24]. Our recent experiments [20] have shown that LIAD is particularly well suited as a switchable atom source, since the pressure decays back to equilibrium after the desorption light is turned off. For the experiments described here about 1×10^8 ^{40}K and 5×10^9 ^{87}Rb are trapped while the desorption light is on, then they are held in the MOT without desorption light while the pressure drops and finally, only magnetic fields are used to confine them.

B. Magnetic transport

After the desorption light is switched off, the temperature of the atoms is brought close to the recoil limit in an optical molasses phase. In a second preparation step the atoms are optically pumped to the fully stretched states $|f, m_f \rangle = |2, 2 \rangle$ for Rb and $|9/2, 9/2 \rangle$ for K. This allows to capture the atoms in a magnetic quadrupole field induced by two MOT coils. These are mounted on a translation stage. Just before it starts moving, the cur-

rent of these coils is ramped up from 14 A to 28 A in 300 ms, which compresses the cold ensemble.

The coils are moved over a distance of 42 cm to the science cell at a pressure of 2×10^{-11} mbar (see part (a) in Fig. 1). Such transport systems for cold atoms have previously been realized using moving coils [13] or sets of overlapping coils [12], since these systems do not require a second MOT in the science cell and provide far better optical access in this region.

The magnetic confinement for the transport of cold thermal samples is provided by the same coils, which produce the small field gradient for the MOT. These coils can produce a quadrupole field with a gradient of up to 138 G/cm. Each coil has 132 turns of 1 mm \times 2.5 mm copper wire. The coils of 13 mm thickness are separated by 74 mm and have an inner diameter of 45 mm. Their wires are fixed by epoxy resin to avoid drifts in the performance. No active cooling is needed.

This pair of coils is mounted on a translation stage (Parker, 404 XR series), with a nominal position reproducibility of 5 μ m. However, the motor of the translation stage is switched off if it is at rest to avoid rf noise between 1 and 30 MHz, which perturbs the rf evaporation of rubidium. The switching does not effect the position. This experimental technique may be used to transport atoms of two species together [25] or for uniting cold clouds [26].

The translation stage is a reliable, maintenance free tool in our experiments. Although the motion can be controlled in detail, we have chosen a simple operation method. We allow for a maximal speed of 10 m/s, limit the acceleration to 1 m/s², and the jerk to 100 m/s³. With these settings, the distance of 0.42 m is covered in less than 1.3 s. Similarly to other experiments [12, 27] at least one third of the particles reach the science cell. The losses can be accounted to collisions with the background gas and to the transport through the differential pumping tube between the two glass cells. Moreover, we have not observed heating during the transport and can conclude that this type of transport is well suited for the transport of mixtures of different species.

The mechanical transport has been suggested for mixing of cold gases with many components, which may be created in different MOT regions and combined with moving coils [26]. This may be especially useful for combinations, which are more difficult to combine in a MOT than K and Rb. Moreover, a chain of such traps has been suggested as a step towards a continuously created BEC [28].

C. Production of quantum degenerate gases

The efficient transfer of cold atoms from the MOT region into a harmonic trap in the science cell enables the production of quantum degeneracy for both ⁸⁷Rb and ⁴⁰K by forced rf-evaporation of rubidium. Therefore, the quadrupole field for the transport is converted into a har-

monic trapping potential, produced by a magnetic trap in QUIC configuration [see Graph (b) in Fig. 1].

To load the atoms into the QUIC trap, they are first transferred from the transport coils into an even stronger quadrupole formed by the main coils of the QUIC trap. Subsequently, the current through the QUIC coil is ramped up. Thus, the atoms are pulled towards this coil and the trap is deformed such that effective evaporation to quantum degeneracy is possible [16]. The ⁸⁷Rb atoms are cooled by rf-evaporation until a Bose-Einstein condensate with up to 1.5×10^6 atoms at a temperature $T = 460$ nK with a transition temperature $T_C = 580$ nK is reached. The ⁴⁰K atoms are cooled sympathetically with the Rb atoms down to the same temperature reaching a quantum degenerate Fermi gas with 1.3×10^6 K atoms (with a Fermi temperature of $T_F = 1530$ nK).

The QUIC trap consists of a set of coils in anti-Helmholtz configuration with 92 turns with a separation of 30 mm and a third QUIC coil with 86 turns [see (2) in Graph (b) of Fig. 1], which is offset from the center of the anti-Helmholtz pair by 40 mm [see (3) in Graph (b) of Fig. 1]. This coil configuration produces an offset field of 1.4 G and trapping frequencies for ⁸⁷Rb of 23 Hz axially and 240 Hz radially. In this configuration the same current of 25 A flows through all three coils, yielding an offset field stability of 3 mG. All experimental results presented in this paper were acquired by releasing the atomic clouds from the magnetic confining potential and taking resonant absorption images after ballistic expansion.

III. TRANSPORT IN A HARMONIC TRAP

Many recent experiments with cold ensembles utilize homogeneous magnetic fields to manipulate the interaction of cold atoms in the vicinity of Feshbach resonances [29]. In our experiments the homogeneous magnetic fields are created by the main coils of the QUIC trap [30], a solution that reduces the experimental complexity in the proximity of the cell. This allows us to profit from the achieved high mechanical and current stability of the QUIC trap.

However, any displacement of the atoms from the symmetry axis leads to a variation of the magnetic field over width of the cloud. This variation is much smaller in the geometric center of the pair of main coils as shown in Fig. 2. A transport of the cold mixture to this region will therefore lead to a smaller magnetic field spread and thus a better control of this crucial parameter.

We have implemented such a transport of ultracold or quantum degenerate samples over a distance of ≈ 6 mm in a harmonic trap. This transport is realized by extending the capabilities of a magnetic trap in QUIC configuration [16] with an additional coil pair in anti-Helmholtz configuration. In our case that coil pair is identical to the one for the transport to the science cell. Part (b) of Fig. 1 illustrates the coil configuration around the vac-

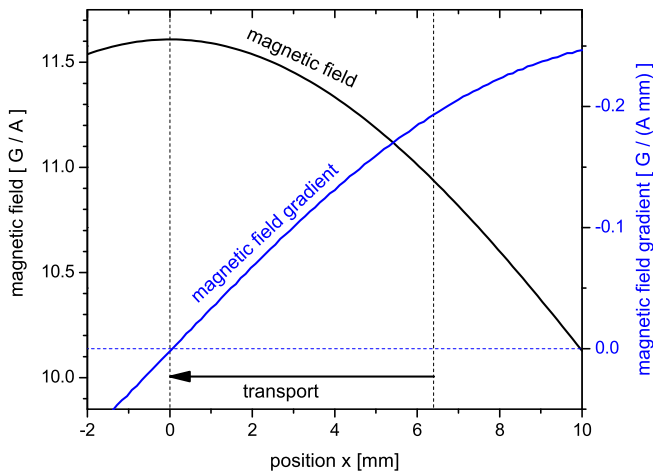


FIG. 2: Calculated magnetic field strength and its gradient generated by the main coils of the QUIC trap operated in Helmholtz configuration as a function of the radial position in the symmetry plane. The transport to the geometric center of the QUIC trap results in a smaller variation of the magnetic field strength over the size of the cloud.

uum system for this transport.

The basic idea is to obtain a quadrupole field induced by the two coil pairs (main and transport), which is shifted away from the one induced by the main coils alone. For any position, the QUIC coil can be used to convert the effective quadrupole field to a harmonic trap.

We have simulated the magnetic fields to obtain optimal parameters for the timing of all currents to realize the transport. The position of the transport coils was chosen such that full optical access to the cell is still guaranteed. Thus we took advantage of the precise position control of the translation rail to make sure that the atoms are exactly in the center of the main coils.

For the transport of a quantum degenerate atomic ensemble in the magnetic trap one has to consider both the position of the potential minimum and the offset field, which corresponds to the trapping frequencies. In particular, the offset field should never drop to zero during the transformation, otherwise spin flips quickly lead to loss from the trap and destroy a quantum degenerate ensemble. Another goal of our optimization strategy was to quickly reduce the radial trapping frequency in order to minimize density dependent losses and heating.

An optimization algorithm was applied to find suitable currents through the coils taking these issues into account. We aimed for the following functional behavior of the position x with time t

$$x(t) = D \frac{1}{2} \left[\cos\left(\pi \frac{t}{\tau}\right) + 1 \right] \quad (1)$$

for a total transfer from position D to the origin in the time τ . Thus, the velocity of the trap changes steadily from and to zero. The result of the simulation is shown in Fig. 3. To initiate the transfer the current of the additional quadrupole coil pair and the current through the

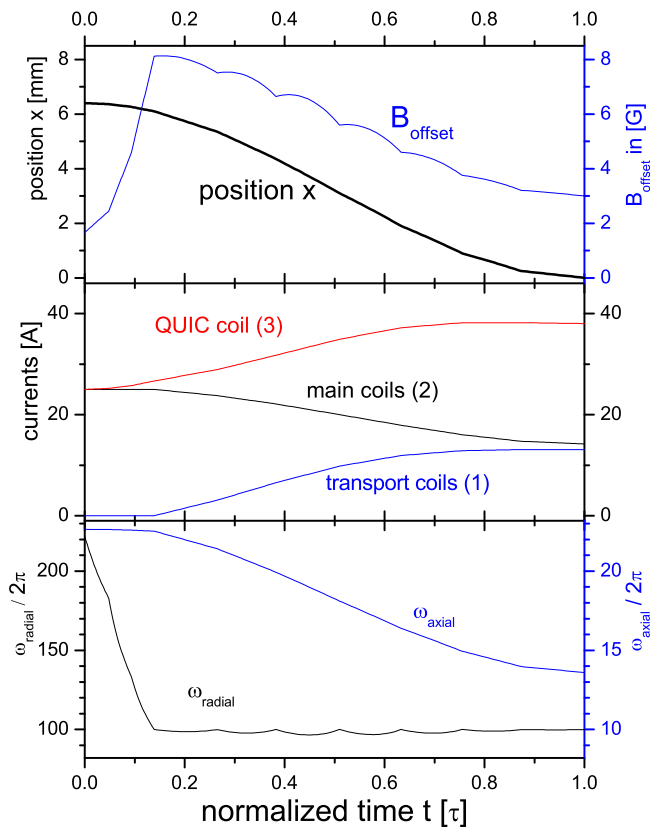


FIG. 3: Simulation of the transport from the QUIC trap to the symmetry axis of the quadrupole coils. The top graph shows the resulting positions and the offset magnetic field. The middle graph illustrates the currents as obtained in an optimization with 12 points. The wobbles for the magnetic field are due to the linear interpolation between these points. The trap frequencies for ^{87}Rb are depicted in the bottom graph. Note that the trap frequencies for ^{40}K can be interfered directly using the ratio of the masses since the product $m_f g_f = 1$ for the respective transported states is equal.

QUIC coil are simultaneously increased while the current through the anti-Helmholtz coil pair is decreased. The center of the harmonic potential shifts towards the common center of the two quadrupole coil pairs.

By controlling the currents through the coils, the transfer can in principle be realized adiabatically. Since it is experimentally necessary to implement the time dependence of the currents in linear ramps we have limited our simulation to 12 linear ramps. Snapshots of the absolute value of the magnetic field are shown in Fig. 4.

Based on this simulation, we have experimentally implemented the transport and took absorption images after each of the applied ramps. The atoms follow the position of the trap precisely, as illustrated in Fig. 5. The measurement confirms the simulated transport of the ultracold mixture. It shows that we have complete control over the position of the atoms by applying designed currents through the coils to induce an adiabatically changing magnetic field.

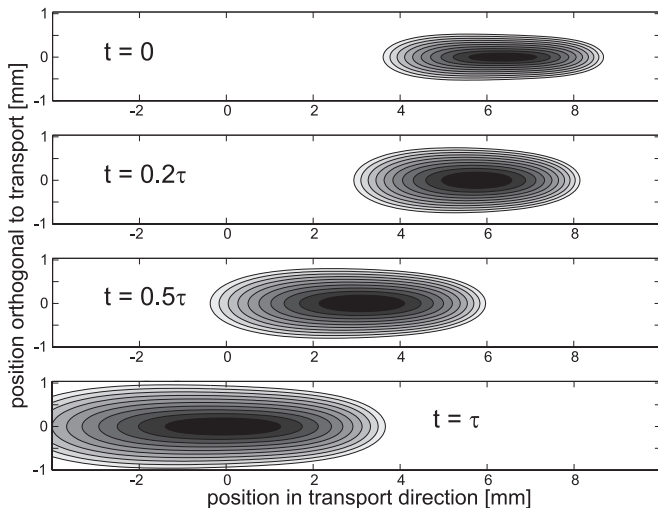


FIG. 4: Resulting magnetic field for several stages of the transport (top view). The atoms are transported from the right-hand side (top graph) to the left-hand side (bottom graph), both axes are given in mm. By comparing the top and bottom picture one can easily identify the covered distance and the relaxation of the trap. The magnetic field at the bottom of the trap (see B_{offset} in Fig. 3) is subtracted for all four situations to allow for a better comparison.

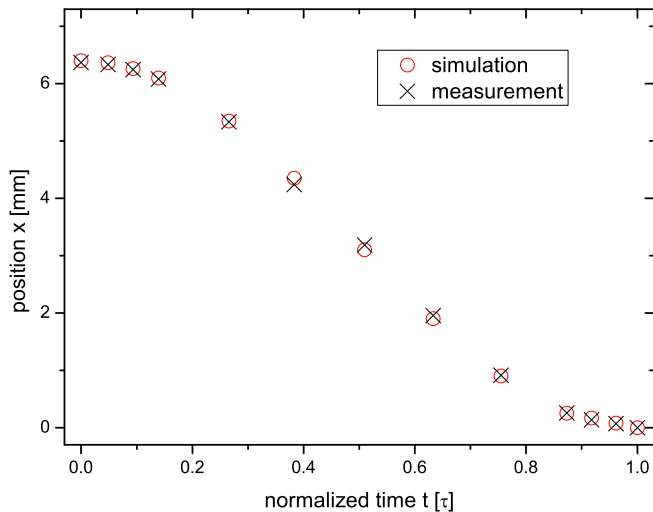


FIG. 5: Simulated position of the harmonic trap and measured positions of a sample of cold rubidium.

Due to the lower trapping frequencies the heating rate of the sample in the final trap is lower than in the initial QUIC trap (75 and 330 nK/s). The observed heating during the transfer is between these two rates and thus no additional heating due to the transport is present as shown in Fig. 6. In fact, it is possible to transport quantum degenerate gases without loss of the degeneracy if the transport time τ is shorter than 1 s.

Due to the chosen functional behavior [see Eq. (1)] in particular short transport times $\tau < 1.5$ s lead to an oscillation of the atomic clouds in the final magnetic trap

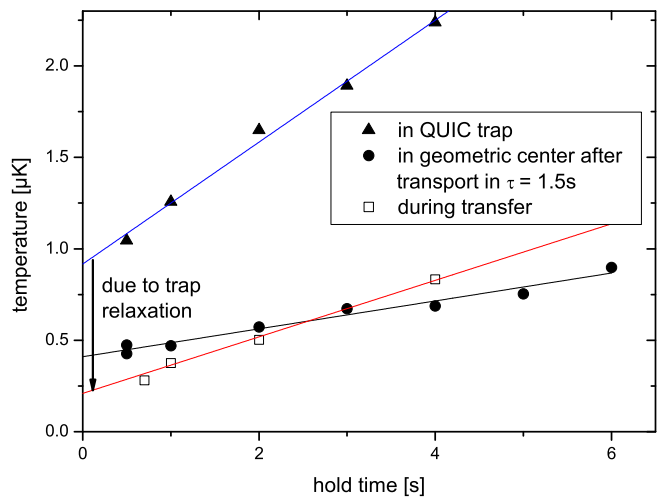


FIG. 6: Heating of a ^{87}Rb ensemble just above T_C in either a magnetic trap or while being transported. For the later, the temperature in the magnetic trap at the end of the transport was measured for different transport times τ .

(see Fig. 7). In this case the trap is not changing adiabatically anymore and the atoms act like a classical particle in a harmonic trap. We have experimentally determined that 12 ramps represent a good compromise between adiabaticity of the transport and experimental complexity.

We obtain similar results for the transport of a heteronuclear mixture. Due to the different mass, the ^{40}K atoms oscillate with a different frequency. We observed that the amplitude of the oscillations of a cold cloud of a single species is significantly reduced if Rb and K atoms are transported together (see Fig. 7). Similar effects in the hydrodynamic regime were observed and studied in greater detail in Ref. [31]. For transport times above 1.5 s, no significant oscillations can be observed and the 12 ramps of the currents taken directly from the simulations need no fine adjustments.

In addition to the transfer mechanism our method allows us to accelerate and launch ultracold ensembles by quickly switching off all currents in the middle of the transfer. Figure 8 shows BECs launched with horizontal velocities of up to 80 mm/s. This is technique is an alternative for launching cold ensembles with optical lattices [32] or detuned laser fields, which is usually applied in fountain clocks [33] or in inertial sensors [34]. Also, the observation time of quantum degenerate gases can be doubled if the sample is launched against gravity, provided that the time of flight is the limiting factor.

IV. SUMMARY AND OUTLOOK

We have developed a transport mechanism for quantum degenerate gases in a harmonic trapping potential. This transport mechanism enriches the possible applications of the popular QUIC trap geometry significantly.

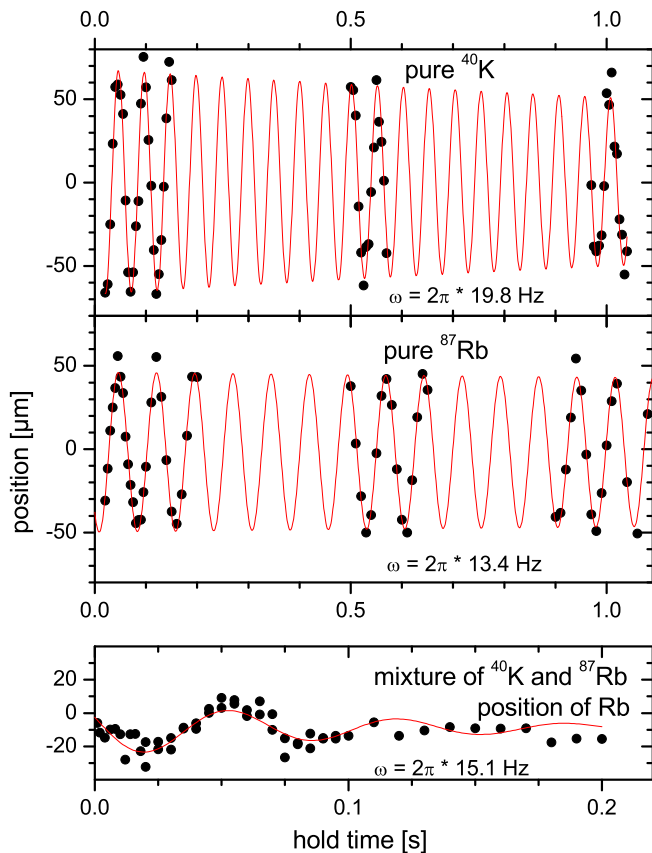


FIG. 7: Oscillations in the harmonic trap after the transfer from the QUIC trap to the geometric center for pure samples and a mixture of rubidium and potassium. Note the change in the time scale for the mixture, in which the oscillation of rubidium is not only smaller but also strongly damped by the potassium atoms.

It allows for a transport of a quantum degenerate sample to the geometric center of the main coil pair of the QUIC trap. This enables their use for the production of large homogeneous fields and thus the investigation and utilization of Feshbach resonances, e.g., for the creation of heteronuclear dimers or the tuning of the interaction of the two trapped isotopes. Moreover, the transport facilitates the optical access for additional beams, e.g., for the creation of optical lattices or optical pumping such as photoassociation.

Our modification of the QUIC trap may also be implemented in experiments without movable coils. An additional pair of coils may be added in order to combine the good evaporation properties of a QUIC trap with the good homogeneity of the magnetic field in the geometric center of its main coils. Re-using the coils of the QUIC trap has great advantages over a solution with additional coils, mainly because they are already placed close to the atoms. Therefore the necessary current and thus the dissipated power is small. Moreover only a simple switch is

needed instead of an additional current control.

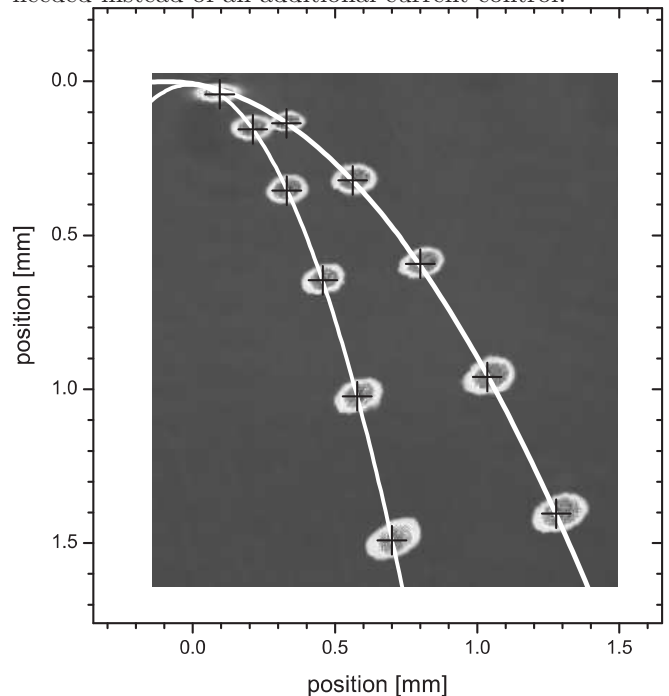


FIG. 8: Trajectories of a BEC launched with two different horizontal speeds. Several absorption images are compiled into a single image and overlay with two parabolas fitted to the obtained positions of the clouds. From these fits, velocities of 40 m/s and 80 m/s can be interfered, which agree with the calculated speed of the harmonic trap at time when all currents are rapidly switched off.

In the case of our experiment, the modification has reduced the field spread from 240 mG to 30 mG for ensembles at $1 \mu\text{K}$. This variation of the magnetic field is no longer due to the inhomogeneity of the field but due to residual current noise. Such well controlled magnetic fields in combination with a dipole trap allow for the precise control of the scattering length and open the pathway to studies of the many particle physics such as the phase separation between Fermions and Bosons or molecular physics such as cold molecule production. It is important to note that this transport mechanism can be extended by cascading the coil configuration used here. Thus for making magnetic transport also applicable for large quantum degenerate samples in macroscopic trap configurations.

V. ACKNOWLEDGMENTS

We acknowledge support from the Deutsche Forschungsgemeinschaft (SFB 407 and Graduate College *Quantum Interference and Applications*).

-
- [1] M. H. Anderson *et al.*, Science **269**, 198 (1995).
[2] K. B. Davis *et al.*, Phys. Rev. Lett. **74**, 5202 (1995).
[3] B. DeMarco, H. Rohner, and D. Jin, Rev. Scient. Instr. **70**, 1967 (1999).
[4] R. Grimm, M. Weidemüller, and Y. B. Ovchinnikov, Adv. At. Mol. Opt. Phys. **42**, 95 (2000).
[5] I. Bloch, J. Phys. B **38**, S629 (2005).
[6] S. Inouye *et al.*, Nature **392**, 151 (1998).
[7] M. Takamoto, F.-L. Hong, R. Higashi, and H. Katori, Nature **435**, 321 (2005).
[8] E. L. Raab *et al.*, Phys. Rev. Lett. **59**, 2631 (1987).
[9] Z. T. Lu *et al.*, Phys. Rev. Lett. **77**, 3331 (1996).
[10] J. Arlt *et al.*, Opt. Comm. **157**, 303 (1998).
[11] E. W. Streed *et al.*, Rev. Sci. Instrum. **77**, 3106 (2006).
[12] M. Greiner, I. Bloch, T. W. Hänsch, and T. Esslinger, Phys. Rev. A **63**, 031401 (2001).
[13] H. J. Lewandowski, D. M. Harber, D. L. Whitaker, and E. A. Cornell, J. Low Temp. Phys. **132**, 309 (2003).
[14] W. Hänsel, P. Hommelhoff, T. W. Hänsch, and J. Reichel, Nature **413**, 498 (2001).
[15] H. Ott *et al.*, Phys. Rev. Lett. **87**, 230401 (2001).
[16] T. Esslinger, I. Bloch, and T. W. Hänsch, Phys. Rev. A **58**, R2664 (1998).
[17] R. Long *et al.*, Eur. Phys. J. D **35**, 125 (2005).
[18] A. B. Mundt *et al.*, Phys. Rev. Lett. **89**, 103001 (2002).
[19] T. Schumm *et al.*, Nature Physics **1**, 57 (2005).
[20] C. Klempt *et al.*, Phys. Rev. A **73**, 13410 (2006).
[21] B. DeMarco and D. S. Jin, Science **285**, 1703 (1999).
[22] J. N. Walpole, Opt. Quantum Electron. **28**, 623 (1996).
[23] B. P. Anderson and M. A. Kasevich, Phys. Rev. A **63**, 023404 (2001).
[24] S. N. Atutov *et al.*, Phys. Rev. A **67**, 053401 (2003).
[25] J. Goldwin *et al.*, Phys. Rev. A **70**, 21601 (2004).
[26] J. F. Bertelsen, H. K. Andersen, S. Mai, and M. Budde, Phys. Rev. A **75**, 013404 (2007).
[27] M. Theis *et al.*, Physical Review Letters **93**, 123001 (2004).
[28] T. Lahaye *et al.*, Phys. Rev. A **74**, 033622(R) (2006).
[29] J. Weiner, V. S. Bagnato, S. Zilio, and P. S. Julienne, Rev. Mod. Phys. **71**, 1 (1999).
[30] C. Klempt *et al.*, ArXiv e-prints **0706**, 0240 (2007).
[31] F. Ferlaino *et al.*, J. Opt. B **5**, S3 (2003).
[32] S. Schmid *et al.*, New Journal of Physics **8**, 159 (2006).
[33] R. Wynands and S. Weyers, Metrologia **42**, S64 (2005).
[34] F. Yver-Leduc *et al.*, J. Opt. B **5**, S136 (2003).