

LETTER TO THE EDITOR

Diffusion of a ring polymer in good solution via the Brownian dynamics

Naoko Kanaeda and Tetsuo Deguchi

Department of Physics, Ochanomizu University, Tokyo 112-8610, Japan

E-mail: kanaeda@degway.phys.ocha.ac.jp, deguchi@phys.ocha.ac.jp

Abstract. Diffusion constants D_R and D_L of ring and linear polymers of the same molecular weight in a good solvent, respectively, have been evaluated through the Brownian dynamics with hydrodynamic interaction. The ratio $C = D_R/D_L$, which should be universal in the context of the renormalization group, has been estimated as $C = 1.11 \pm 0.01$ for the large- N limit. It should be consistent with that of synthetic polymers, while it is smaller than that of DNAs such as $C \approx 1.3$. Furthermore, the probability of the ring polymer being a nontrivial knot is found to be very small, while bond crossings may occur at almost all time steps in the present simulation that realizes the good solvent conditions.

PACS numbers: 83.10.Mj, 83.10.Rs, 82.35.Lr, 66.10.Cb, 87.14.Gg, 02.10.Kn

1. Introduction

In a dilute solution of ring polymers, the topology of each polymer is represented by a knot, and it is conserved under thermal fluctuations [1]. Topological constraints may lead to nontrivial statistical mechanical or dynamical properties of ring polymers [2, 3, 4, 5, 7, 8, 9, 10, 11]. Furthermore, it should be nontrivial to understand how linear and ring polymers with the same molecular weight in solution can have different dynamical or conformational properties. In fact, the excluded volume effect should be much more important for ring polymers, since the average distance among monomers is smaller than that of linear polymers with the same length [12].

Recently, there has been much progress in experimental techniques associated with ring polymers. Ring polymers of large molecular weights are synthesized not only quite effectively [13] and but also with small dispersions and high purity [14, 15]. Diffusion constants of linear, relaxed circular and supercoiled DNAs have been measured quite accurately [16]. Furthermore, hydrodynamic radius of circular DNA has been measured [17]. Hence it has become quite interesting to evaluate numerically dynamical or conformational quantities of linear and ring polymers that can be measured in experiments.

In the paper we discuss diffusion constants D_R and D_L of ring and linear polymers in good solution, respectively, via the Brown dynamics with hydrodynamic interaction. Here the ring and linear polymers have the same molecular weight, and we calculate diffusion constants for several different values of the number of segments, N , for $5 < N < 50$. We then calculate the ratio $C = D_R/D_L$ and compare it with the values measured in some experiments and other theoretical values. This gives a test for the validity of dynamical models of ring and linear polymers. In fact, it is suggested from the renormalization group argument that the large- N limit of C should be universal among some class of polymer models.

Furthermore, we have explicitly evaluated the frequency of topological changes of the ring polymer, calculating some knot invariants at every time step in the Brownian dynamics. In fact, it is very rare to have some estimate on the frequency of bond crossings, although they are not prohibited in the standard Brownian dynamics where molecular potentials satisfy good solvent conditions [18].

For dilute ring-polymer solutions, even some fundamental properties such as the effects of topological constraints have not been clearly confirmed in experiments, yet. Thus, the present study should be useful for making explicit connections between experimental and theoretical results of dilute solutions of ring polymers.

2. Simulation method

The polymer molecule is modeled as a cyclic bead-and-spring chain with N beads connected by N FENE (finite extensible non-linear elongational) springs with the following force law:

$$\mathbf{F}(\mathbf{r}) = -H\mathbf{r}/(1 - r^2/r_{max}^2), \quad (1)$$

where $H = 3k_B T/b^2$, $r = |\mathbf{r}|$ and $r_{max} = 10b$. Among the monomers of a polymer we assume the Lenard-Jones (LJ) potential

$$V(r) = 4\epsilon_{LJ} \left[\left(\frac{\sigma_{LJ}}{r_{ij}} \right)^{12} - \left(\frac{\sigma_{LJ}}{r_{ij}} \right)^6 \right] \quad (2)$$

where r_{ij} is the distance of beads i and j , and ϵ_{LJ} and σ_{LJ} denote the minimum energy and the zero energy distance, respectively [19]. We set the Lenard-Jones parameters as $\sigma_{LJ} = 0.8b$ and $\epsilon_{LJ} = 0.1k_B T$ so that they give the good solvent conditions [18].

We employ the second-order version [20] of the Ermak-McCammon algorithm [21] for generating the time evolution of a ring polymer in solution. The hydrodynamic interaction is taken into account through the Ronte-Prager-Yamakawa tensor [22, 23] where the bead friction is given by $\zeta = 6\pi\eta_s a$ with the bead radius $a = 0.257b$ and a dimensionless hydrodynamic interaction parameter $h^* = (\zeta/6\pi\eta_s)\sqrt{H/\pi k_B T} = 0.25$.

In the present simulation, physical quantities are given in dimensionless units [19] We divide length by b , i.e. the equilibrium root-mean-square spring length, energy by $k_B T$ and time by $\zeta b^2/k_B T$. Let us indicate dimensionless quantities by an asterisk as superscript. We have $H^* = 3$, $r_{max} = 10$. We take the simulation time step $\Delta t^* = 10^{-4}$.

3. Simulation results

3.1. Ratio of the mean square radii of gyration

Let us consider the large- N asymptotic behavior of the mean square radius of gyration:

$$\langle R_G^2 \rangle = AN^{2\nu} (1 + BN^{-\Delta}). \quad (3)$$

Neglecting the finite-size correction, we evaluate exponent ν and amplitude A for linear and ring polymers by the following formulas to the data of Table 1: $\langle R_G^2 \rangle_L = A_L N^{2\nu_L}$ and $\langle R_G^2 \rangle_R = A_R N^{2\nu_R}$, respectively. By the least square method we have the following estimates: $2\nu_L = 1.20 \pm 0.002$, $A_L = 0.175 \pm 0.001$; $2\nu_R = 1.18 \pm 0.001$, $A_R = 0.105 \pm 0.0004$. Here the χ^2 values for linear and ring polymers are given by 57 and 29, respectively. They are not very small, and the errors are estimated too small.

We now define the geometric shrinking factor g by [24]

$$g = \langle R_G^2 \rangle_R / \langle R_G^2 \rangle_L. \quad (4)$$

Let us assume that exponent ν should be the same for ring and linear chains. we have the following fitting formula with three parameters:

$$g = g_\infty (1 + B_g N^{-\Delta_g}). \quad (5)$$

Applying (5), we have $g_\infty = 0.530 \pm 0.028$, as shown in Figure 1.

The estimate, $g_\infty = 0.530 \pm 0.028$, should be consistent with the Monte Carlo simulation using the bond fluctuation model [25]. According to the one-loop renormalization group calculation [26] g is given by

$$g_\infty = \exp(13/96)/2 = 0.573. \quad (6)$$

The value (6) is a little larger than the estimate, $g_\infty = 0.530 \pm 0.028$. Through perturbation calculation, g was estimated in terms of the excluded-volume parameter z as follows [27, 28]:

$$g = \frac{1}{2} \left[1 + \left(\frac{\pi}{2} - \frac{134}{105} \right) z + \dots \right]. \quad (7)$$

The value of g is dependent on the excluded-volume parameter, z . In order to have $g \approx 0.53$, we have $z \approx 0.20$.

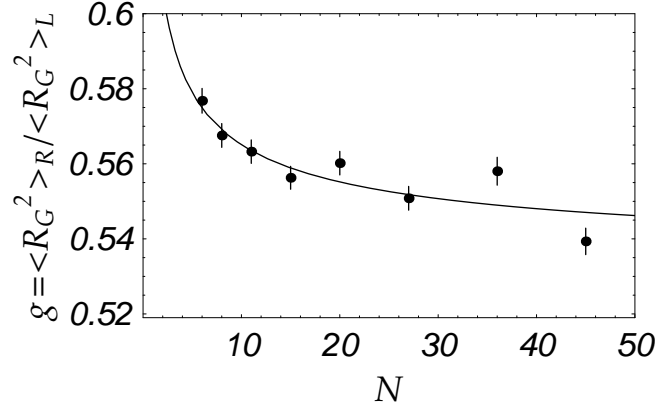


Figure 1. The value of $g = \langle R_G^2 \rangle_R / \langle R_G^2 \rangle_L$ versus N with the fitting curve (5) where $g_\infty = 0.530 \pm 0.028$, $B_g = 0.20 \pm 0.05$ and $\Delta_g = 0.48 \pm 0.45$. Here $\chi^2 = 13$ for 8 data points.

N	$\langle R_G^2 \rangle_R$	$\langle R_G^2 \rangle_L$	$g = \langle R_G^2 \rangle_R / \langle R_G^2 \rangle_L$
6	0.868 ± 0.002	1.505 ± 0.005	0.577 ± 0.003
8	1.221 ± 0.003	2.151 ± 0.008	0.568 ± 0.003
11	1.774 ± 0.004	3.149 ± 0.011	0.563 ± 0.003
15	2.550 ± 0.005	4.583 ± 0.016	0.556 ± 0.003
20	3.587 ± 0.008	6.404 ± 0.022	0.560 ± 0.003
27	5.172 ± 0.012	9.389 ± 0.037	0.551 ± 0.003
36	7.155 ± 0.017	12.821 ± 0.054	0.558 ± 0.004
45	9.306 ± 0.023	17.264 ± 0.070	0.539 ± 0.004

Table 1. Mean square radii of gyration for linear and ring polymers, $\langle R_G^2 \rangle_R$ and $\langle R_G^2 \rangle_L$, and the g values.

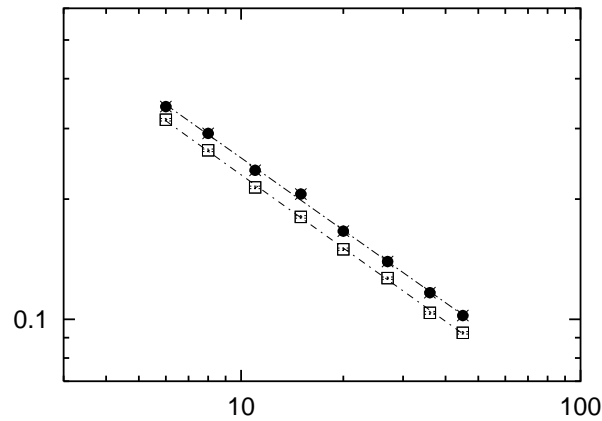


Figure 2. Diffusion constants of ring and linear polymers depicted by \bullet and \square , respectively.

N	D_R	D_L	$C = D_R/D_L$
6	0.341 ± 0.003	0.316 ± 0.002	1.078 ± 0.016
8	0.292 ± 0.002	0.265 ± 0.002	1.102 ± 0.016
11	0.236 ± 0.002	0.214 ± 0.002	1.104 ± 0.016
15	0.206 ± 0.001	0.180 ± 0.001	1.140 ± 0.016
20	0.166 ± 0.001	0.150 ± 0.001	1.109 ± 0.016
27	0.139 ± 0.001	0.127 ± 0.001	1.100 ± 0.017
36	0.117 ± 0.001	0.104 ± 0.001	1.122 ± 0.018
45	0.102 ± 0.001	0.093 ± 0.001	1.107 ± 0.017

Table 2. Diffusion constants of ring and linear polymers, D_R and D_L , and the C values. Each estimate has been derived from the average over more than 4,000 runs.

3.2. Ratio of diffusion constants

According to the Einstein relation, the diffusion constant of a polymer should be given by $D = k_B T / \zeta$ where ζ is given by $\zeta = 6\pi\eta a$ with viscosity η and the average polymer size a . Here a should be approximated by the square root of the mean square radius of gyration. Thus, in dilute solution, assuming (3) for a , we have the following large- N behavior:

$$D = \frac{k_B T}{6\pi\eta\sqrt{\langle R_G^2 \rangle}} \propto N^{-\nu} (1 + B_D N^{-\Delta}). \quad (8)$$

Dropping the finite-size correction, we introduce the following: $D_R = A(D_R)N^{-\nu(D_R)}$ and $D_L = A(D_L)N^{-\nu(D_L)}$. Applying them to the data of Table 2, we have the following estimates: $A(D_R) = 1.011 \pm 0.011$, $\nu(D_R) = 0.601 \pm 0.004$; $A(D_L) = 0.933 \pm 0.010$, $\nu(D_L) = 0.608 \pm 0.004$. The fitting curves are shown in Fig. 2, where the χ^2 values for ring and linear polymers are given by 33 and 15, respectively. The estimates of $\nu(D_R)$ and $\nu(D_L)$ are consistent with the expected N -dependence: $D_R, D_L \propto N^{-\nu}$ with $\nu \approx 0.59$. However, the estimated errors should be too small with respect to the statistical errors.

Let us assume again that exponent ν should be the same for the diffusion constants of ring and linear chains. Applying the fitting formula

$$C = C_\infty (1 + B_C N^{-\Delta_C}), \quad (9)$$

we obtain the following estimate: $C_\infty = 1.111 \pm 0.007$. The fitting curve is shown in Figure 3. Here we observe that the estimated values of C does not depend on N . In fact, it is also the case with the experimental results of DNAs [16].

According to the one-loop renormalization group calculation in the presence of both hydrodynamic and self-avoiding interactions [29, 30], a universal ratio C is given by

$$C_\infty \equiv \lim_{N \rightarrow \infty} D_R/D_L = \exp(3/8) = 1.454. \quad (10)$$

The value (10) is much larger than the estimate of $C = 1.11 \pm 0.01$. Some years ago, the ratio C has been estimated by the perturbative calculation in terms of the excluded-volume parameter z [31]:

$$C = D_R/D_L = \frac{3\pi}{8} \left(\frac{1 + 1.827z}{1 + 1.890z} \right)^{1/3}. \quad (11)$$

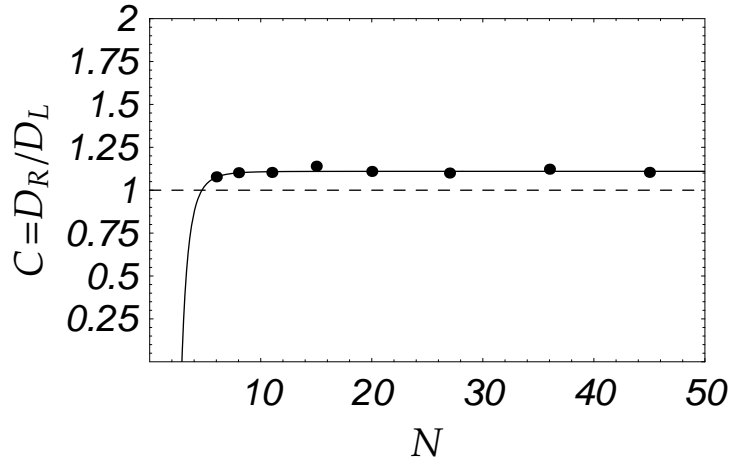


Figure 3. The ratio $C = D_R/D_L$ versus N with the fitting curve (5) where $C_\infty = 1.111 \pm 0.007$, $B_C = 161.8 \pm 2010.3$ and $\Delta_C = 4.78 \pm 6.94$. Here $\chi^2 = 5$ for 8 data points.

The value of C is rather constant with respect to z . We have 1.178 at $z = 0$, and 1.165 at $z = \infty$. It is interesting to note that the theoretical value (11) is rather close to the simulation value, $C = 1.11 \pm 0.01$.

Diffusion constants D_R and D_L have been measured in several experiments. We observe a tendency that for synthetic polymers C is given by 1.1 to 1.2, while for linear and circular DNAs it is given by 1.3. For instance, it is estimated for relaxed circular DNAs as $C = 1.32 \pm 0.014$ [16]. For synthetic polymers through scattering experiments, $C = 1.1 \sim 1.2$ [32] and $C = 1.07 \sim 1.15$ [33]. Here we note that in Ref. [34] C is estimated as a little larger value than in other synthetic polymer experiments.

We thus conclude that the present model of ring and linear polymers should be valid for synthetic polymers, while for relaxed circular DNAs some additional potential energy might be important.

3.3. Frequency of topological changes

At every time step in the time evolution of 100 runs, we have calculated two knot invariants, the determinant of a knot and the second order Vassiliev invariant [5], and enumerated the number of configurations having nontrivial knots, as shown in Table 3. It is found that the probability of the ring polymer having a nontrivial knot at a given time step is less than 0.05 %. Therefore, the majority of configurations appearing in the time evolution have the trivial knot type. It is consistent with the statistical result that the probability of a ring polymer with excluded volume being a nontrivial knot is very small [3, 5]. If we approximate the fraction of the trivial knot for N nodes by an exponential function $\exp(-N/N_0)$, we have $N_0 \approx 10^5$, where the estimate of N_0 is consistent with that of self-avoiding polygons on lattices [35, 36].

We have estimated the mean life time of such a configuration that have the trefoil knot, as shown in Figure 4. It is given by 1.6 time step. It therefore follows that bond crossings may occur at almost every time step of the time evolution. In fact, in

N	$N_{\text{RUN}} \times 10^5$	nontriv. ($\times 10^{-4}$)	3_1 ($\times 10^{-4}$)	4_1 ($\times 10^{-4}$)
6	2	19 (0.01)	19 (0.01)	0 (0.0)
8	2	509 (0.25)	509 (0.25)	0 (0.0)
11	2	231 (0.12)	231 (0.12)	0 (0.0)
15	3	4648 (1.55)	4648 (1.55)	0 (0.0)
20	3	2474 (0.82)	2474 (0.82)	0 (0.0)
27	4	6587 (1.65)	6475 (1.62)	109 (0.03)
36	4	11940 (2.99)	11466 (2.87)	470 (0.12)
45	5	22034 (4.41)	21228 (4.25)	766 (0.15)

Table 3. The number (fraction) of such configurations of the ring polymer with N segments in 100 runs of the Brownian dynamics that have nontrivial knot types, which is denoted by *nontriv.*, and that of the trefoil knot, 3_1 , and that of the figure-eight knot, 4_1 . Here N_{RUN} denotes the number of all the time steps in each run.

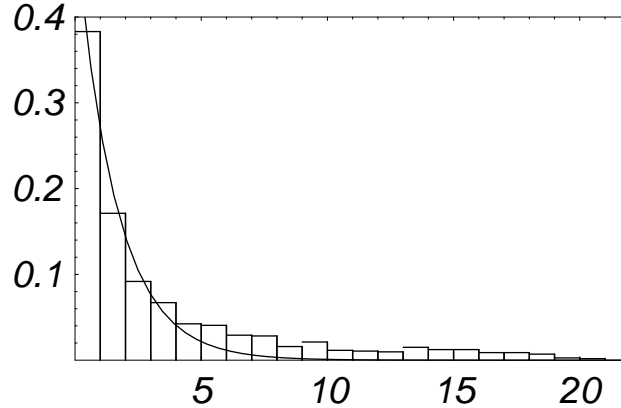


Figure 4. The distribution of the life time τ of such a configuration of the ring polymer for $N = 45$ whose topology is given by the trefoil knot. It is fitted by the curve: $0.70 \exp(-\tau/1.58)$, the Poisson distribution. The mean life time is given by about 1.6.

order to change the topology of a ring chain, at least one bond crossing is necessary, although bond crossings are not sufficient for a topological change to occur.

4. Conclusion

In the present model of the Brownian dynamics, the estimate of $C = D_R/D_L$ should be consistent with that of synthetic polymer experiments, while it is smaller than that of DNA experiments. The difference in the ratio C between synthetic polymers and DNAs may be due to some additional potential functions arising from the closed DNA double strands. Furthermore, in the present simulation, the probability of having a nontrivial knot type at a given time step is very small, and hence almost all the

configurations of ring polymers have the trivial knot type. However, bond crossings may occur at each time step.

Acknowledgments

The authors would like to thank Dr. K. Tsurusaki for helpful discussions and valuable comments. They are also grateful to Mirei Takasoe for useful comments. The present study is partially supported by Grant-in-Aid for Scientific Research Tokutei Ryouiki 19031007.

- [1] Orlandini E and Whittington S G 2007 *Rev. Mod. Phys.* **79** 611
- [2] Vologodskii A V, Lukashin A V, Frank-Kamenetskii M D and Anshelevich V V 1974 *Sov. Phys. JETP* **39** 1059–1063
- [3] Koniaris K and Muthukumar M 1991 *Phys. Rev. Lett.* **66** 2211–2214
- [4] Quake S R 1974 *Phys. Rev. Lett.* **73** 3317–3320
- [5] Deguchi T and Tsurusaki K 1997 *Phys. Rev. E* **55** 6245–6248
- [6] Grosberg A Yu 2000 *Phys. Rev. Lett.* **85** 3858–3861
- [7] Lai P -K 2002 *Phys. Rev. E* **66** 021805
- [8] Shimamura M K and Deguchi T 2002 *Phys. Rev. E* **65** 051802
- [9] Dobay A, Dubochet J, Millett K, Sottas P -E and Stasiak A 2003 *Proc. Natl. Acad. Sci. U.S.A.* **100** 5611–5615
- [10] Marcone B, Orlandini E, Stella A L and Zonta F 2005 *J. Phys. A: Math. Gen.* **38** L15–L21
- [11] Orlandini E, Stella A L, Vanderzande C and Zonta F arXiv:0705.2291.
- [12] Calabrese P, Pelissetto A and Vicari E 2002 *J. Chem. Phys.* **116** 8191–8197
- [13] Bielawski C W, Benitez D and Grubbs R H *Science* **297** (2002) 2041–2044
- [14] Cho D, Masuoka K, Koguchi K, Asari T, Kawaguchi D, Takano A and Matsushita Y 2005 *Polymer Journal* **37** 506–511
- [15] Takano A, Kushida Y, Aoki K, Masuoka K, Hayashida K, Cho D, Kawaguchi D and Matsushita Y 2007 *Macromolecules* **40** 679–681
- [16] Robertson R M, Laib S and Smith D E 2006 *Proceedings of the National Academy of Science* **103** 7310–7314
- [17] Araki S, Nakai T, Hizume K, Takeyasu K and Yoshikawa K 2006 *Chem. Phys. Lett.* **418** 255–259
- [18] Rey A, Freire J J and García de la Torre J 1987 *Macromolecules* **20** 342–346
- [19] Hernández Cifre J G, Pamies R, López Martínez M C, García de la Torre J 2005 *Polymer* **46** 267–274
- [20] Iniesta A and Garcia de la Torre J 1990 *J. Chem. Phys.* **92** 2015–2018
- [21] Ermak D L and McCammon J A 1978 *J. Chem. Phys.* **69** 1352–1360
- [22] Ronte J and Prager S 1969 *J. Chem. Phys.* **50** 4831–4837
- [23] Yamakawa H 1970 *J. Chem. Phys.* **53** 207–246
- [24] Burchard W and Schmidt M 1980 *Polymer* **21** 745–749
- [25] Zifferer G and Preusser W 2001 *Macromol. Theory. Simul.* **10** 397–407
- [26] Prentice J J 1982 *J. Chem. Phys.* **76** 1574
- [27] Zimm B H and Stockmayer W H 1949 *J. Chem. Phys.* **17** 1301
- [28] Casassa E F 1965 *J. Polym. Sci. A* **3** 605
- [29] Oono Y and Kohmoto M 1983 *J. Chem. Phys.* **78** 520
- [30] Schaub B and Creamer D B 1987 *Phys. Lett. A* **121** 435–442
- [31] Fukatsu M and Kurata J 1966 *J. Chem. Phys.* **44** 4539–4545
- [32] Duval M, Lutz P and Strazielle C 1985 *Makromol. Chem. Rapid Commun.* **6** 71–76
- [33] Hodgson D F and Amis E J 1991 *J. Chem. Phys.* **95** 7653–7663
- [34] Griffiths P C, Stilbs P, Yu G E and Booth C 1995 *J. Chem. Phys.* **99** 16752–16756
- [35] Janse van Rensburg E J , and Whittington S G 1990 *J. Phys. A: Math. Gen.* **23** 3573–3590
- [36] Yao A, Matsuda H, Tsukahara H, Shimamura M K and Deguchi T 2001 *J. Phys. A: Math. Gen.* **34** 7563–7577