

Soret Motion of a Charged Spherical Colloid

Seyyed Nader Rasuli^{1,2,*} and Ramin Golestanian^{3,†}

¹*School of the Physics, IPM (Institute for Theoretical Physics and Mathematics), P.O.Box 19395-5531, Tehran, Iran*

²*Department of Physics, Institute for Advanced Studies in Basic Sciences, Zanjan 45195-1159, Iran*

³*Department of Physics and Astronomy, University of Sheffield, Sheffield S3 7RH, UK*

(Dated: February 6, 2020)

The thermophoretic motion of a charged spherical colloidal particle and its accompanying cloud of counterions and co-ions in a temperature gradient is studied theoretically. Using the Debye-Hückel approximation, the Soret drift velocity of weakly charged colloids is calculated analytically. For highly charged colloids, the nonlinear system of electrokinetic equations is solved numerically, and the effects of high surface potential, dielectrophoresis, and convection are examined. Our results are in good agreement with some of the recent experiments on highly charged colloids without using adjustable parameters.

PACS numbers: 66.10.Cb, 47.57.jd, 05.70.Ln, 82.70.Dd

Introduction. A temperature gradient applied to a fluid mixture causes relative transformation of its components; some condensing in the hotter and some in the colder side. This phenomenon, known as the Soret effect or thermophoresis, has been studied for nearly 150 years [1] and has been observed in a variety of systems [2, 3, 4, 5, 6, 7]. While the existence of such a *response* can be well formulated in the framework of non-equilibrium thermodynamics [8], in many cases its microscopic nature remains poorly understood [9, 10, 11, 12, 13, 14]. The manifestation of this effect in charged colloidal solutions is particularly puzzling: while it is usually observed that colloids condense in the colder side, experiments with opposite results also exist [2] and it appears that the tendency could change with the variation of salt concentration and temperature [3, 4].

In a pioneering work in 1981, Ruckenstein suggested a model for Soret motion of a single charged colloidal particle [9]. Using Boltzmann distribution for ion densities and the Debye-Hückel approximation for the electrostatic potential, he was able to solve the hydrodynamics equations and find the drift velocity of a colloid in a temperature gradient. The 2002 experiment by Piazza and Guarino on Sodium Dodecyl Sulfate (SDS) micelles solutions provided an opportunity for verification of this model [3]. The SDS micelles in the experiment were highly charged, as they had an estimated saturated structural charge of $Z \simeq 75$ (in electronic unit) [16] and a radius of $a = 2.5$ nm, and the thickness of their double-layer—as set by the Debye length—varied between 0.4 nm to 2.5 nm [3]. The experiment was therefore outside the region of validity of the Ruckenstein’s theory, which was restricted to weakly charged colloids with thin double-layers. Piazza and Guarino showed that it was possible to get a reasonable fit to the experimental data for the dependence of the Soret coefficient on the salt concentration using Ruckenstein’s formula, provided they assumed an increased radius of $a = 3.5$ nm and a reduced charge of $Z = 17$ [3]. The apparent smaller charge of the col-

loid could be interpreted as the renormalized charge as described by Alexander *et al.* [15]. However, this attribution is not entirely justified as the concept of effective charge is defined through the asymptotic form of the electrostatic potential of the colloid far away from its surface [15], while Ruckenstein’s model deals with the electric field inside the thin double-layer. In fact, the value of the effective charge $Z = 17$ used by Piazza and Guarino are obtained from measurements on inter-colloidal interactions [16], and electrophoretic observations on SDS micelles does not seem to confirm this value [17]. More recently, Putnam *et al.* have performed experiments on highly charged T4 lysozymes and found results that do not seem to be explained satisfactorily by any of the existing theories on single-colloid thermophoresis [7]. Another recent experiment by Duhr and Braun [5] probed charged particles with low surface potentials, and found a new scaling relation for Soret motion of charged colloid which does not agree with Ruckenstein’s prediction. They showed that it is possible to explain their observations, using the Gibbs enthalpy of the charged colloid [5] (or the irreversible work needed to construct it [12]). The controversy was later clarified to some extent but the work of Astumian [13], who suggested that while Ruckenstein’s model deals with the deterministic steady motion of a charged colloid, the theory by Duhr and Braun addresses its fluctuation-induced stochastic motion, which is a separate contribution, and a complete picture should involve both of these aspects simultaneously.

Here, we focus on the deterministic motion of a charged spherical particle in a temperature gradient, and consider both weakly charged and highly charged cases taking into account effects such as the temperature dependence of solvent electric permittivity, convection, and nonequilibrium co/counterion redistribution. We examine the behavior of system using Debye-Hückel approximation for weakly charged colloids, and provide an analytical result for colloid drift velocity with *arbitrary* double-layer thicknesses. For highly charged colloids, we solve the nonlin-

ear set of coupled equations numerically, and find that the Soret coefficient has a non-monotonic dependence on the surface (zeta) potential of the colloids, an effect that has been indeed observed by Putnam *et al.* [7]. We also examine the relative importance of various contributions in the different regimes. For the experiment with SDS micelles [3], we show that our systematic approach can yield results in reasonable agreement with the experimental data, using a realistic bare value for the micellar charge.

The model. We consider an ionic solution of different species with concentration C_i and valence q_i , which create an electrostatic potential ϕ through Poisson's equation $-\vec{\nabla} \cdot \epsilon \vec{\nabla} \phi = 4\pi \sum_i q_i C_i$. This solution is subject to a gradient in temperature which causes ϵ to change in space. We consider weakly varying temperature fields, so use linear response theory to study the deformation of the double-layer and solvent flow. The Soret motion of a charged colloid is a steady motion which means that in the colloid framework, we should look for a stationary solution for the fluid velocity field \vec{V} . This fluid velocity is governed by the Navier-Stokes equation and the incompressibility constraint $\vec{\nabla} \cdot \vec{V} = 0$. In the limit of low Reynolds number, this yields the stationary Stokes equation:

$$-\eta \nabla^2 \vec{V} = -\vec{\nabla} P - \vec{\nabla} \phi \sum_i q_i C_i + \vec{f} \quad (1)$$

Here η is the viscosity of the solvent, and P is its pressure. The body force \vec{f} is the dielectrophoretic force, which comes from the net force experienced by electric dipoles of water molecules because of spatial variation in the electric field [18]. It reads [19]: $\vec{f} = \vec{\nabla} \left(\frac{\epsilon-1}{8\pi} |\vec{E}|^2 \right) - \frac{1}{8\pi} |\vec{E}|^2 \vec{\nabla} \epsilon$ where $\vec{E} = -\vec{\nabla} \phi$. The first term on this expression is a complete derivative and can be absorbed in the fluid pressure (*i.e.* $P \rightarrow P - \frac{\epsilon-1}{8\pi} |\vec{E}|^2$). Assuming that the solvent is incompressible (*i.e.* $\rho = \rho_0$), changes in its permittivity $\epsilon(\rho_0, T)$ is due to the temperature gradient only: $-\frac{1}{8\pi} |\vec{E}|^2 \vec{\nabla} \epsilon = \alpha \frac{\epsilon-1}{8\pi} |\vec{E}|^2 \frac{\vec{\nabla} T}{T}$ where $\alpha = -\partial \ln \epsilon / \partial \ln T$ is about 1.35 for water in room temperature [20]. Finally, each ion species is subject to a conservation law $\vec{\nabla} \cdot \vec{J}_i = 0$, with ionic current density:

$$\vec{J}_i = -D_i \vec{\nabla} C_i - \mu_i C_i q_i \vec{\nabla} \phi + \vec{V} C_i - D_i C_i S_T^{\text{ion}} \vec{\nabla} T \quad (2)$$

where μ_i is the i th type of ions mobility and $D_i = \mu_i k_B T$ is its diffusivity. S_T^{ion} is the co/counter-ions Soret coefficient. Here we only focus on 1 : 1 electrolytes, so we assume that coions and counterions have equal Soret coefficients [21].

In the absence of any temperature gradient and fluid motion, Eq. (2) is simplified to its first two terms. Then, $C_i = C_0 \exp[-q_i \phi / k_B T]$ yields $\vec{J}_i = 0$, and satisfies $\vec{\nabla} \cdot \vec{J}_i = 0$. In the presence of a temperature gradient, however, not only we have to consider all of Eq. (2)

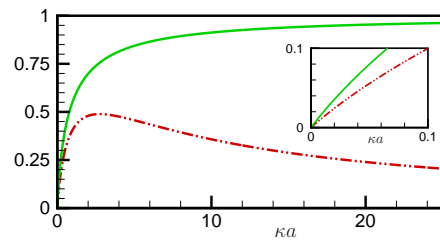


FIG. 1: (color online). $F(\kappa a)$ (solid green line) and $G(\kappa a)$ (dashed-dotted red line) versus κa .

terms, but also note that a Boltzmann weight form for C_i no longer makes $-D_i \vec{\nabla} C_i - \mu_i C_i q_i \vec{\nabla} \phi$ vanish; instead, it yields $-D_i C_i (q_i \phi / k_B T^2) \vec{\nabla} T$. We suggest to use the following form

$$C_i = C_0 \exp \left[-\frac{q_i \phi}{k_B T} - (T - T_0) S_T^{\text{ion}} + \left(\frac{T - T_0}{T_0} \right) \Omega_i \right], \quad (3)$$

where Ω_i measures the deviation of the concentration from a Boltzmann weight form, and it contains contribution from the convective term in Eq. (2) as well as the aforementioned term of $-D_i C_i (q_i \phi / k_B T^2) \vec{\nabla} T$.

Our aim is to find the colloid drift velocity, so we focus on Eq.(1) which governs fluid velocity. The electric and dielectrophoretic forces on the right hand side are acting as source terms that induce fluid motion. To first order in temperature changes, the source terms simplify to

$$-\vec{\nabla} \phi_0 \sum_i q_i C_i^0 \left[\frac{q_i \phi_0}{k_B T_0} - T_0 S_T^{\text{ion}} + \Omega_i \right] \frac{\delta T}{T_0} + \alpha \frac{\epsilon |\vec{E}_0|^2}{8\pi} \frac{\vec{\nabla} T}{T_0}, \quad (4)$$

where $C_i^0 = C_0 \exp[-q_i \phi_0 / k_B T_0]$ and \vec{E}_0 are the non-perturbed values of ion density and electric field. Here, we have also extracted another complete derivative (*i.e.* $-\vec{\nabla} \sum_i q_i C_i^0 \delta \phi$), which can be absorbed in the fluid pressure term [18].

Weakly Charged Colloids. For $q\phi / k_B T \ll 1$, we can use the Debye-Hückel approximation and solve this system of equations analytically [18]. The drift velocity of a colloid with radius a is found as

$$\vec{V}_{\text{drift}} = \frac{-\epsilon \phi_S^2}{48\pi} \frac{\vec{\nabla} T}{\eta T_0} \times \left\{ (1 + T_0 S_T^{\text{ion}}) F(\kappa a) - G(\kappa a) + \alpha [2 - F(\kappa a)] \right\}, \quad (5)$$

where $\phi_S = Zq / \epsilon a (1 + \kappa a)$ is the zeta potential of the surface of the colloid and $\kappa = \sqrt{8\pi q^2 C_0 / \epsilon k_B T_0}$ is the inverse Debye length [22]. In this equation, $F(x) = 2x - 4x^2 e^{2x} E_1(2x)$ and $G(x) = \frac{x}{6} [x(1+x)(12-x^2)e^x E_1(x) + 8 - 11x + x^3 - 24x e^{2x} E_1(2x)]$, with $E_1(x) = \int_x^\infty e^{-s} ds / s$. The two functions are plotted in Fig. 1.

Equation (5) is arranged in the form of Ruckenstein's result for colloid drift velocity [9] multiplied by a correcting factor. Each term in this correcting factor corresponds to one of the source terms in Eq. (4)

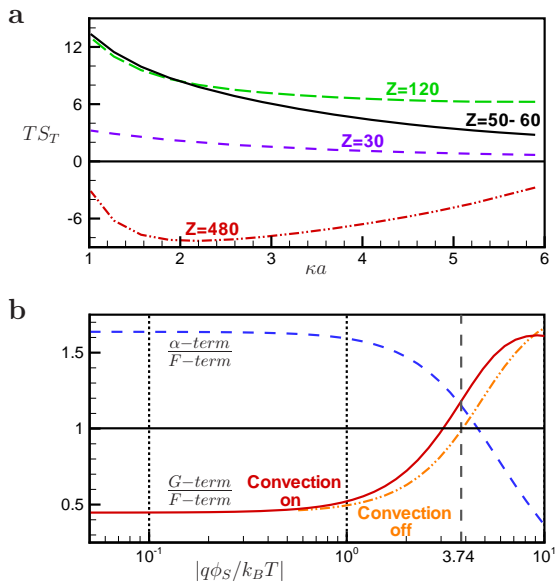


FIG. 2: (color online). (a) TS_T versus κa for a colloid with radius $a = 2.5\text{nm}$, but different charges. Mean temperature is $T = 25^\circ\text{C}$, and we extrapolated existing data [21] to obtain (Na^+ and Cl^-) ions Soret coefficient: $S_T^{\text{ion}} = 0.99 - 2 \times 10^{-3} \text{K}^{-1}$ (depending on salt density). (b) Ratios of the dielectrophoretic term (α -term) to the F -term (dashed blue line) and G -term/ F -term (solid red line), versus $|q\phi_S/k_B T|$, for $\kappa a = 2$. $|q\phi_S/k_B T| = 3.74$ corresponds to the $Z = 50 - 60$, our suggested charge for a micelle in the experiment of Ref. [3]. The dashed-dotted (orange) curve corresponds to when the convection term is artificially switched off.

(*i.e.* $\alpha[2 - F(\kappa a)]$ corresponds to the dielectrophoretic term, $-G(\kappa a)$ to $\Omega_i \delta T/T_0$ term, and $T_0 S_T^{\text{ion}} F(\kappa a)$ to ions Soret term). The remaining $F(\kappa a)$ corresponds to the $-\vec{\nabla}\phi_0 \sum_i q_i C_i^0 \left[\frac{q_i \phi_0}{k_B T_0} \right] \delta T/T_0$ term, which corrects Ruckenstein's result [9] for arbitrary double-layer thicknesses.

The limit of a thick double-layer (*i.e.* $\kappa a \ll 1$) or low ionic strength is particularly interesting, as for $\kappa a = 0$ we have $F(\kappa a) = G(\kappa a) = 0$, and the only contribution in the correcting factor of Eq. (5) will be 2α . It means that in this limit the dielectrophoretic force plays the dominant role in the phenomenon. In addition, Ruckenstein's formula will be still applicable, if we multiply it with a constant 2α , which can be presented in terms of a renormalized surface potential $\phi'_S = \sqrt{2\alpha}\phi_S$ or charge $Z' = \sqrt{2\alpha}Z$ [23]. We also note that Eq. (5) does not seem to agree with the experimental results of Duhr and Braun [5], which is presumably related to the fact that only the deterministic component of the motion is considered here [13].

Highly Charged Colloids. The Debye-Hückel approximation is not valid for highly charged colloids and one needs to fully take account of the nonlinearity of the electrostatics. To this end, we have solved the above govern-

ing equations numerically. Figure 2a shows the Soret coefficient $TS_T \sim V_{\text{drift}}$ as a function of κa for various values of structural charge, corresponding to the SDS micelles used in the experiment of Ref. [3]. We find that while the Soret coefficient initially increases with the structural charge—in agreement with the Debye-Hückel limit behavior where it is proportional to $\phi_S^2 \sim Z^2/(1 + \kappa a)^2$ —this trend is reversed at sufficiently high values of the charge and the Soret coefficient starts to decrease until it changes sign and becomes negative. We can understand this behavior better, if we track the contributions of the different source terms in Eq. (4) to the Soret coefficient. Following our analytical approach [that led to Eq. (5)], we name the contribution of the (nonlinear) electrostatic source term in Eq. (4) as the F -term, that of the dielectrophoretic term as the α -term, and finally that of Ω_i 's as the G -term. Figure 2b shows the relative importance of these contributions as a function the surface potential. While for weakly charged colloids (*i.e.* $|q\phi_S/k_B T| \ll 1$), the α -term is the dominant contribution, for $|q\phi_S/k_B T| \geq 1$, the situation changes in favor of the G -term. Interestingly, for the surface potentials attributed to the SDS micelles of Ref. [3], the two terms balance each other (because the G -term has the opposite sign), and at higher surface potentials the Soret coefficient becomes negative.

A similar non-monotonic behavior has recently been observed by Putnam *et al.* for lysozyme proteins with various surface charges/potentials [7]. Figure 3a shows a comparison between their observed TS_T versus lysozyme surface potential, and the prediction of our theory without any adjustable parameters. In this calculation, we have ignored the contribution of the Soret coefficient of the ions, as we were not able to obtain relevant experimental values for these quantities. The encouraging agreement suggests that for highly charged colloids it will not be sufficient to treat the double layer close to the surface within the equilibrium Poisson-Boltzmann formulation, and it is necessary to fully take account of the nonlinear nonequilibrium effects in the profile of the ion cloud around the colloid.

It is also interesting to probe the role of convection in our results. The convection term in Eq. (2) affects Ω_i 's and consequently the G -term. The dashed-dotted (orange) curve in Fig. 2b shows the ratio G -term/ F -term, with convection artificially turned off. We observe that while for $|q\phi_S/k_B T| \ll 1$ the convective term has a small effect (proportional to $|q\phi_S/k_B T|^2$ [18]), for higher surface potentials the convective motion will be non-negligible, but always finite.

Discussion. The SDS micelles are aggregate particles, and their charge, radius, and even shape could change with different physical parameters [24, 25]. To estimate their structural charge, we neglect the possibility of shape change [24] and consider them as solid spheres with mean radius of 2.5nm . Using 62\AA^2 as available interfacial area

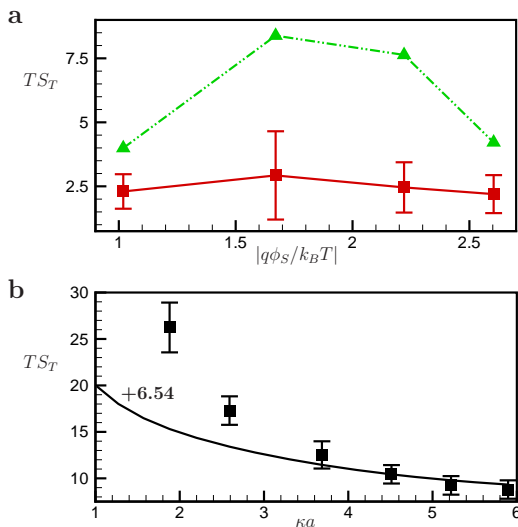


FIG. 3: (color online). (a) Comparison of Putnam *et al.* data (red) for mutant T4L lysozymes with $Z = +3, +5, +7, +9$, and $R_h \simeq 1.8\text{nm}$, with our numerical prediction (dashed-dotted green curve). (b) Comparison of the experimental data of Ref. [3] with our theoretical prediction. Depending on salt concentration, we assume a varying micelle charge of $Z = 50 - 60$, a varying ions Soret Coefficient $S_T^{ion} = 0.99 - 2 \times 10^{-3} \text{K}^{-1}$ and a fixed ions diffusion coefficient $D = 1.33 \times 10^9 \text{nm}^2/\text{s}$ [18]. Our data is lifted by +6.547, to obtain the best fit with four last points.

for each sulphate head on micelle surface, we can estimate that there are about 120 ionizable sites on the surface of a SDS micelle [25]. To evaluate the number Na^+ ions dissociated from these sites, we use Srinivasan *et al.* model [25], which is in good agreement with the observed binding number in electrophoresis experiments [17]. This calculation estimates the structural charge of the micelles in the Piazza and Guarino experiment as varying between 50 and 60, depending on the salt concentration. In addition, since Na^+ (*i.e.* counterions) play the dominant role in diffusive-layer (and in micelle Soret motion), we use their diffusion coefficient both for co and counterions. Also, to find an accurate ions Soret coefficient, we extrapolate some of existing experimental data [18, 21]. Finally, the result in Fig. 3b, only shows an agreement with the experiment for $\kappa a > 3$. Since we have established (see Fig. 2) that changing the structural charge does not lead to a better harmony, we can conclude that effects other than the ones considered here systematically should control the behavior of the system for $\kappa a < 3$.

In conclusion, we have presented a systematic theoretical analysis of the Soret motion of charged colloids both in the weakly and strongly charged regimes. Using contributions from different physical sources, we have found competing tendencies that are entirely due to the non-linearity of electrostatics and the nonequilibrium redistribution of the ion clouds around the colloid.

We are grateful to E. Bringuier, R. Ejtehadi, F. Miri,

and P. Pincus for helpful discussions; and A. Naji, S. A. Putnam, and G. Wong for their assistance.

* Electronic address: rasuli@mail.ipm.ir

† Electronic address: r.golestanian@sheffield.ac.uk

- [1] C. Ludwig, Sitz. ber. Akad. Wiss. Wien Math.-Nat. wiss. Kl **20**, 539 (1856); C. Soret, Arch. Geneve **3**, 48 (1879).
- [2] J. Lenglet *et al.*, Phys. Rev. E **65**, 031408 (2002).
- [3] R. Piazza and A. Guarino, Phys. Rev. Lett. **88**, 208302 (2002).
- [4] S. Iacopini and R. Piazza, Europhys. Lett. **63**, 247 (2003).
- [5] S. Duhr and D. Braun, Proc. Natl. Acad. Sci. U.S.A. **103**, 19678 (2006); S. Duhr and D. Braun, Phys. Rev. Lett. **96**, 168301 (2006).
- [6] C. Debuschewitz and W. Köhler, Phys. Rev. Lett. **87**, 055901 (2001); S. Wiegand, J. Phys.: Condens. Matter **16**, R357 (2004).
- [7] S.A. Putnam *et al.*, Langmuir **23**, 9221 (2007)
- [8] S.R. de Groot and P. Mazur, *Non-Equilibrium Thermodynamics* (Dover, New York, 1984).
- [9] E. Ruckenstein, J. Colloid. Interface. Sci. **83**, 77 (1981).
- [10] K.I. Morozov, JETP. **88**, 944 (1999).
- [11] E. Bringuier and A. Bourdon, Phys. Rev. E **67**, 011404 (2003); B.J. de Gans *et al.*, Phys. Rev. Lett. **91**, 245501 (2003); A. Najafi *et al.*, Europhys. Lett. **68**, 776 (2004); S.N. Rasuli *et al.*, J. Phys.: Condens. Matter **17**, S1171 (2005); Hui Ning *et al.*, J. Chem. Phys. **125**, 204911 (2006); A. Würger, Phys. Rev. Lett. **98**, 138301 (2007); E. Bringuier, Philosophical Magazine **87**, 873 (2007).
- [12] J. K. G. Dhont *et al.*, Langmuir **23**, 1674-83 (2007).
- [13] R.D. Astumian, Proc. Nat. Acad. Sci. USA **104**, 3 (2007).
- [14] S. Fayolle *et al.*, Phys. Rev. Lett. **95**, 208301 (2005).
- [15] S. Alexander *et al.*, J. Chem. Phys. **80**, 5776 (1984).
- [16] S. Bucci *et al.*, Langmuir **7**, 824 (1991).
- [17] D. Stigter, J. Phys. Chem. **68**, 3603 (1964).
- [18] S.N. Rasuli and R. Golestanian, unpublished.
- [19] L.D. Landau and E.M. Lifshitz, *Electrodynamics of Continuous Media* (Butterworth-Heinemann, Oxford, 1984).
- [20] C.R.C. Handbook (Jhon Wiley and Sons, NewYork, 1995).
- [21] D.R. Caldwell, J. Phys. Chem. **77**, 2004 (1973); F.S. Gaets *et al.*, J. Phys. Chem **86**, 2967 (1982); P.N. Snowdon *et al.*, Trans. Faraday Soc. **56**, 1812 (1960).
- [22] W.B. Russel, D.A. Saville, and W.R. Schowalter, *Colloidal Dispersions* (Cambridge University Press, Cambridge, U.K., 1988).
- [23] In some practical situations, we may use these renormalized surface charge/potential for arbitrary κa 's. It is because other terms in the correcting factor of Eq. (5) are usually smaller than 2α . For the experiment of Ref. [3] for instance, TS_T^{ion} varies between 0.3 and 0.6 (depending on salt density [18]), then $(1 + TS_T^{ion} - \alpha)F(\kappa a)$ and $G(\kappa a)$ are small enough that the deviation of the correcting bracket from 2α is less than 20%.
- [24] M. Bergström *et al.*, Phys. Chem. Chem. Phys. **1**, 4437 (1999).
- [25] V. Srinivasan *et al.*, Langmuir **19**, 9932 (2003).