

Physical conditions in CaFe interstellar clouds

P. Gnaciński, M. Krogulec

Institute of Theoretical Physics and Astrophysics, University of Gdańsk, ul. Wita Stwosza 57, 80-952 Gdańsk, Poland
 e-mail: pg@iftia.univ.gda.pl, fizmkr@univ.gda.pl

ABSTRACT

Interstellar clouds that exhibit strong Ca I and Fe I lines are so called CaFe clouds. The ionisation equilibrium equations were used to model the column densities of Ca II, Ca I, K I, Na I, Fe I and Ti II in CaFe clouds. The chemical composition of CaFe clouds is that of the Solar System and no depletion of elements onto dust grains is seen. The CaFe clouds have high electron densities $n_e \approx 1 \text{ cm}^{-3}$ that leads to high column densities of neutral Ca and Fe.

Key words. ISM: clouds — ionisation balance

1. Introduction

Recently Bondar *et al.* (2007) have discovered a new type of interstellar clouds, so called CaFe clouds. These clouds are characterised by unusually strong lines of neutral Ca and Fe. This anomaly may be caused by (1) different chemical composition or (2) physical conditions in the CaFe clouds. The two best examples of CaFe clouds, in the directions to HD 90177 and HD 94910, are shown on Fig. 1 and 2.

The Solar System composition is commonly used as a reference for chemical composition of matter. We have used the Solar System Abundances ($SSA(X) = \log X/H + 12$) as summarised by Grevesse & Sauval (2000). The deficit of elements in comparison to SSA is usually attributed to the depletion onto dust grains.

2. Column densities

We have analysed interstellar clouds in the directions to HD 90177 and HD 94910 which are the best examples of CaFe clouds. In these two directions the CaFe clouds are well separated in the velocity scale from other interstellar clouds. For comparison we have used spectra of three stars with ordinary clouds: HD 76341, HD 155806 and HD 163800. The lines of sight to HD 94910, HD 76314, HD 155806 and HD 163800 were also analysed by Hunter *et al.* (2006).

We have used publicly available spectra made with the UVES spectrograph at Paranal/Chile. The spectra were made as part of "Library of High – Resolution Spectra of Stars across the Hertzsprung – Russell Diagram" ¹ – see Bagnulo *et al.* (2003) for details. The spectral resolution $R = \lambda/\Delta\lambda = 80000$ and the spectra are covering a broad range of wavelengths 3040 – 10400 Å. We have analysed interstellar absorption lines of neutral and ionised elements: Ca I, Ca II, Fe I, K I, Na I and Ti II.

The column densities of these elements were derived for individual clouds using the profile fitting technique. The absorption lines were fitted by Voigt profiles. The cloud velocities (v), Doppler broadening parameters (b) and column densities (N) for multiple absorption components were simultaneously fitted

to the observed spectrum. The lines of Na doublet (at 5892 Å and 5898 Å) were also fitted simultaneously – v , b and N were common for both lines in the doublet. The wavelengths, oscillator strengths (f) and natural damping constants (Γ) were adopted from Morton (2003). The derived column densities are presented in Table 1.

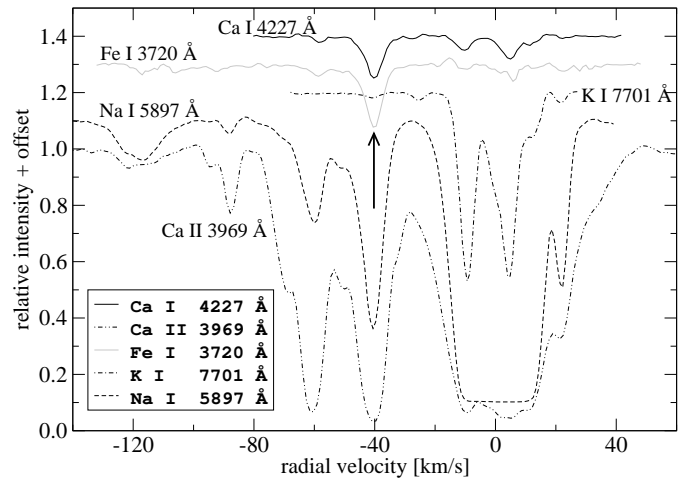


Fig. 1. Interstellar absorption lines in the direction of HD 90177. The arrow shows the position of the CaFe interstellar cloud.

3. Ionisation equilibrium

We have used the ionisation equilibrium equation for the Ca, Fe, Na, K and Ti elements to determine the physical conditions (electron density and temperature) in CaFe clouds. In the case of Ca the equation of ionisation equilibrium is the following:

$$\frac{n_e N(\text{Ca II})}{N(\text{Ca I})} = \frac{\Gamma(\text{Ca}_{12}) + n_e C(\text{Ca}_{12})}{\alpha_{\text{rad}}(\text{Ca}_{21}) + \alpha_{\text{die}}(\text{Ca}_{21})} \quad (1)$$

where $N(\text{Ca II})$ and $N(\text{Ca I})$ [cm^{-2}] are the column densities of ionised and neutral Ca, $\alpha_{\text{rad}}(\text{Ca}_{21})$ [cm^3/s] is the radiative recombination coefficient, $\alpha_{\text{die}}(\text{Ca}_{21})$ [cm^3/s] is the dielectronic

Send offprint requests to: P. Gnaciński

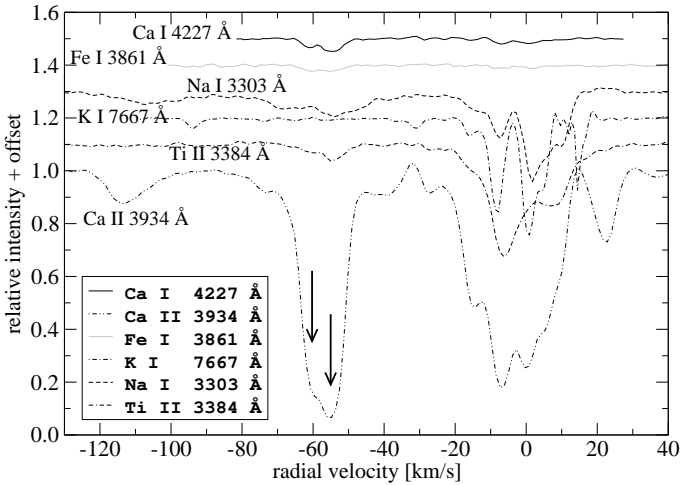
¹ <http://www.sc.eso.org/santiago/uvespop/>

Table 1. Column densities (N in cm^{-2}) obtained from the UVES spectra.

Star	v [km/s]	$N(\text{CaI})$ 3970 Å or 3935 Å [cm^{-2}]	$N(\text{CaI})$ 4228 Å [cm^{-2}]	$N(\text{KI})$ 7701 Å or 7667 Å [cm^{-2}]	$N(\text{NaI})$ 5892 Å and 5898 Å [cm^{-2}]	$N(\text{FeI})$ 3721 Å or 3861 Å [cm^{-2}]	$N(\text{TiII})$ 3385 Å or 3074 Å [cm^{-2}]
HD 90177	-40 ^c	$6.2e12 \pm 7.8e11$	$5.6e10 \pm 4.7e09$	$2.2e10 \pm 8.5e09$	$1.3e12 \pm 1.3e10$	$3.0e12 \pm 1.6e11$	$6.5e11 \pm 1.1e11$
HD 94910	-54 ^c	$6.6e11 \pm 2.1e10$	$1.9e10 \pm 1.6e09$	$< 7e09$	$2.6e11 \pm 4.2e10$	$9.1e11 \pm 4.5e11$	$1.2e11 \pm 4.9e10$
HD 94910	-7	$1.1e12 \pm 1.6e11$	$5.0e09 \pm 8.7e08$	$1.5e11 \pm 1.1e10$	$3.5e12 \pm 8.1e10$	$3.2e11 \pm 1.0e11$	$1.2e12 \pm 1.3e11$
HD 76341	20	$1.4e12 \pm 4.0e10$	$5.6e09 \pm 1.6e09$	$6.2e11 \pm 1.4e10$	$7.2e13 \pm 1.0e12$	$8.2e11 \pm 7.8e10$	$4.9e11 \pm 2.8e10$
HD 155806	-3	$3.4e12 \pm 1.0e11$	$1.1e10 \pm 4.4e09$	$2.4e11 \pm 6.6e09$	$2.4e13 \pm 1.7e12$	$1.6e11 \pm 1.9e10$	$6.3e11 \pm 4.6e10$
HD 163800	-6	$2.4e12 \pm 3.1e11$	$2.5e10 \pm 1.9e09$	$6.7e11 \pm 7.3e09$	$6.2e13 \pm 7.5e11$	$1.4e12 \pm 6.8e10$	$8.3e11 \pm 5.0e10$

^cCaFe cloud.**Table 2.** Ionization equilibrium models.

star	HD 90177	HD 94910	HD 94910	HD 76341	HD 155806	HD 163800
v [km/s]	-40 ^c	-54 ^c	-7	20	-3	-6
$N(\text{H})$ [cm^{-2}]	$1.5^{+0.2}_{-0.5}e19$	$2.1^{+0.4}_{-0.6}e18$	$1.2^{+0.2}_{-0.1}e19$	$7.9^{+0.3}_{-0.4}e18$	$1.1^{+0.1}e19$	$1.2^{+0.1}e19$
n_e [cm^{-3}]	$1.03^{+0.08}_{-0.05}$	$0.99^{+0.46}_{-0.21}$	$0.20^{+0.01}_{-0.01}$	$0.43^{+0.03}_{-0.01}$	$0.60_{-0.12}$	$0.50_{-0.01}$
T_e [K]	8400^{+300}_{-150}	10500^{+600}_{-1200}	8200^{+600}_{-700}	8900^{+200}_{-200}	5650_{-500}	9000_{-300}
$N(\text{H})$ from Ca [cm^{-2}]	$1.6e19$	$2.2e18$	$1.2e19$	$8.2e18$	$1.0e19$	$1.2e19$
$N(\text{H})$ from Ti [cm^{-2}]	$6.2e18$	$1.2e18$	$1.1e19$	$4.7e18$	—	$7.9e18$

^cCaFe cloud.**Fig. 2.** Interstellar absorption lines in the direction of HD 94910. The arrows shows the positions of the CaFe interstellar clouds.

recombination rate, $\Gamma(\text{Ca}_{12})$ [1/s] is the ionisation rate of Ca I by UV photons, and $C(\text{Ca}_{12})$ [cm^3/s] is the collisional ionisation rate. Similar equations were used for other elements. The α_{rad} , α_{die} and C parameters depends on the electron temperature T_e .

The Γ coefficients were adopted from the WJ2 model (de Boer *et al.* (1973)). The recombination coefficients (α_{rad} and α_{die}) and the collisional ionisation rate coefficient (C) for the Ca and Fe elements were adopted from Shull & van Steenberg (1982). For K and Na these parameters were adopted from Landini & Monsignori Fosi (1991) and Landini & Monsignori Fosi (1990). For Ti α_{rad} was adopted from Badnell *et al.* (2006) and α_{die} comes from Mazzotta *et al.* (1998). The collisional ionisation rate coefficient (C) for Ti was adopted from Voronov (1997).

The CH and CN molecules are not present in CaFe clouds (Bondar *et al.* (2007)). The CH column density is directly proportional to the column density of the H_2 molecule (eg. Federman (1982), Danks *et al.* (1984), Gnaciński *et al.* (2007)). Furthermore, the H_2 molecule is known to be formed on dust grains. We infer that the absence of simple molecules

is caused by grains completely missing in CaFe clouds. Weingartner & Draine (2001) have proposed recombinations on polycyclic aromatic hydrocarbons (PAHs) and on dust grains to play an important role in ion recombinations in cold neutral medium. Since we do not observe even the simplest molecules in CaFe clouds we do not consider the recombinations on PAHs or dust grains here.

The second equation necessary to determine $N(\text{Ca I})$ and $N(\text{Ca II})$ in our model was the conservation of the number of Ca atoms:

$$N(\text{Ca I}) + N(\text{Ca II}) + N(\text{Ca III}) = N(\text{H}) \cdot 10^{S_{\text{A}(\text{Ca})-12} \quad (2)$$

where $N(\text{Ca III})$ was calculated from the ionisation equilibrium with observed $N(\text{Ca II})$. We have used the Solar System Abundances (SSA) as given by Grevesse & Sauval (2000). Other elements (eg. Fe) have the second ionisation potential larger or close to 13.6 eV, and are present in the interstellar medium only in two ionisation stages:

$$N(\text{Fe I}) + N(\text{Fe II}) = N(\text{H}) \cdot 10^{S_{\text{A}(\text{Fe})-12} \quad (3)$$

The hydrogen column density $N(\text{H})$, the electron density n_e and the electron temperature T_e were treated as free parameters. We have used the ‘amoeba’ procedure Press *et al.* (1996) to find the minimum of the χ function:

$$\chi^2 = \sum_X \left(\frac{N(X)_{\text{model}}}{N(X)_{\text{obs}}} - 1 \right)^2 \quad (4)$$

where $X = \text{Ca I}, \text{Ca II}, \text{Na I}, \text{Fe I}, \text{K I}$ and Ti II .

The model that fits the observed column densities is presented in Table 2. $N(\text{H})$ is the column density of hydrogen in a single analysed cloud. Physical condition are described by the electron density n_e and the electron temperature T_e . For comparison we have also shown the hydrogen column densities obtained from Ti II (assuming $N(\text{Ti II}) = N(\text{Ti I})$) and from Ca II ($N(\text{Ca I})_{\text{obs}} + N(\text{Ca II})_{\text{obs}} + N(\text{Ca III})_{\text{model}} = N(\text{Ca})$) assuming Solar System abundances. The differences between the column densities obtained in our model and the observed ones $\Delta X = \log N(X)_{\text{model}} - \log N(X)_{\text{obs}}$ are shown on Fig. 3.

The errors of $N(\text{H})$, n_e and T_e were calculated by modifying the column densities by the error presented in Table 1. First we

have added the errors to the column densities of ions and subtracted the error from the column densities of neutral elements. In a second run we have added the error to column densities of neutral species and subtracted from ions column densities. In a case of interstellar clouds in the direction to HD 155806 and HD 163800 we could not achieve convergence in the second case.




Fig. 3. The difference $\Delta X = \log N(X)_{model} - \log N(X)_{obs}$ between calculated column densities and the observed ones. Note different y-axis scale for CaFe and non-CaFe clouds.

4. Discussion

The absence of molecules in CaFe clouds imply that no dust is present in this clouds. This conclusion is confirmed by comparison of element abundances in CaFe clouds and in our model. Elements with low condensation temperature like Na or K ($T_C \approx 1000$ K) do not show any depletion in the CaFe clouds. In fact the observed column densities of Na I and K I are even larger than column densities derived from the best-fit model (Fig. 3). The depletion of atoms due to condensation onto dust grains is typically -0.2 to -1.5 dex (Gnaciński & Krogulec (2006)), while the highest deficit of observed abundance in our data is 0.088 dex for Ca I in the CaFe cloud to HD 90177. Therefore we conclude that the CaFe clouds have composition similar to the Solar System abundances and no depletion onto dust grains is seen in the CaFe clouds.

Both CaFe clouds analysed here have large electron density $n_e \approx 1$ cm^{-3} . In clouds analysed by Gnaciński *et al.* (2007) the electron density is in the range 0.01 – 2.5 cm^{-3} . The electron densities in the CaFe clouds are higher than electron densities to all 11 sight lines presented by Black & van Dishoeck (1991).

It is interesting to note that our model fails to fit Na I and K I in ordinary (non CaFe) clouds. The observed column densities of Na I and K I are always higher by 1–3 orders of magnitude than the theoretical ones. It is possible that a single set (n_e , T_e) can not describe the conditions in a non-CaFe cloud, because in the cloud's core the ionising photons are shielded by dust, and the conditions in the cloud's core differ substantially from that on the cloud surface. The CaFe clouds seems to be very homogenous in comparison to ordinary clouds, since we can fit the observed column densities with a single set of n_e and T_e . In CaFe clouds we do not see the CH and CH+ molecules (Bondar *et al.* (2007)). The fact that we do not observe molecules in CaFe clouds support the thesis that there are no cold cores in such clouds.

5. Conclusions

The results can be recapitulated as follows:

1. The CaFe interstellar clouds have composition similar to the Solar System elements abundance.
2. There is no depletion of elements onto dust grains in CaFe clouds.
3. The electron density n_e is high in the CaFe clouds ($n_e \approx 1$ cm^{-3}).
4. The CaFe clouds seems to be thin clouds totally penetrated by the UV radiation.

Acknowledgements. This research was based on spectra obtained by the UVES Paranal Observatory Project (ESO DDT Program ID 266.D-5655, see Bagnulo *et al.* (2003)). We acknowledge the financial support from the University of Gdańsk (grant BW/5400-5-0305-7).

References

- Badnell N.R., 2006, *ApJSS*, 167, 334
 Bagnulo *et al.*, 2003, *Messenger*, 114, 10
 Black J.H., van Dishoeck E.F., 1991, *ApJ*, 369, L9
 Bondar A., Kozak M., Gnaciński P., Galazutdinov G. A., Beletsky Y., Krelowski J., 2007, *MNRAS*, 378, 893
 de Boer K.S., Koppenaal K., Pottasch S.R., 1973, *A&A*, 28, 145
 Danks A.C., Federman S.R., Lambert D.L., 1984, *A&A*, 130, 62
 Federman S.R., 1982, *ApJ*, 257, 125
 Hunter I., Smoker J.V., Keenan F.P., Ledoux C., Jehin E., Cabanac R., Melo C., Bagnulo S., 2006, *MNRAS*, 367, 1478
 Gnaciński P., Krogulec M., 2006, *Acta Astron.*, 56, 373
 Gnaciński P., Krogulec M., Krelowski J., 2007, *Proceedings of the conference "Molecules in Space and Laboratory"*, Paris 14-18 May 2007
 Gnaciński P., Sikorski J. K., Galazutdinov G. A., 2007, *A&A*, 469, 201
 Grevesse N., Sauval A.J., 2000, *Urania*, 690, 248
 Landini M., Monsignori Fosi B.C., 1990, *A&ASS*, 82, 229
 Landini M., Monsignori Fosi B.C., 1991, *A&ASS*, 91, 183
 Mazzotta P., Mazzitelli G., Colafrancesco S., Vittorio N., 1998, *A&ASS*, 133, 403
 Morton D.C., 2003, *ApJSS*, 149, 205
 Press W.H., Teukolsky S.A., Vetterling W.T., Flannery B.P., 1996, "Numerical Recipes in Fortran 90", Cambridge University Press
 Shull J.M., van Steenberg M., 1982, *ApJS*, 48, 95
 Voronov G.S., 1997, *Atomic Data and Nuclear Data Tables*, 65, 1
 Weingartner J.C., Draine B.T., 2001, *ApJ*, 563, 842