

The Cosmic Neutrino Background and the age of the Universe

Francesco de Bernardis¹, Alessandro Melchiorri¹, Licia Verde^{2,3} and Raul Jimenez^{2,3}

¹*Physics Department and Sezione INFN, University of Rome "La Sapienza", P.le Aldo Moro 2, 00185 Rome, Italy*

²*Dept. of Physics and Astronomy, University of Pennsylvania, Philadelphia, PA-19104, USA. and*

³*Dept. of Astrophysical Sciences, Princeton University, Ivy lane, Princeton, NJ 08544, USA.*

(Dated: December 18, 2018)

We discuss the cosmological degeneracy between the age of the Universe, the Hubble parameter and the effective number of relativistic particles N_{eff} . We show that independent determinations of the Hubble parameter $H(z)$ as those recently provided by Simon, Verde, Jimenez (2006), combined with other cosmological data sets can provide the most stringent constraint on N_{eff} , yielding $N_{\text{eff}} = 3.7^{+1.1}_{-1.2}$ at 95% confidence level. A neutrino background is detected with high significance: $N_{\text{eff}} > 1.8$ at better than 99% confidence level. Constraints on the age of the universe in the framework of an extra background of relativistic particles are improved by a factor 3.

I. INTRODUCTION

The recent measurements of cosmic microwave background (CMB) anisotropies and polarization [1, 2], alone or in combination with other cosmological data sets, have provided a spectacular confirmation of the standard cosmological model and an accurate determination of some of its key parameters. One of the most impressive results is probably the new determination of the age of the universe 13.8 ± 0.3 Gyrs that improves by an order of magnitude previous determinations from, for example, cosmochronology of long-lived radioactive nuclei [3] and population synthesis of the oldest stellar populations [4].

It is important however to constrain possible deviations from the standard cosmological model. In this paper we concentrate on constraints on the amount of relativistic energy density at recombination. It is well known that cosmological results can be dramatically affected if we relax our assumptions about the physical energy density in relativistic particles ω_{rel} . The shape of the CMB angular power spectrum is sensitive to the epoch of matter-radiation equality; a change in ω_{rel} can be compensated by a change in the physical cold dark matter density ω_c , a change in the Hubble constant H_0 and, to less extent, a change in the power spectrum spectral slope n_s [5]. Small scale observables (such as the CMB damping tail and large-scale structure) are also affected e.g., [6, 7, 9, 10].

In the standard model ω_{rel} includes photons and neutrinos, and is often parameterized in terms of the equivalent number of standard massless neutrinos species N_{eff} .

$$\omega_{\text{rel}} = \omega_\gamma + N_{\text{eff}} \cdot \omega_\nu \quad (1)$$

where ω_γ is the energy density in photons and ω_ν is the energy density in one active neutrino. Measuring ω_{rel} thus gives a direct observation on the effective number of neutrinos, N_{eff} . The standard model predicts three neutrino species; corrections to account for QED effects and for neutrinos being not completely decoupled during electro-positron annihilation imply $N_{\text{eff}}^{SM} = 3.04$ [11]. Any light particle that does not couple to electrons, ions and photons will act as an additional relativistic species.

Departures from the standard model which are described by a deviation $N_{\text{eff}} \neq 3$ can arise from the decay of dark matter particles [12, 13, 14, 15], quintessence [16], exotic models [17], and additional hypothetical relativistic particles such as a light majoron or a sterile neutrino. Such hypothetical particles are strongly constrained from standard big bang nucleosynthesis (BBN), where the allowed extra relativistic degrees of freedom are about $N_{\text{eff}}^{\text{BBN}} = 3.1^{+1.2}_{-1.4}$ (see e.g. [18]). One should, however, be careful when comparing the effective number of neutrino degrees of freedom at the times of BBN and CMB, since they may be related by different physics and the energy density in relativistic species may easily change from the time of BBN ($T \sim \text{MeV}$) to the time of last rescattering ($T \sim \text{eV}$) in several non-standard models. Moreover, current astrophysical determinations of primordial elements can be still affected by relevant systematics (again, see [18]).

Cosmological data analyses with variations in N_{eff} have been recently undertaken by many authors [7, 8, 9, 18, 19, 20, 21, 22, 34]. In this letter we first analyze the degeneracy of cosmological parameters and in particular the age of the Universe, with N_{eff} , and then show how determinations of the Hubble parameter can help break this degeneracy. In particular, we show that the recent determinations of H_0 for the HST key project [23] and $H(z)$ provided by Simon, Verde and Jimenez [24] (SVJ) can provide, when combined with CMB and other cosmological data, new bounds on N_{eff} .

II. DATA ANALYSIS: METHOD AND RESULTS

The method we adopt is based on the publicly available Markov Chain Monte Carlo package *cosmomc* [25]. We start by considering a standard Λ CDM model described by the following dimensional set of cosmological parameters, adopting flat priors on them: the physical baryon and CDM densities, $\omega_b = \Omega_b h^2$ and $\omega_c = \Omega_c h^2$, the ratio of the sound horizon to the angular diameter distance at decoupling, θ_s , the scalar spectral index, n_s and amplitude A_s , and the optical depth to reionization, τ . To these parameters we add the possibil-

ity of having an extra-background of relativistic particles (parametrized with an effective number of neutrino species $N_{\text{eff}} \neq 3.04$, see e.g. [5]). Temperature, cross polarization and polarization CMB fluctuations from the WMAP 3 year data [1, 26, 27] are considered. WMAP data are combined with the following data sets: higher resolution CMB experiments BOOMERanG, ACBAR, CBI and VSA [28], the power spectrum of galaxies from the Sloan Digital Sky Survey (SDSS) [29] and Two degree field Galaxy Redshift Survey (2dFGRS) [30]. The analysis is restricted to a range of scales over which the fluctuations are assumed to be in the linear regime (technically, $k < 0.2h^{-1} \text{ Mpc}$) and the galaxy bias b is considered as an additional nuisance parameter and is marginalized over. Constraints obtained from the supernova (SN-Ia) luminosity measurements are also included with the so-called GOLD data set from [32] and the Supernovae Legacy Survey (SNLS) data from [31]. This combination is referred to as "WMAP+ALL".

Finally, we consider Hubble key project determination of the Hubble constant [23] (HST) and the SVJ [24] determination of the redshift dependence of the Hubble parameter $H(z)$ from observations of passively evolving galaxies (SVJ).

Since [1] showed that the SDSS and 2dFGRS data differ in the shapes of the two measured power spectra and that this difference leads to the disagreement in their best fit values for N_{eff} , we also consider the reduced combination of WMAP+SDSS (this is the combination of CMB and large scale structure which give the weakest constraints in N_{eff}). As we will show below, this reduced combination with the addition of the Hubble parameter determinations provide constraints virtually indistinguishable from those obtained with the "ALL" data set.

When ω_{rel} (or N_{eff}) is considered as a free parameter the constraint on the age of the universe, t_0 , from cosmological data changes from 13.84 ± 0.28 Gyrs to $13.8_{-3.2}^{+2.3}$ Gyrs. This is because there is a strong degeneracy between ω_{rel} and ω_m which is mostly driven by a degeneracy between N_{eff} and H_0 . As the age of the universe is

$$t_0 = 9.8 \int_0^1 \frac{ada}{[\omega_m + (1 - \omega_m)a^4]^{1/2}} \text{Gyr} \quad (2)$$

there is a degeneracy $N_{\text{eff}} - t_0$.

This is shown in the first two columns of table 1 (for WMAP+ALL) and 2 (for WMAP+SDSS). It is useful to examine the constraints from the cosmological dataset combination WMAP+ALL on the $N_{\text{eff}} - t_0$ plane as shown in Figure 1. A strong degeneracy is present and the relativistic background is poorly constrained: values of N_{eff} as large as 8 are allowed at 95% c.l. and letting N_{eff} to vary results in much weaker constraints on the current age of the universe t_0 .

Figure 2 shows how $H(z)$ constraints reduce the parameter space allowed by the rest of the data combination while table 1 (WMAP+ALL) and 2 (WMAP+SDSS) show how the degeneracy can be broken and constraints on N_{eff} can be improved by adding Hubble

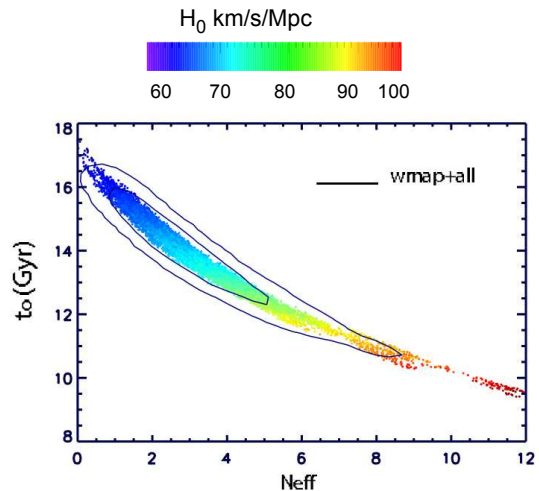


FIG. 1: Constraints on the $t_0 - N_{\text{eff}}$ plane from current cosmological data (WMAP+ALL). A degeneracy between the two parameters (and the Hubble constant) is evident. An extra background of relativistic particles with respect to the standard model prediction of $N_{\text{eff}} = 3.04$ is in agreement with current cosmological data for ages of the universe $t_0 < 13$ Gyr, and Hubble constant $H_0 < 70 \text{ km/s/Mpc}$.

constant constraints; here HST denotes the HST Hubble key project H_0 determination [23] and SVJ denotes [24]. The constraints obtained from the combination WMAP+ALL+HST+SVJ are virtually indistinguishable from those obtained from the combination WMAP+SDSS+HST+SVJ. This implies that the tension between 2dFGRS and SDSS does not affect the result and that the combination high-resolution CMB experiments+ 2dFGRS+Supernovae (SNLS & GOLD) does not add significant amount of information once the H determinations are included.

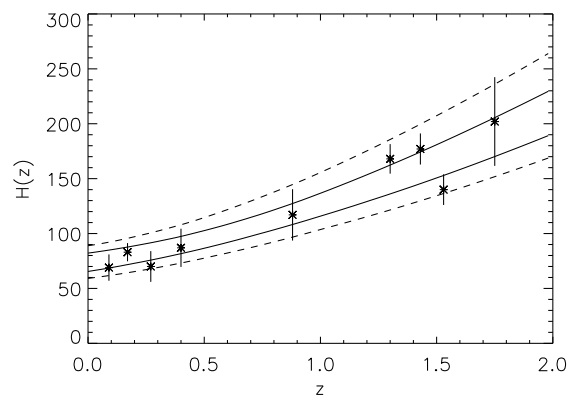


FIG. 2: The dashed lines show the range of expansion histories, $H(z)$, allowed at the 68% c.l. by the data set WMAP+SDSS +HST. The points with error-bars are the $H(z)$ determinations from [24](SVJ) and the solid line show the range of expansion histories allowed at the 68% c.l. after adding the constraints from these data.

Parameter	WMAP+ALL $N_{\text{eff}} = 3.04$	WMAP+ALL	WMAP+ALL +HST	WMAP+ALL +SVJ	WMAP+ALL +HST+SVJ
N_{eff}	—	$3.3^{+4.0}_{-2.3}$	$3.03^{+2.2}_{-1.7}$	$3.8^{+1.2}_{-1.15}$	$3.71^{+1.17}_{-1.08}$
H_0	$70.8^{+3.3}_{-3.1}$	71^{+21}_{-12}	$70.5^{+10.0}_{-9.5}$	$73.8^{+6.6}_{-6.5}$	$73.5^{+6.1}_{-5.9}$
ω_c	$0.1087^{+0.0088}_{-0.0078}$	$0.113^{+0.086}_{-0.037}$	$0.109^{+0.045}_{-0.029}$	$0.121^{+0.024}_{-0.021}$	$0.120^{+0.023}_{-0.020}$
Ω_m	$0.262^{+0.036}_{-0.032}$	$0.265^{+0.038}_{-0.039}$	$0.264^{+0.035}_{-0.036}$	$0.262^{+0.036}_{-0.040}$	$0.263^{+0.035}_{-0.036}$
age(Gyr)	$13.84^{+0.28}_{-0.28}$	$13.8^{+2.3}_{-3.2}$	$13.9^{+1.8}_{-2.0}$	$13.27^{+1.1}_{-0.97}$	$13.31^{+1.0}_{-0.91}$

TABLE I: Cosmological constraints (95% c.l.) on the number of relativistic particles and other cosmological parameters from WMAP+ALL, adding HST and SVJ data sets (see text for more details).

Parameter	WMAP+SDSS $N_{\text{eff}} = 3.04$	WMAP+SDSS	WMAP+SDSS +HST	WMAP+SDSS +SVJ	WMAP+SDSS +HST+SVJ
N_{eff}	—	$7.1^{+7.1}_{-5.1}$	$4.3^{+2.8}_{-1.6}$	$4.0^{+1.2}_{-1.1}$	$4.0^{+1.1}_{-1.1}$
H_0	$70.9^{+5.3}_{-4.7}$	86^{+24}_{-21}	75^{+13}_{-21}	$74.5^{+7.7}_{-7.3}$	$74.0^{+6.9}_{-6.6}$
ω_c	$0.110^{+0.013}_{-0.013}$	$0.18^{+0.13}_{-0.086}$	$0.132^{+0.068}_{-0.042}$	$0.128^{+0.027}_{-0.024}$	$0.127^{+0.027}_{-0.024}$
Ω_m	$0.265^{+0.062}_{-0.056}$	$0.265^{+0.077}_{-0.065}$	$0.270^{+0.069}_{-0.060}$	$0.271^{+0.065}_{-0.057}$	$0.274^{+0.062}_{-0.055}$
age(Gyr)	$13.77^{+0.29}_{-0.30}$	$11.5^{+3.3}_{-2.7}$	$13.0^{+2.0}_{-2.0}$	$13.0^{+1.0}_{-0.92}$	$13.1^{+0.96}_{-0.87}$

TABLE II: Cosmological constraints (95% c.l.) on the number of relativistic particles and other cosmological parameters from WMAP+SDSS, adding HST and SVJ data sets (see text for more details).

Finally we summarize the constraints on N_{eff} in figure 3, where we show the likelihood (L) as a function of N_{eff} marginalized over all other parameters. Left panel is for the case WMAP+ALL, right panel for WMAP+SDSS. The dotted line corresponds to the data set combination without H determinations, the dashed line corresponds to the case when HST is added and the solid line for the case where both HST and SVJ are added. When the Hubble constant determinations are added to cosmological data sets (WMAP+ALL or WMAP+SDSS) a neutrino background is detected at high significance: $N_{\text{eff}} > 1.8$ at better than 99% confidence level.

Very recently, several works have bounded the cosmological neutrino background using cosmological data: [33] and [18] report $N_{\text{eff}} = 4.6^{+1.5}_{-1.6}$. This limit, which is in excellent agreement with the limit presented here, is obtained by including Lyman- α and baryonic acoustic oscillation data, which are affected by completely different systematics from the Hubble parameter determinations used here (see [34] for a discussion).

III. CONCLUSIONS

We have considered how the Hubble parameter determinations of H_0 from the HST key project [23] and of $H(z)$ from passively evolving galaxies [24](SVJ) improve constraints on the physical energy density in relativistic particles. This is parameterized as an effective number of massless neutrinos species N_{eff} which can in principle deviate from the standard model prediction of $N_{\text{eff}}^{SM} = 3.04$. We find $N_{\text{eff}} = 3.7^{+1.2}_{-1.1}$ (95% c.l.) from the dataset combination WMAP+ALL+HST+SVJ and

$N_{\text{eff}} = 4.0^{+1.1}_{-1.1}$ (95% c.l.) from the reduced combination WMAP+SDSS+HST+SVJ. The WMAP+SDSS combination was chosen as SDSS, for the large-scale structure data set considered is the one yielding the weakest constraints on N_{eff} . These constraints are in good agreement with the standard model prediction. The addition of Hubble parameter determinations to the other cosmological data-sets break the degeneracy between N_{eff} and the age of the Universe. The nature of this degeneracy implies that there is not a range of redshift where $H(z)$ determinations would yield the best constraints on N_{eff} . On the other hand, for a redshift range $0.8 < z < 2.0$ the corresponding age of the universe is about 6.5 to 3 Gyr. At this ages and for solar metallicity the UV spectra of galaxies ($2300 < \lambda/\text{\AA} < 4000$) is dominated by main sequence stars of F, G class similar to our Sun[35]. This is a range of stellar evolution that can be modeled accurately unlike stages in the post main-sequence dominated by mass-loss events. This will be therefore the preferred redshift range to obtain further observations of passively evolving high-redshift galaxies to further constrain the number of relativistic species.

Future baryon acoustic oscillations spectroscopic surveys will yield very accurate measurements of $H(z)$ which can be used to impose further constraints on N_{eff} . The forecasts on the N_{eff} constraints from these surveys in combination with future CMB data is will be presented in a forthcoming paper.

We acknowledge the use of the Legacy Archive for Microwave Background Data Analysis (LAMBDA). Support for LAMBDA is provided by the NASA Office of Space Science. LV is supported by NASA ADP04-000-0093 and ADP03-0000-009. LV and RJ thank D. Spergel

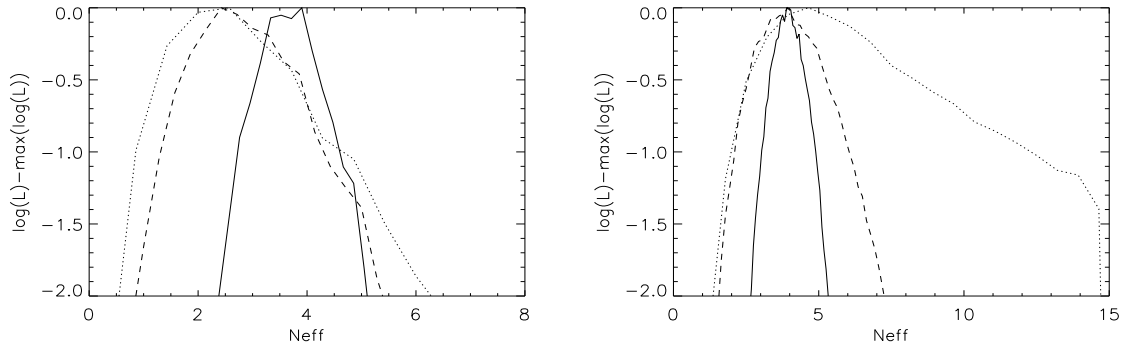


FIG. 3: Logarithm of the Likelihood ($\ln(L)$) as a function of N_{eff} marginalized over all other parameters and normalized to be 0 at the maximum. The left panel is for the WMAP+ALL data set while the right panel is for the reduced WMAP+SDSS. The dotted line corresponds to the data set combination without H determinations, the dashed line corresponds to the case when HST is added and the solid line for the case where both HST and SVJ are added.

for discussions.

-
- [1] D. N. Spergel *et al.*, ApJS, **170**, 37, 2007
 - [2] D. N. Spergel *et al.*, ApJS, **148**, 175, 2003
 - [3] Frebel, A., Christlieb, N., Norris, J. E., Thom, C., Beers, T. C., & Rhee, J. 2007, Astrophys. J. Lett., 660, L117
 - [4] Jimenez, R., Thejll, P., Jorgensen, U. G., MacDonald, J., & Pagel, B. 1996, Mon. Not. R. Astron. Soc., 282, 926; Dunlop, J., Peacock, J., Spinrad, H., Dey, A., Jimenez, R., Stern, D., & Windhorst, R. 1996, Nature (London), 381, 581; Krauss, L. M., & Chaboyer, B. 2003, Science, 299, 65
 - [5] R. Bowen *et al.*, Mon. Not. Roy. Astron. Soc. **334** (2002) 760
 - [6] Hall, L.J. and Olivier, S., 2004, Nuclear Physics B Proceedings Supplements, 137, 269
 - [7] Hannestad, S. 2005, Journal of Cosmology and Astro-Particle Physics, 2, 11
 - [8] S. H. Hansen, G. Mangano, A. Melchiorri, G. Miele and O. Pisanti, Phys. Rev. D **65** (2002) 023511
 - [9] E. Pierpaoli, Mon. Not. Roy. Astron. Soc., 342, L63
 - [10] Bashinsky, S. & Seljak, U. 2004, Phys. Rev. D, 69, 083002
 - [11] Dolgov, A. D., Hansen, S. H., & Semikoz, D. V. 1999, Nucl. Phys. B543, 269; Gnedin, N. Y. & Gnedin, O. Y. 1998, ApJ, 509, 11; Lopez R.E., Dodelson S., Heckler A., Turner M.S., 1999, Phys. Rev. Lett. 82, 3952; Mangano G., Miele G., Pastor S., Peloso M., 2002, Phys.Lett. B534, 8; Mangano, G., Miele, G., Pastor, S., Pinto, T, Pisanti, O. & Serpico, P. D. 2005, Nucl. Phys. B729, 221
 - [12] Bonometto S., Pierpaoli E., 1998, New Astronomy, 3, 391
 - [13] Lopez R.E., Dodelson S., Sherrer R.J., Turner M.S., 1998, Phys. Rev. Lett. 81, 3075
 - [14] Hannestad S., 1998, Phys.Rev.Lett. 80, 4621
 - [15] Kaplinghat M., Turner M.S., 2001, Phys. Rev. Lett. 86, 385
 - [16] Bean R., Hansen S.H., Melchiorri A., 2001, Phys. Rev. D 64, 103508
 - [17] H. Davoudiasl, arXiv:0705.3636
 - [18] G. Mangano, A. Melchiorri, O. Mena, G. Miele and A. Slosar, JCAP **0703** (2007) 006
 - [19] Hannestad, S. 2003, Journal of Cosmology and Astro-Particle Physics, 5, 4
 - [20] Crotty, P., Lesgourgues, J., & Pastor, S. 2003, Phys. Rev. D, 67, 123005
 - [21] Elgarøy, Ø., & Lahav, O. 2003, Journal of Cosmology and Astro-Particle Physics, 4, 4
 - [22] Barger, V., Kneller, J. P., Langacker, P., Marfatia, D., & Steigman, G. 2003, Physics Letters B, 569, 123
 - [23] Freedman, W. L., et al. 2001, ApJ, 553, 47
 - [24] J. Simon, L. Verde and R. Jimenez, Phys. Rev. D **71** (2005) 123001
 - [25] A. Lewis and S. Bridle, Phys. Rev. D **66** (2002) 103511
 - [26] L. Page *et al.*, ApJS, **170**, 335, 2007
 - [27] G. Hinshaw *et al.*, ApJS, **170**, 288, 2007
 - [28] Ruhl, J. E., et al. 2003, ApJ, 599, 786; Montroy, T. E., et al. 2005, ApJ; Piacentini, F., et al. 2005, ArXiv Astrophysics e-prints; Kuo, C. L., et al. 2004, ApJ, 600, 32; Mason, B. S., et al. 2003, ApJ, 591, 540; Sievers, J. L., et al. 2003, ApJ, 591, 599; Pearson, T. J., et al. 2003, ApJ, 591, 556; Readhead, A. C. S., et al. 2004a, ApJ, 609, 498; Dickinson, C., et al. 2004, MNRAS, 353, 732
 - [29] M. Tegmark *et al.*, Astrophys. J. **606**, 702 (2004).
 - [30] S. Cole *et al.*, MNRAS **362**, 505 (2005).
 - [31] P. Astier *et al.*, Astron. Astrophys. **447**, 31 (2006).
 - [32] A.G. Riess *et al.*, Astrophys. J. **665R**, 607 (2004).
 - [33] U. Seljak, A. Slosar and P. McDonald, arXiv:astro-ph/0604335.
 - [34] J. Hamann, S. Hannestad, G. G. Raffelt and Y. Y. Wong, arXiv:0705.0440
 - [35] Jimenez, R., MacDonald, J., Dunlop, J. S., Padoan, P., & Peacock, J. A. 2004, Mon. Not. R. Astron. Soc., 349, 240