

A Model for Fast Rising, Slowly Decaying Subpulses in γ -ray Bursts

David Eichler and Hadar Manis

Department of Physics, Ben-Gurion University, Beer-Sheva 84105, Israel; eichler@bgu.ac.il

ABSTRACT

Gamma ray bursts (GRB's) often feature subpulses that have a distinctively asymmetric profile – they rise quickly and decay much more slowly, while their spectrum softens slightly with observer time. It is suggested that these subpulses are caused by slow baryonic clouds embedded within a primary γ -ray beam, which scatter the γ -radiation into our line of sight as they accelerate. Good quantitative agreement is obtained with observed light curves and spectral evolution. The kinetic energy that the baryonic component of GRB jets receives from the primary γ -radiation is predicted to be about equal to the amount of γ -radiation that is scattered, consistent with observations of afterglow. Several other observational consequences are briefly discussed. The possibility is raised that the time scale of short GRB is established by radiative acceleration and/or baryon injection rather than the time scale of the central engine.

Subject headings: γ -rays:bursts

1. Introduction

The nature of the central engine of GRB's remains unresolved by observations. It is not known what the primary form of energy outflow is, or how the γ -radiation near the spectral peak is powered. Popular models invoke a baryonic outflow as the primary form of energy output, and synchrotron emission from electrons that are shock-accelerated in optically thin regions of the outflow (Meszaros & Rees 1994), presumably by internal shocks caused by the unsteadiness of the flow. Other models suggest that the primary output of the central engine is photons (e.g. Eichler 1994, Eichler & Levinson 2000, Rees & Mezsaros 2005) or Poynting flux (e.g. Thompson 1994, Lyutikov & Blandford 2003). If the observed γ -radiation (and presumably a residue of pairs) is the primary form of released energy at the photosphere of the outflow, then the question is if and how the γ -radiation accelerates the baryonic outflow responsible for GRB afterglow.

In this *Letter* we propose that many γ -ray bursts are viewed at an angle that is slightly offset from the direction of the primary γ -ray beam, and that much of the primary radiation is, consequently, observed only after being scattered by slower baryons that have not yet reached their terminal Lorentz factor Γ_∞ . The existence of slow baryons in the flow is not a strong assumption. They could enter the primary beam from the periphery due to the diffusion of slow neutrons from a surrounding wind (Eichler and Levinson 1999; Levinson and Eichler 2003) or possibly by turbulent excitation of transverse motion by Kelvin–Helmholtz instabilities at the side. Moreover, radiatively driven instabilities could bunch baryons within the outflow. Even in the internal shock model, slow material would be necessary to dissipate the energy of fast material, and the shocked material following their collision would still be slower than at the eventual terminal Lorentz factor. The main assumption made here is that the photons, though they may scatter off clouds of high optical depth, are not trapped *within* a large optical depth, and that they accelerate the clouds/bunches as they overtake them from the rear. We show that the observed temperature, as defined by the location of the emission peak, should then decrease approximately as $t^{-2/3}$, as reported by Ryde (2004). We also show that the observed time profile has a characteristic fast rise, slow decay typical of sub-pulses¹ often seen in the prompt emission of GRB’s. The decay is due largely to the acceleration of the scattering baryons by the radiation pressure of the primary photons, which causes the beam of scattered photons to narrow to below the offset angle.

It would not be surprising if matter were accelerated beyond the photosphere because the isotropic equivalent luminosity can be as high as 10^{15} Eddington luminosities or more. This would surely be a powerful accelerator of any material that did not already have a Lorentz factor of at least several hundred, even at distances of 10^{13} to 10^{14} cm, where the photosphere is placed in many models. The acceleration of isolated baryons would be much faster than the hydrodynamical timescale. In the process of being accelerated, the baryonic scattering material would scatter as much radiative energy as the energy it received from the radiation pressure (see below). Thus, radiation scattered by accelerating baryons would represent as significant a part of the GRB energy budget as the baryons.²

The idea that most GRB’s are observed from an offset viewing angle is well motivated and has been amply discussed in the literature. One motivation is that very bright GRB’s such as 990123 are much brighter than the detection threshold and could be viewed

¹often referred to as ‘FRED’s – for fast rise, exponential decay

²Note that even in the internal shock model, where the exiting photons are secondary products of fast baryons overtaking and shocking slightly slower ones, the resultant super-Eddington photon output would pre-accelerate most of the slower baryons before they were overtaken. A self-consistent treatment of this model should therefore include such scattering and pre-acceleration as well.

by observers that are offset by an angle of several times $1/\Gamma$, just from their kinematic broadening. Another is that the Amati [and Ghirlanda] correlations (Amati et al 2002, Ghirlanda et al 2004) can be explained as kinematically correlated softening of both the peak frequency and isotropic equivalent [jet] energy (Eichler and Levinson 2004, Levinson and Eichler 2005, Eichler and Levinson 2006). Scattered radiation from accelerating baryons can, at some cost to peak brightness, significantly enhance the solid angle over which a GRB could be detected, and, for sources with low V/V_{max} , thus enhance the maximum volume $V_{max} \equiv \int r_{max}^3(\theta, \phi)d\Omega/3$ over which a burst can be detected. A considerable fraction of all detected GRB's, or subclasses thereof, may then involve a component of scattered radiation. Many observers could detect such radiation while the baryons that scattered it into the line of sight continue in a slightly different direction, and this separation between baryon direction and prompt γ -ray direction could be a reason for the delay of strong afterglow in many GRB's (Eichler and Granot 2006). We will also note that at viewing angles θ_V that are large compared to the jet opening angle θ_o , $\theta_V \gg \theta_o$, this scattering can give rise to outliers from the Amati relation.

Very recently, Pe'er et al (2007) have independently proposed that the softening of the spectral peaks of GRB subpulses results from viewing material that is, with observer time, increasingly further in angular separation from the line of sight. This must always occur if the jet is extended in angle, but gives a steeper decline of spectral peak frequency with time ($t^{-\alpha}$, $\alpha \sim 1$) than the model proposed here, as well as a steeper decline in luminosity.

2. A Simple Model

To calculate the luminosity of scattered radiation as a function of time, we assume that the scattering material is introduced into the primary photon beam at rest or with purely radial motion, and that the size of the photon source is negligible. The photons are thus completely combed radially and their flux in the scatterer frame is $F' = \frac{1-\beta}{1+\beta}F$ (Landau and Lifschitz 1962), where F is the flux in the source frame at radius r . Assume first, for convenience, that the cloud is optically thin. The acceleration in the scatterer frame is given by

$$d\beta_s/d\tau = F'\sigma_T/m_i c^2 = \frac{1-\beta}{1+\beta}F\sigma_T/m_i c^2 \quad (1)$$

and thus

$$d\beta/dt_{source} = \Gamma^{-3}d\beta_s/d\tau = \Gamma^{-3}F'\sigma_T/m_i c^2 = \Gamma^{-3}\frac{1-\beta}{1+\beta}F\sigma_T/m_i c^2. \quad (2)$$

Integrating this equation in the late time limit when $(1+\beta) \sim 2$, $Fdt_{source} \propto d\beta/(1-\beta)^{5/2}$, we obtain $(1-\beta) \propto (\int Fdt_{source})^{-2/3}$. The received flux by a distant observer at viewing

angle θ_V as a function of observer time t is given by (Rybicki and Lightman 1979)

$$dP_e/d\Omega = [\gamma(1 - \beta \cos \theta_V)]^{-4} dP'/d\Omega', \quad (3)$$

and the late time behavior when $1/\Gamma \ll \theta_V$ is, for constant F , $dP_e/d\Omega \propto (1 - \beta)^3 \propto t^{-2}$.

Note that for a powerful GRB with isotropic equivalent luminosity $L_{iso} = 10^{53} L_{53}$ erg/s, and baryons beginning from rest at radius $r = 10^{12} r_{12}$ cm, the acceleration time up to $\Gamma \leq (10^8 L_{53}/r_{12})^{1/3}$ is less than the hydrodynamical expansion time (Eichler 2004) for $r_{12}, L_{53} \sim 1$. Thus, the model predicts *a priori*, given the relevant range of parameters for the central engine and host star envelope ($L_{53} \sim 1, r_{12} \sim 1$), that the baryons naturally obtain a Lorentz factor of several hundred.

It is possible that the baryonic cloud is optically thick when injected into the primary beam. In this case, the back end is compressed by the radiation pressure and a reverse shock is sent through the cloud (which could result in particle acceleration and a nonthermal component in the scattered radiation), and the average acceleration is reduced by the optical depth τ . The scattered radiation emerges from the back end of the cloud, after only one or very few scatterings, so, in the frame of the cloud, the forward hemisphere is shaded. *When the cloud accelerates beyond $\Gamma = 1/\theta_V$, the observer's line of sight emerges from the shadow, and a sudden turn on of the scattered radiation is seen.* The turn on is just at the value of β where the flux of scattered radiation detected by the observer is near maximum. Alternatively, the optical depth $\sigma_T \int_r^\infty n(r')[1 - \beta(r')] dr'$ of any given parcel of baryons also drops, due to the acceleration, much faster than the expansion. The photosphere can *self-organize* in the sense that a sudden drop in optical depth is then both the cause and effect of a sudden drop in $[1 - \beta]$. Finally, the cloud may be optically thin. This would imply that much of the primary radiation escapes unscattered. This possibility seems to be allowed, at present, by observations: A GRB as powerful as 990123, for example, though only occurring once per $\sim 10^3$ bursts, is $\sim 10^3$ times as powerful as the typical GRB, and, having a high peak frequency, is a logical candidate for primary emission. The proposed model can thus accommodate a rather large range of initial optical depths, as long as the key assumption is maintained that the photons are not trapped within the baryons as they would be if everything were distributed smoothly.

In Fig. 1, we have plotted $\hat{t} \equiv (\sigma_T/m_i c^2) \int (1 - \beta \cos \theta_V) F dt_{source}$ as a function of β , the velocity of the scatterer in units of c . Here F is to be taken at the instantaneous position of the scatterer. We have also assumed a plane parallel geometry, which is valid when the acceleration is rapid compared to the expansion time. Assuming constant F , we have then plotted in Fig. 2 the observed light curve $dP_e/d\Omega$ as a function of \hat{t} . Here, we have assumed that the baryonic cloud is optically thin, so that its emission can be seen by the observer even when $\Gamma \ll 1/\theta$. It is seen even in this case that the characteristic time asymmetry that

is the signature of GRB subpulses is nicely reproduced by the model as seen in Fig. 2. In the case where the cloud is injected - or the radiation first transmitted to the observer - at finite β , the rise is even sharper relative to the decay, and the peak can be a true cusp (Fig. 3).

The late time scaling behavior of the spectral location of the peak is easily calculated by noting that the initial peak photon frequency in the source frame ν_{pi} is seen in the scatterer frame as $\nu'_{pi} = \nu_{pi}/\Gamma(1 + \beta)$ while the final peak frequency, as seen by the observer, is $\nu_{pf} = \nu_{pi}/\Gamma^2(1 + \beta)(1 - \beta \cos \theta_V)$. This implies that $\nu_{pf} = \nu_{pi} m_i c^2 \frac{d\beta}{dt} \Gamma / [(1 - \beta) F \sigma_T]$ where equation (2) has been used with $dt/dt_{source} = (1 - \beta \cos \theta_V)$. For F constant, and β close to unity, the previous result that $(1 - \beta) \sim 1/2\Gamma^2 \propto t^{-2/3}$ implies that

$$\nu_{pf} = -\nu_{pi} \frac{d \ln(1 - \beta)}{d \ln t} \Gamma / \hat{t} \propto t^{-2/3} \quad (4)$$

in good agreement with observations (Ryde 2004).

There are several free parameters in the model, including the viewing angle, the initial velocity and radius at which the baryonic cloud is injected into the jet (or at which it becomes optically thin), the rate at which baryons are injected into the jet (e.g. suddenly or gradually) and the inevitable decline of the primary luminosity with time. Nevertheless, we believe that the fast rise, slow decay is a generic feature of both the observations and theoretical predictions. We find that the peculiar shape is insensitive to the viewing angle, the luminosity and radius; these parameters basically rescale the x and/or y axis. The decline of the luminosity with time is expected and could be the reason the theoretical tails are slightly more prolonged than the ones actually observed (e.g. Fig. 3), but, because the cloud moves almost as fast as the photons, the Langrangian derivative of the luminosity is considerably smaller than the Eulerian derivative, so this effect is likely to be small. By the same token, there could be a small component of the primary beam near the viewing angle, which could make the luminosity decline more gradually with time than if the primary beam is entirely within a narrow pencil shape.

In the case that the scatterer is optically thin, the model predicts correlation of polarization with intensity (Fig. 2). If the primary radiation is unpolarized, and the cloud is being accelerated through the Lorentz factor $\gamma = 1/\theta_V$, then the peak of the subpulse should correspond to $\Gamma \sim 1/\theta_V$. This corresponds to a $\pi/2$ scattering in the frame of the cloud and should therefore correspond to maximum polarization.

It is easy to see that any parcel of energy dE_γ that emerges as scattered radiation by relativistic baryons is about equal to the kinetic energy dE_b that is imparted to baryons as a result of its scattering: In the instantaneous rest frame of the baryon, in the limit of elastic Thomson scattering, the scattered radiation has on the average zero momentum, $dp'_\gamma = 0$, and all its original energy dE'_γ , while the scatterer has gotten all the momentum,

$dp'_b = dE'_\gamma/c$, and essentially none of the energy, $dE'_b \sim 0$. In the source frame, the ratio of energy in scattered photons $dE_\gamma = \Gamma(dE'_\gamma + \beta cd p'_\gamma)$ to the energy they impart to the scatterer $dE_b = \Gamma\beta cd p'_b$ is $dE_\gamma/dE_b = \beta^{-1}$, so that in the limit $\beta \sim 1$, the energy that ultimately remains in the scattered radiation is nearly equal to the kinetic energy that it imparted to the scatterer. *This provides a basis for why the kinetic energy in the baryons, as inferred from afterglow data, is comparable to that in the prompt emission.* Allowing for the possibility of only partial coverage, then in fact a significant fraction of the primary radiation remains unscattered, in which case the energy in prompt emission should consistently exceed the energy inferred from afterglow data. This is consistent with the results of Eichler & Jontof-Hutter (2005), which indicate that the prompt emission, corrected for viewing angle, is typically 3 to 15 times larger than the estimated kinetic energy (Lloyd-Romming & Zhang 2004) inferred from the X-ray afterglow after 10 hours.

3. Implications for GRB Statistical Correlations

We can imagine three classes of observers: a) those in the direct line of the baryon beam, b) those that are slightly offset from the baryon beam and c) those that are at large offset angles from the baryon beam. For simplicity of discussion, we assume here that the baryon beam is a filled in cone of opening angle θ_o . The direct line observers see more or less what is scattered/emitted by the baryons, appropriately blue shifted by the factor Γ_∞ . Those slightly offset by angle $\Delta\theta \equiv \theta_V - \theta_o \geq 0$, nevertheless have a good chance to observe the baryons even after they have reached their terminal Lorentz factor if $\Delta\theta\Gamma_\infty$ is not too large. In contrast to observers in the beam, they see the emitted radiation blue shifted by only the lower Doppler factor $D \equiv 1/\Gamma_\infty[1 - \beta\cos(\Delta\theta)]$, and the total fluence they measure that is contributed by any given pencil beam scales as D^3 . In the case of $\Delta\theta\Gamma_\infty \gg 1$, which implies $D \sim 1/\Gamma_\infty[1 - \cos\Delta\theta]$, and $\Delta\theta \ll \theta_o$, the fraction of the total beam that contributes to the radiation in the observer's direction is proportional to $1 - \cos\Delta\theta = 1/D$, so that the total fluence is proportional to $1/D^2$. This is essentially the Amati relation (Eichler and Levinson 2004). That the dynamic range of the Amati relation covers two orders of magnitude in frequency suggests that this interpretation invokes a range of $\Delta\theta\Gamma_\infty \leq 10$.

Finally, at large θ_V , $\Delta\theta \gg 1/\Gamma_\infty$, the offset may be too large for the observer to detect any significant contribution from the baryons moving at terminal Lorentz factor. However, if the baryons at some point accelerated through the Lorentz factors $\Gamma \sim 1/\theta_V \ll \Gamma_\infty$, then such an observer could nevertheless see a γ -ray pulse from the baryons as they were accelerating through the Lorentz factor $\Gamma_V \equiv 1/\theta_V$ lasting the acceleration time at $\Gamma = \Gamma_V$. The peak frequency at the peak of the light curve is half the intrinsic peak frequency of

the source, independent of θ_V . Scattering by slow ($\Gamma \sim 1/\theta_V \ll 1/\theta_o$) baryons, in contrast to the viewing angle effect when $\Gamma\Delta\theta \geq 1$, widens the observable photon beam relative to the baryon beam without significantly altering the observed spectrum. It thus introduces one-sided scatter into the Frail, Amati and Ghirlanda etc. correlations in that it lowers the observed fluence (and ultimately the inferred E_{iso}) without altering the inferred (via afterglow breaks) opening angle of the jet or observed spectral peak. At a given spectral peak, therefore, there should always be outliers that appear underluminous in the context of these correlations, or overly hard spectra for a given E_{iso} . This is consistent with observations (e.g. Butler et al 2007 and references therein).

The angular profile of the time integrated scattered radiation has, during the acceleration phase of the scatterer, a "universal" structure and a systematic correlation between fluence and observed duration: For any given source, the amount of energy $E(\theta_V)$ that fills a cone of opening angle θ_V is proportional to $1/\sin\theta_V$ when the observer is well outside the cone (or annulus) of primary emission θ_o . This follows from the fact that the amount of energy scattered by a scatterer at energy Γmc^2 is proportional to Γ , while the observer at viewing angle θ_V does not see any scattered radiation after the scatterer has accelerated much beyond $\Gamma \sim 1/\sin\theta_V$. Because the emission cone's solid angle Ω_V at the observed peak of the subpulse goes as $1 - \cos\theta_V$, the observer sees a fluence $\mathcal{F} = E(\theta_V)/\Omega_V d_l^2$ (where d_l is the luminosity distance) that scales as $\mathcal{F} \propto 1/\sin\theta_V(1 - \cos\theta_V) \sim 2/\theta_V^3$, and this would induce some scatter in the prompt radiative output as inferred from the Frail anti-correlation between isotropic equivalent energy and apparent opening angle (the latter being inferred from afterglow breaks). Specifically, GRB subpulses observed at very large θ_V ($\gg 1/\Gamma_\infty$) would appear less energetic, though their spectra might not be especially atypical. Low energy GRB such as GRB 980425 might thus lie well off the Frail relation because they are observed at large viewing angle. In the case of large viewing angle, the observed duration Δt_{peak} of the subpulse peak scales as $\Gamma_{peak} \sim 1/\sin\theta_V$ because, although the observed time lapse is compressed as $\Delta t_{peak}/\Delta t_{peak,source} \sim 1/\Gamma_{peak}^2$, the acceleration time in the source frame goes as $[-d\ln(1 - \beta)/dt_{source}]^{-1} \propto \Gamma_{peak}^3$. The number of photons scattered during this interval, in the limit of constant source luminosity, scales as Δt_{peak} . The peak flux $E_\gamma(\theta_V)/\Delta t_{peak}\Omega_V d_l^2$ is proportional to $1/\Omega_V d_l^2 = 1/2\pi(1 - \cos\theta_V)d_l^2$. Assuming a flux detection threshold independent of Δt and that $d_{l,max}^2$ scales roughly as $1/\Omega_V$ (which neglects non-Euclidian cosmological effects) the maximum volume of detectability $V_{max} \sim d_{l,max}^3 \Omega_V$ scales as $1/(1 - \cos\theta_V)^{1/2}$, that is only $\sim [(1 - \cos\theta_o)/(1 - \cos\theta_V)]^{1/2}$ times that of a typical GRB. This suggests that GRB seen at large θ_V due to scattering by slow baryons should be relatively infrequent, and not terribly contaminate or obscure general trends in GRB statistics. However, a more detailed analysis of the effects of scattering by slow baryons on GRB statistics, well beyond the scope of this paper, should include empirical estimates of the

relative occurrence of short duration, hard, underluminous GRB, and the fraction of GRB output that can or needs to be attributed to slow baryons as opposed to those already at terminal Lorentz factor. The likelihood that GRBs can have different classes of host stars, and thus different modes of baryon injection into the fireball can also be a complex matter that affects the statistics of GRB parameters.

4. Summary and Further Discussion

We have proposed that at least part of the baryons in GRB are frequently bunched, either because they are injected in bunches, or because radiatively driven instabilities bunch them. The primary radiation that scatters off them is seen by an offset observer as fast rise, slow decay subpulses, of the sort typically seen in GRB's. The peak frequency as seen by the observer decays roughly as $t^{-2/3}$, in agreement with the data analysis of Ryde (2004). Because this softening is kinematic, the power spectrum of rapid variations originating in the source, if they survive time of flight dispersion due to the finite size of the scattering region, should, even in the limit of zero scatterer size, be softened in the same way as the spectral peak. This could provide a future confirmation of the model. Another possible observational consequence of the model (cleanest if the scatterers are optically thin) is that the polarization should correlate positively with the received flux in the subpulse.

In constructing the simplest mathematical model for scattering by primary γ -rays by slow material, we have assumed that the scatterer is point-like in solid angle, and that the radiation is radially combed. In reality, any given observer may see a superposition of radiation from a finite range of directions, including primary emission beamed directly at him. Moreover, the finite angular spread $\Delta\theta$ of the primary photons, which may not be negligible if and when Γ approaches $1/\Delta\theta$, is determined by the collimation profile imposed by the host star. These considerations undoubtedly vary from burst to burst, and can, along with other variable factors, provide the rich diversity of individual light curves and spectra found among GRB's.

We might even conjecture that the difference between short and long GRB's lies not so much in the lifetime or energy of the central engine, but rather in the acceleration time of baryons in the path of the fireball and/or the duration of baryon injection into the primary beam. Differences in the apparent acceleration time would likely accompany the differences in the corresponding host stars (e.g. a white dwarf or neutron star merger that collapsed into a black hole would accelerate baryons much closer to the central engine), and could also be due at least in part to differences in the observer's viewing angle. This interpretation of short GRB's would be consistent with the view that they are typically observed from a

much larger viewing angle off the jet axis than long GRB's and *appear* to have lower energy than long GRB's. It must be kept in mind, however, that this model for short GRB's would be constrained by any millisecond variability observed. It would also be worth looking for "breakout flashes" at large viewing angle, which could occur when a GRB fireball is just breaking through the uppermost layer of its post main sequence host star. The baryons in the way of the GRB fireball just as it is breaking out would be accelerated on a timescale much shorter than the hydrodynamical timescale, so the observed duration would be short. The short term (millisecond) variability, however, would be washed out by the scattering, and this would distinguish it from other short GRB's. Standard short GRB's, by the same token, may simply be breakout flashes from merged white dwarfs or neutron stars.

We are grateful to Dr. A. Celloti for calling our attention to the data analysis of Ryde (2004) and for several discussions in that early stage. DE acknowledges the hospitality of the Kavli Institute at the University of California, Santa Barbara, and organizers of its program on Astrophysical Outflows at which these discussions took place. We also thank Dr. Y. Lyubarsky for helpful discussions. We are grateful to Drs. S. Patel and U. Griv for technical assistance in downloading and plotting the data. We acknowledge support from the US-Israel Binational Science Foundation and the Israeli Science Foundation's Center of Excellence Program.

REFERENCES

- Amati, L., et al., 2002, *A & A*, 390, 81
- Butler, N.R., Kocevski, D. Bloom, J.S. and Curtis J.L astro-ph 07061275
- Eichler, D. 1994, *ApJ Supp.*, 90, 877
- Eichler, D. 2004, *ApJ*, 608, L81
- Eichler, D. & Granot, J., 2006, *ApJ*, 641, L5
- Eichler, D. & Jontof-Hutter, D. 2005, *ApJ*, 635, 1182
- Eichler, D., & Levinson, A., 1999, *ApJ*, 521, L117
- Eichler, D. & Levinson A., 2000, *ApJ*, 529, 146
- Eichler, D. & Levinson, A., 2004, *ApJ*. 614, L13
- Eichler, D. & Levinson, A., 2006, *ApJ*, 649, L5

- Ghirlanda, G., Ghisellini, G. & Lazzati, D. 2004, ApJ, 616, 331
- Landau, L.D. and Lifshitz, E.M. *The Classical Theory of Fields*, (1962) Pergamon Press, p. 127
- Levinson, A. & Eichler, D., 2003, ApJ, 594, L19
- Levinson, A. & Eichler, D., 2005, ApJ, 629, L13
- Lloyd-Ronning, N., and Zhang., B, 2004 ApJ, 613, 477
- Lyutikov, M. & Blandford, R., 2003, HEAD, 35, 622
- Meszaros & Rees 1994 *Mon Not Astron Soc*, 269, L41
- Pe'er, A., Ryde, F., Wijers, R. A. M. J., Meszaros, P., & Rees, M. J., 2007, astro-ph 0703734
- Rees, M.J. & Meszaros, P. 2005, ApJ, 628, 847
- Rybicki, G.B. and Lightman, A.P. *Radiative Processes in Astrophysics* (1979) John Wiley and Sons
- Ryde, F. 2004, ApJ, 611, L41
- Thompson, C., 1994, MNRAS, **270**, 480

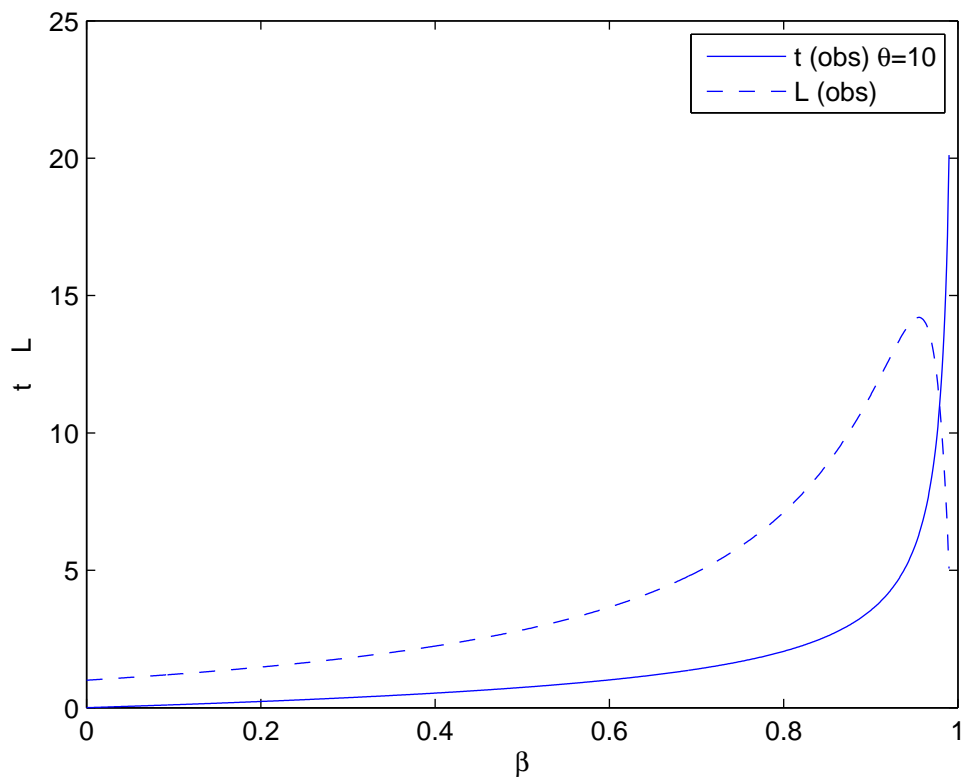


Fig. 1.— The luminosity and time, both as measured by an observer viewing the GRB at an offset angle $\theta_V = 10$ degrees, are displayed as functions of β of the scattering plasma. It is assumed that the plasma is optically thin. The normalization of L and r , the distance of the plasma from the central engine, are arbitrary.

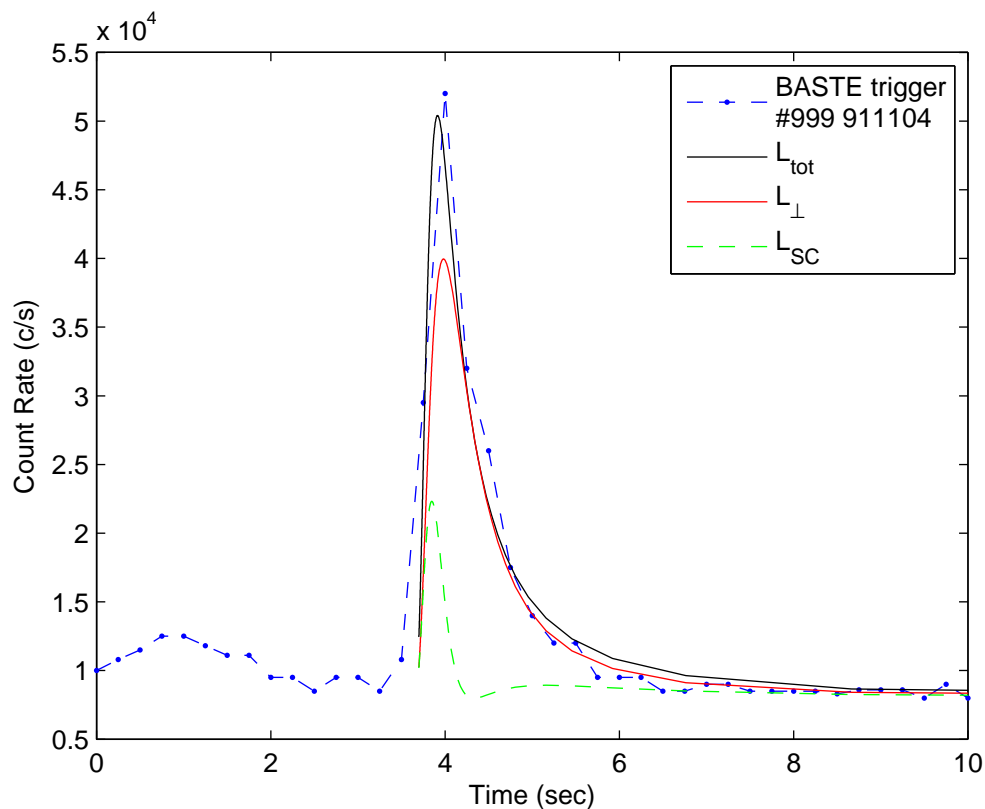


Fig. 2.— GRB 911104 fitted by $L(t)$ as prescribed in Figure 1. The curves labeled L_{sc} and L_{\perp} show the respective contributions of the polarizations in and perpendicular to the scattering plane under the assumption of an unpolarized primary pencil beam. The count rate assumes a spectrum of $dN/dE \propto E^{-1}$, from an assumed detector threshold energy $E_{th} = 30KeV$ to a maximum energy in the source frame E_{max} of 2 MeV.

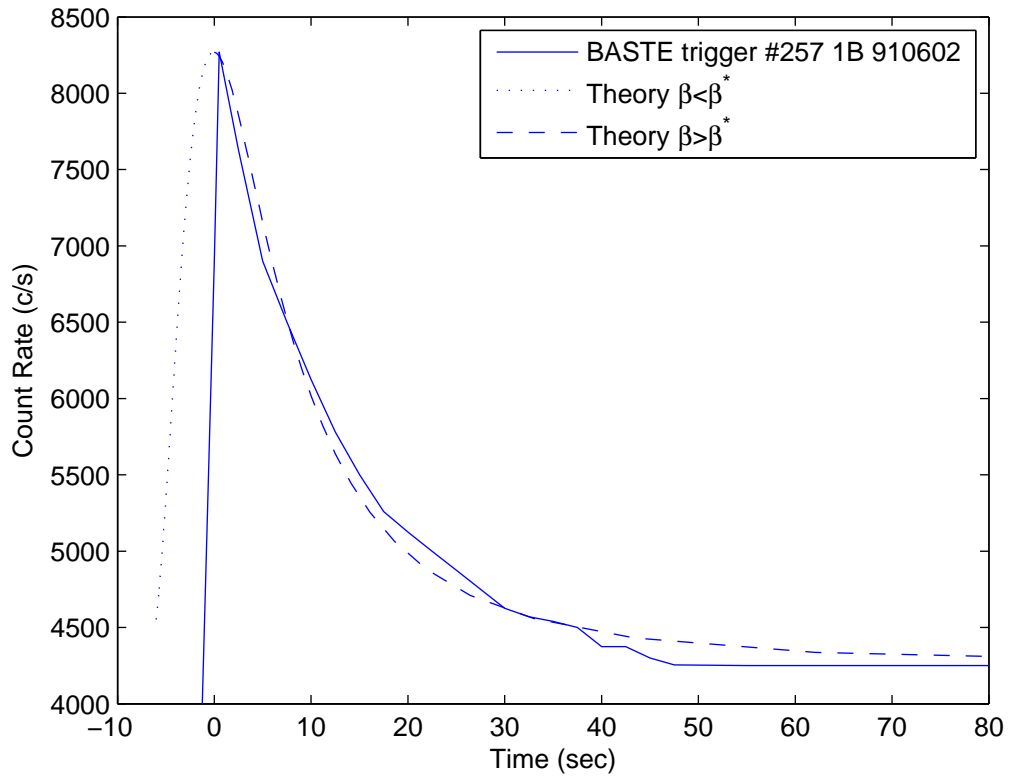


Fig. 3.— GRB 910602 fitted by $L(t)$ as prescribed in Figure 1, but with the assumption that the scattering material is injected with $\beta = \beta^*$. The part of the curve to the left of the observed rise is therefore not physical.