

Magnetic braking in young late-type stars: the effect of polar spots

A. Aibéo^{1,2}, J.M. Ferreira^{1,3}, and J.J.G. Lima^{1,4}

¹ Centro de Astrofísica, Universidade do Porto, Rua das Estrelas, 4150-762 Porto, Portugal

² Escola Superior de Tecnologia de Viseu, Viseu, Portugal

³ Universidade dos Açores, Angra do Heroísmo, Açores, Portugal

⁴ Departamento de Matemática Aplicada, Faculdade de Ciências, Universidade do Porto, Portugal

Accepted 26/05/2007;

ABSTRACT

Context. The existence of rapidly rotating cool stars in young clusters implies a reduction of angular momentum loss rate for a certain period of the star's early life. Recently, the concentration of magnetic flux near the poles of these stars has been proposed as an alternative mechanism to dynamo saturation in order to explain the saturation of angular momentum loss.

Aims. In this work we study the effect of magnetic surface flux distribution on the coronal field topology and angular momentum loss rate. We investigate if magnetic flux concentration towards the pole is a reasonable alternative to dynamo saturation.

Methods. We construct a 1D wind model and also apply a 2-D self-similar analytical model, to evaluate how the surface field distribution affects the angular momentum loss of the rotating star.

Results. From the 1D model we find that, in a magnetically dominated low corona, the concentrated polar surface field rapidly expands to regions of low magnetic pressure resulting in a coronal field with small latitudinal variation. We also find that the angular momentum loss rate due to a uniform field or a concentrated field with equal total magnetic flux is very similar. From the 2D wind model we show that there are several relevant factors to take into account when studying the angular momentum loss from a star. In particular, we show that the inclusion of force balance across the field in a wind model is fundamental if realistic conclusions are to be drawn from the effect of non-uniform surface field distribution on magnetic braking. This model predicts that a magnetic field concentrated at high latitudes leads to larger Alfvén radii and larger braking rates than a smoother field distribution.

Conclusions. From the results obtained, we argue that the magnetic surface field distribution towards the pole does not directly limit the braking efficiency of the wind.

Key words. stars: late-type - stars: magnetic fields - stars: winds, starspots

1. Introduction

Rapidly rotating cool stars have a surface magnetic flux distribution significantly different from that observed on the Sun. Doppler imaging, and more recently, Zeeman Doppler imaging, gives clear evidence for spots and significant surface magnetic flux at high latitudes (e.g. Donati et al., 1999). In many cases, a large spot, or cluster of spots, is present at the pole (Vogt & Penrod, 1983; Strassmeier, 2002). But clearly, spots and magnetic fields are also present at low latitudes (e.g. Barnes et al., 1998). Knowledge of the large-scale coronal magnetic topology can in principle be obtained by extrapolating magnetic fields from the boundary data (e.g. Hussain et al., 2001). However, the absence of information from a fraction of the stellar surface and the weak correlation between spots and magnetic signatures makes us look on the results of this promising technique with some caution.

The presence of spots and surface magnetic flux at high latitudes has important consequences for several phenom-

ena occurring in the stellar corona. It can cause non-solar type phenomena like flares and X-ray emission at high latitudes (Schmitt & Favata, 1999) and slingshot prominences (Collier Cameron & Robinson, 1989). Here, we concentrate our attention on its implications for stellar spindown.

Wind magnetic braking is based on the principle that when gas emitted from a star is kept co-rotating with the star by magnetic torque, it transports significantly more angular momentum outwards than gas that conserves its angular momentum as it moves outwards (Schatzman, 1962). In axisymmetric winds the angular momentum loss rate is equivalent to that carried by the gas kept in co-rotation with the star out to the the Alfvén surface, where the poloidal wind velocity equals the poloidal Alfvén velocity. The presence of rapidly rotating late-type stars in young clusters implies that there must be some limitation to the efficiency of magnetic braking during the pre-main sequence phase (e.g. Barnes & Sofia, 1996). One possibility is that beyond some rotation rate the magnetic field strength no longer increases with increasing rotation rate, i.e., the dynamo saturates (MacGregor & Brenner, 1991). But several alternatives to dynamo saturation have been suggested. These in-

clude, the increase of the closed field region with rotation rate (Mestel & Spruit, 1987), and the concentration of magnetic flux near the poles of rapidly rotating stars (Solanki et al., 1997; Buzasi, 1997) can lead to a saturation in the angular momentum loss rate. The effect of the closed field region, or dead zone, on the rate of braking has been studied in some detail for both single and binary stars (e.g. Li et al., 1994).

The idea that the concentration of magnetic flux near the poles can mimic dynamo saturation is based on basic principles. The Alfvén radius is large near the poles where the field is strong, but smaller near the equator where the field is weaker. As wind braking is mainly from the contributions of low and intermediate latitudes, the overall effect is a reduction in the braking when compared with an homogeneous surface field distribution with the same total magnetic flux. In recent studies, the classical Weber & Davis (1967) wind model is explored in detail and extended to study the effect of non-uniform surface magnetic field distribution on the angular momentum loss rate (Holzwarth, 2005; Holzwarth & Jardine, 2005). All these models assume that the coronal radial field has a latitudinal distribution similar to the surface radial field, i.e., the force balance across the field is neglected.

In the particular case of the Sun, ULYSSES observations have shown that there is no significant gradient in latitude in the radial component of the interplanetary magnetic field (Balogh et al., 1995; Smith & Balogh, 1995). These observations have been explained as a result of the low plasma beta of the solar corona so that the latitudinal and longitudinal gradients in radial fields relax quickly, creating an essentially uniform field by 5-10 R_{\odot} (Suess & Smith, 1996).

In the present work we consider whether polar magnetic flux concentration towards the pole is a valid alternative to dynamo saturation as an explanation for angular momentum loss saturation. The aim of this paper is also to demonstrate that the inclusion of force balance across the field in a wind model is fundamental if realistic conclusions are to be drawn from the effect of non-uniform surface field distribution on magnetic braking. Section 2 presents a 1D Weber & Davis type wind model along a totally opened potential magnetic field resulting from a surface flux distribution concentrated towards the pole. In Sect. 3 the 2D wind model of Lima et al. (2001) is used to study the effect of the variation of surface flux with latitude on the rate of magnetic braking. The implications and limitations of the results obtained are discussed in Sect. 4 and the conclusions presented in Sect. 5.

2. Application of a 1D wind model

Present models of the inhibition of the angular momentum loss by polar concentration of the magnetic field are qualitative in nature and neglect force balance across the field (Solanki et al., 1997; Buzasi, 1997; Holzwarth, 2005). They are based on the assumption that the concentration of magnetic field at high latitudes generates a large Alfvén radius near the pole and a small Alfvén radius near the equator leading to a smaller effective Alfvén radius and therefore a reduced braking efficiency.

Ignoring force balance across the field and the indirect effect of the magnetic field on the wind dynamics are too severe restrictions present in these qualitative models. This makes us doubt the conclusion that field concentration at high latitudes significantly reduces the effective Alfvén radius and angular momentum loss rate. Therefore, we present a simple wind model akin to these qualitative models (Weber & Davis, 1967; Sakurai, 1985; Holzwarth, 2005) for a surface field concentrated towards

high latitudes but where force balance across field lines is partially taken into account. In modelling the solar corona and solar wind it is common to apply the potential field source surface model of the coronal magnetic field (Altschuler & Newkirk, 1969; Suess & Smith, 1996). In this model, the magnetic field is assumed to be potential between the surface and a spherical outer surface where the field is required to become radial. Although this model ignores volume and surface currents, it would be adequate to show that the latitudinal gradients of the radial field are smoothed out at relatively short distances from the surface (e.g. Suess et al., 1977; Riley et al., 2006). However, this model would be inadequate to determine the field configuration outside the source surface and useless if one assumes the field to be totally open. Therefore, we use a different model to determine the coronal magnetic field.

We construct a totally open magnetic field configuration by considering the magnetic field to be the dominant force in the low corona so that it is potential everywhere except at an equatorial current sheet. We then solve the wind equations along the field lines and compare our solutions with those that result from a uniform surface field.

We start by considering an axisymmetric poloidal magnetic field in an atmosphere with negligible mass and pressure. To allow for the effect of the wind without directly solving the complicated set of equations, a certain amount of magnetic flux is taken as open. We then make use of a family of analytical solutions to construct axisymmetric, partially open magnetic fields that are potential everywhere except on a force-free equatorial current sheet (Low, 1986; Lepeltier & Aly, 1996). The magnetic field can be expressed in spherical coordinates in terms of the stream function A :

$$\mathbf{B} = \frac{1}{r \sin \theta} \left(\frac{1}{r} \frac{\partial A}{\partial \theta}, -\frac{\partial A}{\partial r}, 0 \right), \quad (1)$$

so that Maxwell's equation $\nabla \cdot \mathbf{B} = 0$ is satisfied. In this way, magnetic field lines are represented by contours of constant values of the stream function, A . The stream function is given by a linear combination of basic functions Z_n

$$A = \sum_n \gamma_n Z_n, \quad (2)$$

where n takes odd values, γ_n are constant coefficients and the analytical functions Z_n are developed from the oblate spheroidal harmonics and classified according to the harmonic order n . There is a free parameter, a , representing the radial distance beyond which the magnetic field is completely open. Because these functions are not orthogonal, it is complicated to determine the coefficients γ_n for a prescribed boundary condition. Nevertheless, we can combine different functions with suitable coefficients to obtain a field with the desired properties. The procedure to determine the different Z_n is described in Low (1986) where Z_1 and Z_3 are explicitly given. The functions Z_5 and Z_7 are given in Appendix A. We consider the case $A_{dip} = \gamma_1^{dip} Z_1$, representing a dipole-like field and $A_{polar} = \gamma_1 Z_1 + \gamma_3 Z_3 + \gamma_5 Z_5 + \gamma_7 Z_7$, representing a magnetic field concentrated at the poles. The concentrated field distribution is not intended to be a realistic field distribution but merely an extreme case of field concentration towards high latitudes used for illustrative purposes.

We consider fully open fields in accordance with the picture presented in previous works (Solanki et al., 1997; Buzasi, 1997; Holzwarth & Jardine, 2005). Thus, we set $a = r_0$ (where r_0 represents the stellar radius) and use the values of γ_n given in

Table 1. Coefficients γ_n for a fully open magnetic field

Fully Open	
γ_1	1.0
γ_3	-3.2×10^{-2}
γ_5	1.4×10^{-3}
γ_7	1.0×10^{-4}

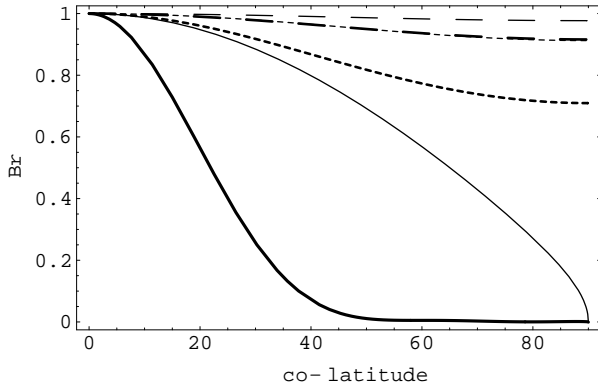
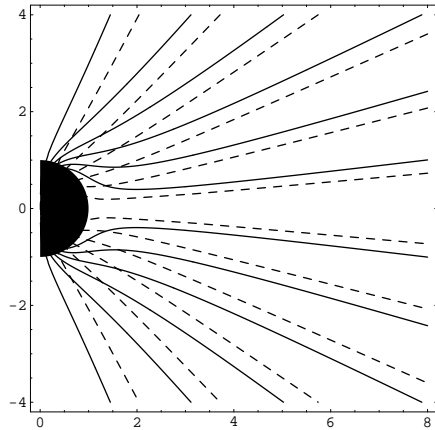
**Fig. 1.** Fully open fields. The radial field latitudinal distribution: at the surface (full line), at $r = 4r_0$ (short dashed) and at $r = 8r_0$ (long dashed). The thick lines represent the poleward concentrated field and the thin lines the dipole-like field. For a clearer representation all the radial fields are set to unity at the pole.

Table 1, while the value of γ_1^{dip} is determined by the condition that the total magnetic flux is the same in both cases.

Figure 1 represents the radial field strength as a function of co-latitude for different radial distances from the stellar center for the two cases considered. The latitudinal profiles of the two radial fields are very different from each other near the surface of the star. However, at intermediate ($r=4r_0$) and at large distances from the surface ($r=8r_0$) they are similar to each other and to the split monopolar field. In Fig. 2 the coronal field topology for both cases is represented. This figure clearly shows that for surface fields concentrated near the poles, the field lines that emerge at high latitudes are pushed towards low latitudes in the low corona, resulting in a field almost independent of latitude further out in the corona. It is straightforward to show, using the same model for $a > r_0$, that the same happens for partially open fields.

These results demonstrate that very different surface flux distributions give rise to similar coronal fields. Physically, this is simply a consequence of the very large magnetic pressure difference between high and low latitudes (this is clearly illustrated in Parker's monograph, Parker (1979)). Therefore, a strong field near the pole and a weak field near the equator at the stellar surface do not imply that the same is true in the corona. We note that, in essence, this argument is identical to the one used to explain ULYSSES observations concerning the lack of latitudinal gradients in the radial component of the solar wind magnetic field (Suess & Smith, 1996). Having obtained the poloidal field configuration, we now determine the polytropic wind solution along the field. We consider a star of one solar mass and radius, rotating rigidly and characterized by a corona with uniform base temperature, $T = 2.1 \times 10^6$ K, and uniform base density, $\rho = 10^{-13}$ kg/m³. We also assume a mean atomic weight of $\bar{\mu} = 0.6$ and a polytropic index of $\gamma = 1.15$. Here we fol-

**Fig. 2.** Fully open fields. The lines of force of the dipole-like surface flux distribution (dashed line) and the flux distribution concentrated towards the pole (full line). For the later case notice the field lines bending towards the equator.

low closely the approach described in Sakurai (1985). In brief, we solve the Bernoulli equation presented in the Appendix B for different stellar rotation periods, ranging from 1 to 30 days, and for different total surface magnetic fluxes, corresponding to uniform fields ranging from 1 to 100 G. However, we do not assume the area of each flux tube to increase as r^2 , but we impose the area variation to be that of the solution of the field. In particular, we consider two flux tubes with contrasting properties. One has its roots near the pole at latitude 89° where the field near the surface expands very rapidly, and the other has its roots close to the equator at latitude 1° where the field near the surface first contracts and then expands very slowly. Both flux tubes expand $\propto r^2$ far from the surface. The latitude of the flux tube is assumed the same and constant for all the flux tubes. We then compare the solutions obtained with those along a flux tube with an area variation $\propto r^2$. The solutions are compared imposing equal flux tube area at the Alfvén radius as the angular momentum loss rate is determined from the Alfvén radius, velocity and density (Eq. 16). Density, velocity and radius at the Alfvén point are denoted by ρ_* , v_* and R_* , respectively. We find that: i) the Alfvén radius changes very little ($\leq 2\%$), being larger for rapidly expanding loops; ii) the base velocity increases considerably as one goes from slowly expanding to rapidly expanding flux tubes (over two order of magnitude); iii) the mass loss rate at the Alfvén radius changes little from flux tube to flux tube; iv) the slow magnetosonic point decreases significantly from slowly expanding to rapidly expanding loops (up to 25%); v) the differences in angular momentum carried by the wind and magnetic torques ($\propto \rho_* v_* R_*^4$) by the different flux tubes of equal area at R_* are negligible ($\leq 2\%$). These results determine that, in disagreement with previous results, there is no significant difference in the angular momentum loss when the surface field changes from being uniform to being concentrated towards the poles. We note that centrifugal acceleration on rapidly rotating stars is inefficient at high latitudes and generates a non-spherical Alfvén surface, but clearly, this is independent of the surface field distribution.

In the simple model presented here we observe the expansion of the polar field to low latitudes. However, this expansion can be limited by a high equatorial gas pressure and the Lorentz force due to the azimuthal magnetic field. Therefore, these particular results are only valid provided the corona near the stel-

lar surface is a low beta plasma and the effect of the azimuthal magnetic field can be neglected, which is likely to be the case in magnetized rapidly-rotating stars. The parameters considered range from those characteristic of stars termed as slow magnetic rotators (SMR) to those characteristic of fast magnetic rotators (FMR), as classified by Belcher & MacGregor (1976). The more rapidly rotating and magnetic stars considered in the present analysis are FMR, for which there is a poleward collimation of the field lines (Heyvaerts & Norman, 1989) that is neglected in these simple models. But, as will be argued in detail in Sect. 4, this is largely independent of what is under scrutiny here - the effect of the surface magnetic flux distribution.

To complete the model just presented, two different and complementary approaches could be pursued. In one approach, numerical simulations are employed (e.g. Sakurai, 1985; Keppens & Goedbloed, 1999) while in the other, analytical or semi-analytical solutions of the equations are obtained under some simplifying assumptions. Several self similar non-polytropic models have been developed based on the assumption of a non-linear separation of variables (e.g. Tsinganos & Trussoni 1991; Sauty & Tsinganos, 1994). Here, we adopt the analytical 2-D model of Lima et al. (2001) as it is the only available analytical model that allows us to vary the magnetic surface flux distribution and determine how it affects the wind dynamics and the angular momentum loss rate. As in the 1-D model of Holzwarth (2005), the poloidal field and velocity are purely radial, but, in this case, force balance across the field is obeyed in a self-consistent way. Although these analytical models are more rigorous than the qualitative model just presented, they require several simplifying assumptions that may be physically unrealistic or undesirable. Therefore, it seems necessary to study how such analytical models compare with qualitative models which are more commonly applied to address the problem of magnetic braking.

3. Application of a 2D wind model

3.1. A self-similar MHD wind model

In order to construct a model for an axisymmetric wind emanating from a central rotating star, Lima et al. (2001) have assumed θ -self similarity and deduced a solution of the system of ideal MHD equations. The solution is found by a non-linear separation of variables, keeping the treatment as general as possible (e.g. not assuming, *a priori*, any prescribed variation with latitude of the velocity, density or magnetic field).

The model uses spherical coordinates $[r, \theta, \phi]$ and assumes a simple geometry with zero meridional components of the velocity and magnetic fields in order to find a treatable form for the fundamental solutions and therefore calculate a solution. The outflow dynamics are described by the following set of equations of distance and co-latitude for the radial velocity, azimuthal velocity, radial magnetic field, azimuthal magnetic field, density, pressure and stellar angular velocity:

$$V_r(R, \theta) = V_0 Y \sqrt{\frac{1 + \mu \sin^{2\epsilon} \theta}{1 + \delta \sin^{2\epsilon} \theta}} \quad (3)$$

$$V_\phi(R, \theta) = \lambda V_0 \left(\frac{Y_* - Y^2}{1 - M_A^2} \right) \frac{R \sin^\epsilon \theta}{\sqrt{1 + \delta \sin^{2\epsilon} \theta}} \quad (4)$$

$$B_r(R, \theta) = \frac{B_0}{R^2} \sqrt{1 + \mu \sin^{2\epsilon} \theta} \quad (5)$$

$$B_\phi(R, \theta) = \lambda B_0 \left(\frac{R_*^2/R^2 - 1}{1 - M_A^2} \right) R \sin^\epsilon \theta \quad (6)$$

$$\rho(R, \theta) = \frac{\rho_0}{Y R^2} (1 + \delta \sin^{2\epsilon} \theta) \quad (7)$$

$$P(R, \theta) = \frac{1}{2} \rho_0 V_0^2 (Q_0 + Q_1 \sin^{2\epsilon} \theta) \quad (8)$$

$$\Omega(\theta) = \frac{\lambda V_0 Y_*}{R_0} \frac{\sin^{\epsilon-1} \theta}{\sqrt{1 + \delta \sin^{2\epsilon} \theta}} \quad (9)$$

where ρ_0 , B_0 , V_0 represent the density, radial magnetic field and radial velocity at the polar base of the wind, respectively, and M_A , Q_0 and Q_1 are functions of R and Y , itself a function of R . The function M_A is the Alfvén number defined by the ratio of the poloidal velocity to the Alfvén velocity ($M_A^2 = 4\pi\rho V_r^2/B_r^2$). From this definition and from Eqs. 3 and 5 it results that the Alfvén iso-surfaces are spherical. The calculation of the function expressing the radial dependence of the radial velocity, $Y(R)$, is made from the combination of the radial and latitudinal components of the momentum equation, which results in one first order non-linear differential equation. Such an equation, which combines force balance along and across the fieldlines, shows two points where both the numerator and denominator vanish simultaneously. These singular points are related to the non-linearity of the steady-state system of equations. The Alfvén point, where $M_A = 1$, is a star-type singular point and it is indicated by (R_*, Y_*) . All solutions can pass through it. The second singular point is the fast magnetosonic point and it is an X-type point allowing only two solutions to cross it. Due to the self-similar nature of this model, in which force balance is solved simultaneously along and across the fieldlines, the results show that there are only the above two critical points. Other self-similar wind models show the same number of critical points (e.g. Sauty & Tsinganos, 1994). A detailed discussion of the nature of these critical points can be found in Tsinganos et al., (1996). The functions Q_0 and Q_1 represent, respectively, the isotropic and latitudinal dependent normalized components of the pressure (for further details on their calculation see Lima et al., 2001). The temperature is calculated *a posteriori* using the classical ideal gas law.

The solutions of this model are defined by six dimensionless parameters: λ , ν , M_A^0 , μ , δ , ϵ . The parameter λ represents the ratio between two velocities: the equatorial stellar rotation velocity and the polar radial velocity at the Alfvén point: $\lambda = r_0 \Omega(R_0, \pi/2)/V_r(R_*, 0)$ (for $\delta = 0$). As a consequence of the angular momentum conservation and induction equation, this parameter can analogously be defined using the two components of the magnetic field. The parameter ν is the ratio of the stellar escape velocity and V_0 . Thus, for a given value of ν , the parameter λ and Y_* define how fast or slow rotator the star is. The parameter M_A^0 defines the Alfvén number at the wind base, i.e., it defines how magnetized the star is. The remaining three parameters are related to the latitudinal distribution of the different physical quantities.

The parameter δ evaluates the density anisotropy between the equator and the pole (cf. Eq. 8). In a similar way, the parameter μ determines the radial magnetic field anisotropy between the equator and the pole (cf. Eq. 5). Finally, ϵ controls the shape of the latitudinal distribution of the magnetic field, density, and velocity where high values lead to steep variations and low values lead to smoother variations. These three anisotropy parameters yield the flexibility of generating solutions corresponding to different latitudinal dependences and enable us to model stellar

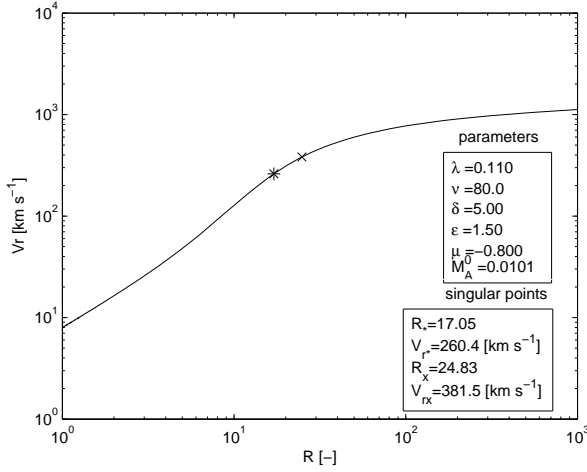


Fig. 3. A typical wind solution for a highly magnetized object in the Lima et al. (2001) model, featuring two distinct singular points: the Alfvén point and a fast magnetosonic point.

outflows showing distinct latitudinal distributions of magnetic flux.

3.2. Analysis of a typical wind solution

From a purely theoretical point of view, if the concentration of open magnetic flux reduces the efficiency of magnetic braking, then it will do so for both fast and slow rotators. Both observations and theoretical modelling indicate that a substantial amount of magnetic flux concentrates at high latitudes for solar type-stars of periods below a few days (~ 5 day; Strassmeier 2005, Schuessler & Solanki, 1992 and Schrijver & Title 2001). We then consider a young, moderately rapidly-rotating solar type star with $r_0 = 1 R_\odot$, $M = 1 M_\odot$, with a 4 day period and with a coronal density $\rho_0 = 10\rho_\odot = 1.6 \times 10^{-12} \text{ kg/m}^3$. The parameters adopted are: $M_A^0 = 0.01$, $\nu = 80$, $\lambda = 0.11$, yielding $V_0 = 7.72 \text{ km/s}$, $V_1 = 0.85 \text{ km/s}$, and $B_0 = 11 \text{ G}$. The parameters describing the latitudinal profiles are $\delta = 5$, $\mu = -0.8$ and $\epsilon = 1.0$ that are representative of a star with more magnetic flux at high latitudes than at low latitudes.

The wind solution obtained is presented in Fig. 3 and in order to understand what forces are relevant in accelerating the wind and in maintaining the equilibrium in the latitudinal direction, we present a detailed study of this solution.

The three components of the equation of motion, under the assumptions of axisymmetry and zero theta component's are explicitly written in Eqs. 10 to 12 where we have labelled the different terms with roman numerals for easier identification.

$$\rho V_r \frac{\partial V_r}{\partial r} - \rho \frac{V_\phi^2}{r} + \frac{\partial p}{\partial r} + \frac{B_\phi^2}{4\pi r} + \frac{B_\phi}{4\pi} \frac{\partial B_\phi}{\partial r} + \frac{\rho G M}{r^2} = 0 \quad (10)$$

I
II
III
IV
V
VI

$$\rho V_\phi^2 \frac{\cos \theta}{\sin \theta} \frac{\partial \theta}{\partial r} - \frac{\partial p}{\partial \theta} - \frac{B_r}{4\pi} \frac{\partial B_r}{\partial \theta} - \frac{B_\phi^2 \cos \theta}{4\pi \sin \theta} - \frac{B_\phi}{4\pi} \frac{\partial B_\phi}{\partial \theta} = 0 \quad (11)$$

VII
VIII
IX
X
XI

$$\frac{\rho V_r}{r} \frac{\partial (r V_\phi)}{\partial r} - \frac{B_r}{4\pi r} \frac{\partial (r B_\phi)}{\partial r} = 0 \quad (12)$$

In Fig. 4 we can observe that close to the surface the dominant forces in the radial direction are the gas pressure gradient (III) and gravity (VI), which balance each other in almost hydrostatic equilibrium. Further out, at high and intermediate latitudes (panel a) of Fig. 4), it is the pressure gradient that accelerates the wind with a small contribution from the other forces. However, near the equator both the centrifugal force (II) and the Lorentz force (IV+V) due to the ϕ -component of the field are important in accelerating the wind near and beyond the singular points. This is in accordance with what one would expect for a star with the properties considered here.

It is also instructive to analyze the force balance in the θ -direction. Figure 5 shows that below the critical points the magnetic pressure gradient due to the radial magnetic field (IX) is balanced by the gas pressure gradient (VIII) and, to a lesser extent, by the Lorentz force due to the ϕ -component of the field (X+XI). The gas pressure gradient decreases and changes sign close to the Alfvén point, as indicated by the crosses on the dotted curve. In this region the force opposing the radial magnetic field pressure gradient is the Lorentz force resulting from the ϕ -component of the magnetic field (X + XI). Therefore, the expansion of the poloidal field from the high latitudes towards the low altitudes is prevented by both the gas pressure gradient and the toroidal component of the magnetic field. This is possible because the plasma β ($\beta = p/(B^2/8\pi)$) at the surface is relatively high, varying from 0.16 at the pole to 4.7 at the equator. Otherwise, in a low β corona, the field lines would bend towards regions of lower magnetic pressure so that different magnetic surface distributions would generate similar coronal topologies, as discussed in Sect. 2. Beyond the critical points, the Lorentz force that tends to collimate the field lines towards the poles (IX) is balanced by the gas pressure gradient (VII), so that the field lines remain radial in the poloidal plane. For a significantly more magnetic and more rapidly rotating star than the one considered here, there is no force capable of balancing the Lorentz force and the model cannot generate physically acceptable solutions. In other words, the assumptions of no meridional components of magnetic field and velocity and of a full open magnetic field is incompatible with a magnetically dominated low corona.

The ϕ -component of the equation of motion expresses that the change of angular momentum of the wind is equal to the magnetic torque. As a consequence, the azimuthal velocity is close to co-rotation near the surface due to the strong magnetic torque, while far from the surface this torque becomes less effective and the conservation of angular momentum implies that the azimuthal velocity must decrease proportionally to $1/R$, as is illustrated in Fig. 6.

Figure 7 represents the gas pressure and temperature at two different latitudes as a function of radial distance. The pressure close to the surface increases towards the equator but has the opposite behaviour further out, i.e., as pointed out earlier, the gas pressure gradient changes sign close to the Alfvén point. In this model, the coronal temperature increases towards the pole as a consequence of the latitudinal behaviour of the gas pressure and density. Having in mind that the temperature is not imposed but obtained *a posteriori* from the perfect gas law, its values of $T \approx 10^6 - 10^7 \text{ K}$ are in relatively good agreement with what we would expect for an active solar-type star. It is usually assumed in numerical models of solar and stellar winds that the corona is isothermal, or, more generally, it follows a polytropic law. In our approach it is not possible to impose this behaviour and it is also not desirable, as stellar coronae are not well described by such simple laws. Additionally, it is not expected that coronal regions of large and small magnetic field concentration have the

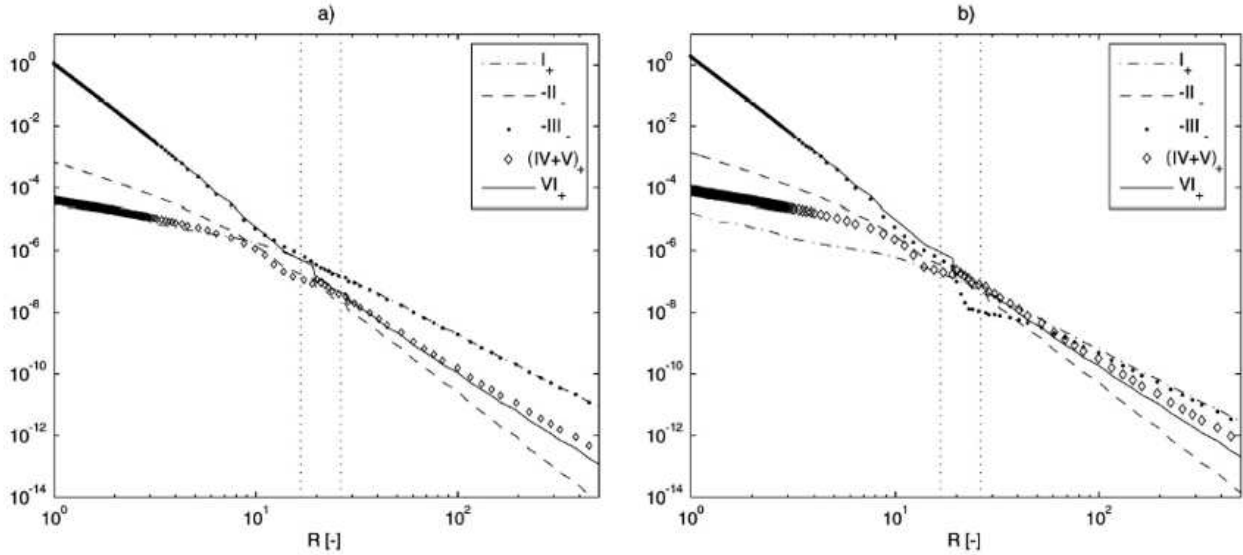


Fig. 4. Absolute values of the different terms of the radial component of the force balance equation as a function of radial distance. Positive terms are labelled by (+) and negative terms by (-). In panel a) at 45° of latitude. In panel b) at the equator.

same temperature. Instead, the temperature profile allows us to deduce, from a consistent solution of the energy equation, the regions where energy is deposited or removed

$$\sigma = V_r \frac{\partial}{\partial R} \left(\frac{P}{(\Gamma - 1)\rho} \right) + PV_r \frac{\partial}{\partial R} \left(\frac{1}{\rho} \right). \quad (13)$$

where Γ is the ratio of specific heats and σ represents the net effect of all sources and sinks of energy per unit of mass. In the particular case of the solution presented here, the temperature varies with latitude and with radius. From Figs. 7 and 8 we can infer that the temperature and heating rate are higher at high latitudes than at low latitudes and that there must be a heating mechanism that deposits energy at large radii, beyond the sub-Alfvénic region. Although this model has no specific heating mechanism included, we note that Alfvén waves dissipation is a viable mechanism for energy deposition far from the surface, generating temperature profiles somewhat resembling the ones presented here (Cranmer, 2005).

The exploration of the parameter space reveals some important results concerning the overall behaviour of these wind solutions. In general, an arbitrary choice of parameters of the model will not generate wind solutions. In particular for the anisotropy parameters, μ and δ have a crucial influence in the properties of the solutions. On one hand, accelerating wind solutions require the density to be higher at the equator than the pole, i.e., positive values of δ . On the other hand, there are meaningful solutions only for $\mu < 0$. If μ takes positive values, the critical solution shows a different fast magnetosonic critical point - a spiral type point, preventing any possibility of building wind-type solutions. This is shown in Fig. 9 where a comparison between a typical wind solution for a negative value of μ and a terminated solution for a positive value of μ is presented.

The effect of the different parameters on the wind solution can only be understood by taking into account force balance along the lines (radial and azimuthal components of the momentum equation, Eqs. 10 and 12) but also from the equilibrium across the lines (θ -component of the momentum equation, Eq. 11). As an example, if we change the parameters in order to describe an even more magnetic and more rapidly-rotating star, we would not be able to obtain a solution. Physically, this results

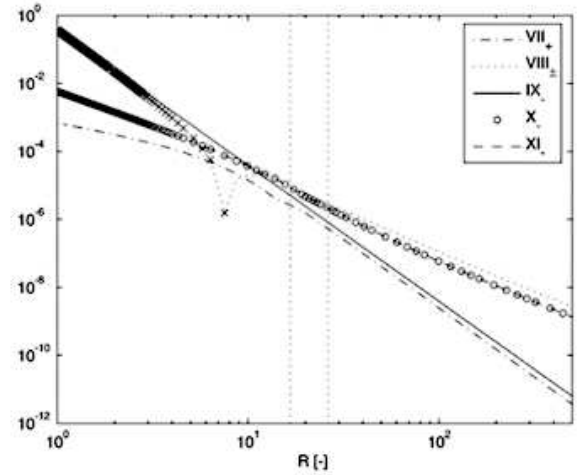


Fig. 5. Absolute values of the different terms of the θ -component of the force balance equation as a function of radial distance at the pole. Positive terms are labeled by (+), negative terms are labeled by (-) and terms that change sign by (\pm) together with a cross along the part where they are negative.

from lack of force balance across the field. The low gas pressure can neither balance the tendency of field lines to bend towards low latitudes at small distances from the surface, nor the tendency of field lines to collimate at large distances as required by the assumptions of the model.

A complete study of the behaviour of the wind solution with the variation of the parameters is extremely complex because the influence each parameter has on the critical solution is often dependent on the values taken by the other parameters. This particular study is beyond the scope of the present work.

3.3. Variation of angular momentum loss with the distribution of the surface field

In order to compare the angular momentum loss rate for different distributions of the magnetic field at the surface of the

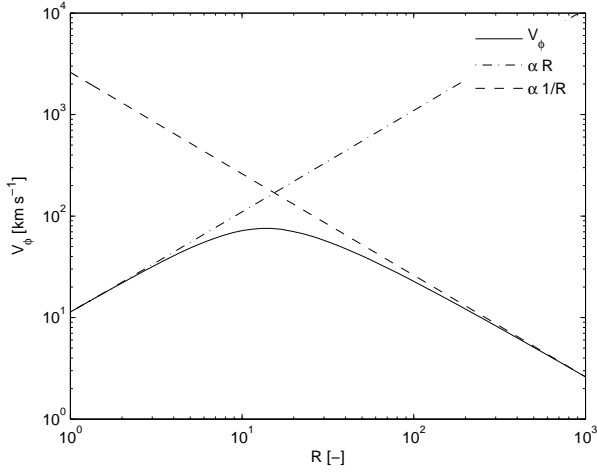


Fig. 6. Azimuthal velocity at the equator as a function of radial distance. Also represented are the profiles corresponding to co-rotation (dot-dashed line) and angular momentum conservation (dashed line)

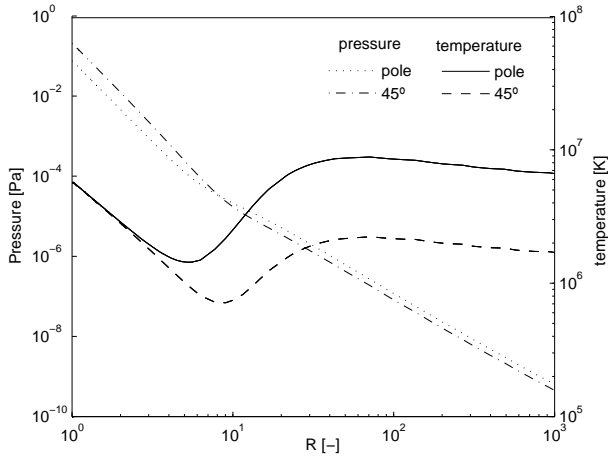


Fig. 7. Radial profiles of pressure and temperature at 45° of latitude and pole.

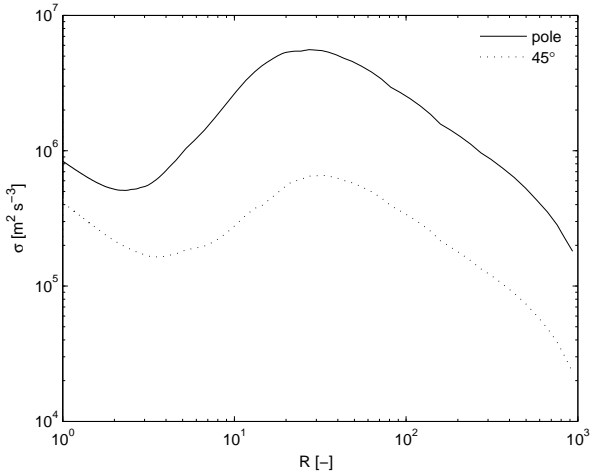


Fig. 8. Radial profile of the heating rate per unit of mass at 45° of latitude and pole.

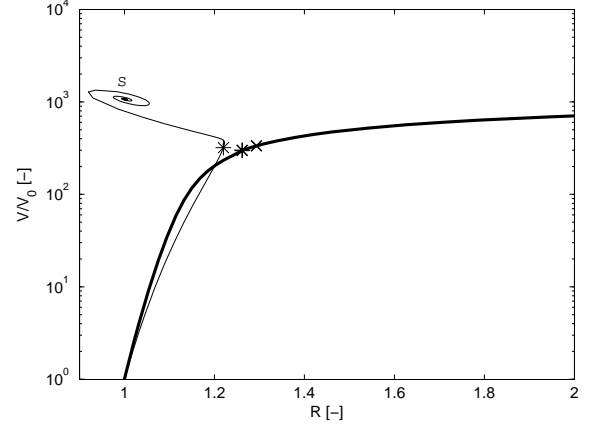


Fig. 9. Comparison between solutions for positive and negative values of the parameter μ . The solid bold line represents the solution typical topology for wind type critical solutions ($\mu = -0.05$). The narrow solid line represents the topology for solutions with positive values of μ ($= 0.005$), which are not wind solutions. The * markers stand for star-type points (the Alfvén points), the x marker represents the x-type point and the s marker points out the spiral-type critical point.

star, we must prescribe a fixed value of total magnetic flux, F_0 . Therefore, the surface magnetic field strength at the pole must be defined accordingly:

$$B_0 = \frac{F_0}{4\pi r_0^2 \int_0^{\pi/2} \sin \theta \sqrt{1 + \mu \sin^{2\epsilon} \theta} d\theta}. \quad (14)$$

The mass loss rate per unit solid angle at co-latitude θ is

$$-\dot{m}(\theta) = \rho V_r r^2 = \rho_0 V_0 r_0^2 \sqrt{(1 + \mu \sin^{2\epsilon} \theta)(1 + \delta \sin^{2\epsilon} \theta)}. \quad (15)$$

The total angular momentum loss rate is equivalent to that carried by the gas kept in co-rotation with the star out to the Alfvén surface, which can be expressed as

$$-J(\theta) = 4\pi \int_0^{\pi/2} \Omega(\theta) \rho_* V_* R_*^4 \sin^3 \theta d\theta. \quad (16)$$

Or equivalently, in terms of the model parameters (Lima et al., 2001) as

$$-J(\theta) = \lambda r_0^3 B_0^2 \int_0^{\pi/2} \sin^{\epsilon+2} \theta \sqrt{1 + \mu \sin^{2\epsilon} \theta} d\theta. \quad (17)$$

In this model, ρ , V_r and Ω are functions of δ and yield an angular momentum loss rate that is not directly dependent on this anisotropy parameter. By changing the anisotropy parameters μ and ϵ the Alfvén radius and Alfvén velocity change.

In order to evaluate the polar concentration of a given magnetic field surface distribution, we first compare the magnetic flux at low co-latitudes (from 30° towards 0°) with the overall total flux. Thus,

$$\omega = \frac{\int_0^{\pi/6} \sqrt{1 + \mu \sin^{2\epsilon} \theta} d\theta}{\int_0^{\pi/2} \sqrt{1 + \mu \sin^{2\epsilon} \theta} d\theta}. \quad (18)$$

Then, we define the parameter τ that evaluates the magnetic field concentration towards high latitudes by comparing it with

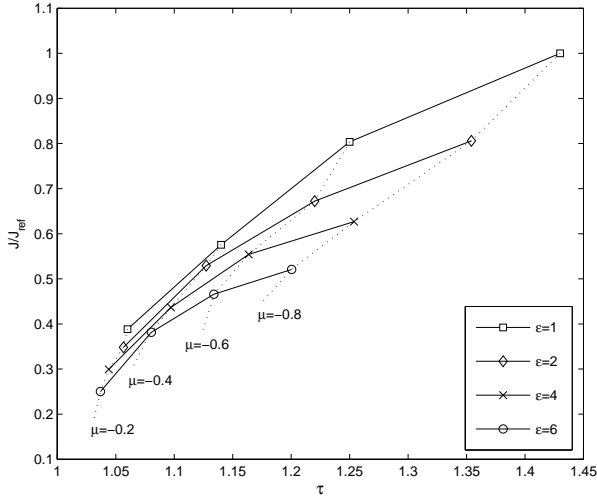


Fig. 10. Total angular momentum loss variation as a function of polar field concentration, for different sets of μ (dashed lines) and ϵ (solid lines).

a uniform magnetic field distribution (the split-monopole case with $\epsilon = 1$ and $\mu = 0$)

$$\tau = \frac{\omega}{\omega_{\text{monopole}}} = 3 \frac{\int_0^{\pi/6} \sqrt{1 + \mu \sin^{2\epsilon} \theta} d\theta}{\int_0^{\pi/2} \sqrt{1 + \mu \sin^{2\epsilon} \theta} d\theta}. \quad (19)$$

If $\tau > 1$ the field is concentrated towards the pole while if $\tau < 1$ the field is concentrated towards the equator.

As a result of the way the model is constructed, a change in the parameters μ or ϵ will change the total amount of magnetic flux, the location of the Alfvén radius and also the rotation period of the star (see Eqs. 14 and 9). Therefore, an iterative procedure on the parameters λ and M_A is performed so that the different solutions under comparison have the same total amount of magnetic flux and rotation period within an error of 5%.

By evaluating the angular momentum loss rate for different wind solutions attained for several sets of μ and ϵ , we are able to obtain a relation between the magnetic polar field concentration and the total angular momentum loss. This is shown in Fig. 10, where solid lines represent how $-\dot{J}$ varies with τ due to the variation of μ , with constant ϵ . Physically, this corresponds to determining how the variation of the magnetic field distribution with a fixed rotation profile affects the angular momentum loss rate. Also represented by dashed lines is the case of how $-\dot{J}$ varies with τ due to the variation of ϵ , with constant μ . In this case, both the magnetic field and rotation latitudinal profiles vary. All solutions considered here are lied as SMR, revealing that centrifugal forces are not predominant for the wind acceleration mechanisms. The dynamics of the wind is, as previously shown, independent of the forces generated by the rotation of the central body. This is true even for the particular case where the period is of 4 days since other contributions, such as the pressure gradient, are more important.

Our purpose is to study young and rapidly rotating stars, therefore we must consider small values of ϵ and small values of δ , as this kind of object shows near rigid body surface rotation with a slightly faster equator (e.g. Collier Cameron & Donati, 2002). Also, it is only adequate to compare stars with different surface magnetic field distribution but with the same surface

rotation latitudinal profile. Thus, we restrict the physical application of this model to the cases of constant ϵ and variable μ . If we analyze the solid lines in Fig. 10, we see that the total angular momentum loss is an increasing function of τ . Therefore, the higher the magnetic field polar concentration, the more efficient magnetic braking is. Referring to Eq. 16, and noticing that, by continuity, $\rho_* V_* R_*^4 = \rho_0 V_0 R_0^2 R_*^2$, changes in total angular momentum loss must arise from changes in the mass loss rate or changes in the Alfvén radius. But as the mass loss rate decreases with increasing τ and $|\mu|$ (cf. eq.15), we can conclude that the increase in total angular momentum loss is due to an increase in the Alfvén radius that more than compensates the decrease in mass loss.

As $|\mu|$ increases, B_0 increases and M_A^0 decreases, i.e., at the pole the star becomes more magnetic as the field concentrates there. As $V_* R_*^2 \propto (M_A^0)^{-2}$ we see that either the Alfvén velocity, or the Alfvén radius or both must increase. From the different solutions present in Fig. 10 as well as an analysis of the differential equation yielding $V_r(R)$ (or $Y(R)$), we find that the wind acceleration decreases as μ increases so that V_* decreases and the Alfvén radius must increase. Physically, this increase in the Alfvén radius is due to a less efficient acceleration mechanism. The analysis and clear understanding of this result is complicated by the fact that as μ changes there is a direct effect on the radial magnetic field but also on the radial velocity latitudinal profile and, indirectly, the wind pressure and temperature. Therefore, the increase in angular momentum cannot be solely attributed to the increase of magnetic field concentration as this cannot be separated from changes in other physical quantities. This result is at odds with the result of Sect. 2 where no significant difference in angular momentum loss as a function of field concentration was found. This discrepancy may be explained by the fact that the two models address totally different scenarios characterized by different plasma β regimes.

4. Discussion

Empirical or qualitative models of magnetized stellar winds have been very successful in establishing the basic physical principles that govern the rate of angular momentum loss associated with a wind. In particular, the work of Mestel (1968) and Mestel & Spruit (1987) investigates how the magnetic braking efficiency varies with stellar rotation rate. It shows that it is possible to have saturation in the angular momentum loss rate with rotation without dynamo saturation as a result of two competing effects. On the one hand, the magnetic torque increases with rotation rate due to the increase of the field strength. On the other hand, the fraction of the stellar surface with open magnetic field lines contributing to braking decreases with rotation rate. This model has also been applied to establish that a rearrangement of the surface field from a low order to a high order multipole at high rotation rates implies a decrease in braking efficiency (Taam & Spruit, 1989).

There are, however, limitations to how much information can be obtained from these qualitative models. In this work, we simply address the question of whether a correct estimate of the influence of the magnetic surface field concentration towards the poles can be obtained using these empirical models or whether such a goal requires a computation of the field that takes into account force balance in all directions. To this end, in Sect. 2 we determine the coronal magnetic field due to a surface flux distribution concentrated around the poles and show that this distribution is not maintained further out. Instead, the magnetic field rapidly expands to regions of low magnetic pressure and ap-

proaches the simple split-monopole field. Flux tubes at different latitudes have very different expansion rates, but we find that this has no significant effect on the angular momentum transported outwards.

In order to investigate the properties of stellar winds for different surface flux distributions we apply, in Sect. 3, the analytical wind model of Lima et al. (2001). To our knowledge, this is the first application of an analytical quantitative 2D model to the problem of magnetic braking in young solar-type stars. This model has very appealing characteristics as it describes the outflow of a rotating star for which the latitudinal magnetic flux distribution is the same at all radial distances. It also has some limitations that are typical of this kind of model. It is constructed under the assumption of separation of variables and there is no energy equation, with the temperature being determined from the perfect gas law. Also, although the model allows different surface flux distribution, its range of variation is somewhat limited. Its most restrictive properties, however, are that the Alfvén surface is spherical, contrary to what is expected for fast rotators and has been proposed by Solanki et al. (1997), and the absence of meridional components of the velocity and magnetic field. Therefore, the conclusions obtained from using this model cannot be *a priori* considered as general features. Yet, some of the results are extremely relevant as they convey fundamental physical principles. We find that the surface concentration of magnetic flux at high latitudes can only occur in the corona for a relatively high plasma beta, so that the gas pressure gradient can oppose the Lorentz force that tends to bend the field lines towards the equator. This work stresses the importance of the latitudinal profiles of the physical quantities involved in the description of the hydro-magnetic wind. As shown in section 3.2, the radial features of the wind, such as the acceleration mechanisms, are not only dependent on the force balance along the lines but also on the force balance across the lines. Furthermore, a given radial field latitudinal profile implies, due to force balance and under the assumptions of the model, a certain latitudinal profile of the density and velocity that are as important as the magnetic field in determining the angular momentum loss rate. The most important prediction from this model is that a higher polar field concentration leads to larger braking rates than a smoother field distribution. However, because of the inherent coupling of this result with some of the assumptions of the model, this cannot be viewed as general. In spite of this, we have presented an example of an equilibrium model, with unknown stability properties, for which magnetic braking increases as the field concentration to the pole increases. Remarkably, this model has the attractive property of having a magnetic topology identical to the models of Holzwarth (2005), Holzwarth & Jardine (2006) and Solanki et al., (1997) but it complies with force balance in all directions, which generates antagonistic results.

Both models presented in this work neglect the poleward collimation of the field lines characteristic of FMR. An interesting question is whether this poleward collimation increases or decreases the angular momentum loss of the star, but we are not aware of any work specifically addressing this issue. At high latitudes R_* increases due to the effect of collimation but the opposite happens near the equator (e.g. Sakurai, 1985), so that the end result depends on which effect is dominant. In Sect. 2 we have determined that at 4 – 8 stellar radii from the stellar surface the radial field becomes uniform in latitude, independently of its surface distribution, and that in general this occurs very much inside the Alfvén surface. Therefore, we expect that field collimation would occur identically for both uniform and highly

concentrated surface field distributions with no significant differences in angular momentum loss.

Based on the results presented in Sect. 2 & 3, we argue that the concentration of magnetic flux at high latitudes does not directly contribute to limit the braking efficiency of the wind. By comparing the results obtained with the two different models one could in principle be able to infer how crucial the limitations introduced are in the analytical treatment of the 2D model to the results obtained. The extent to which this comparison can be made is limited by the very different assumption about the plasma β in the two cases. We hypothesize that the increase in angular momentum loss with magnetic field concentration observed in Sect. 3 results from changes in the gas temperature, density and pressure that are generated to maintain force balance across the field in the absence of meridional components. One can speculate about what to expect if some of the most stringent assumptions of our 2D model are relaxed. We suggest that allowing for meridional components, non spherical Alfvén surface and a more realistic plasma β would lead to closed magnetic field lines near the equator. Furthermore, a surface field concentrated towards the pole would have a weaker field at low latitudes and consequently have more open magnetic flux than a smooth surface magnetic field. This would again imply larger braking rates for a surface field concentrated towards the pole than for a smooth field with equal amounts of magnetic flux, if the wind properties are similar in the two cases. However, the existence of large amounts of magnetic flux at high latitudes can still lead to a reduced angular momentum loss rate if it creates a complex field topology akin to multi-order magnetic fields (cf. Taam & Spruit, 1989).

The work presented here can be extended by further analytical modelling or numerical simulations. However, many aspects are still unknown and this constrains how much one can predict about magnetic braking. It is still not known whether polar spots are largely unipolar, as assumed here (for opposing views see e.g. Schrijver & Title, 2001 and McIvor et al., 2003). In addition, we cannot rule out the possibility that stellar winds are accelerated by dissipation of magnetic waves as well as thermal and centrifugal forces. The nature of the slow solar wind is still largely unknown and it remains an open question whether it is admissible to ignore the contribution of the slow wind to the angular momentum evolution of active late-type stars.

5. Conclusions

In the present work we investigate how the magnetic surface field distribution affects the coronal magnetic field and the rate of angular momentum removal by the stellar wind.

There are three important results from our work: First, we have shown that very different surface flux distributions yield similar coronal fields in a low β coronal plasma as well as similar wind braking rates. Second, we have demonstrated that the radial features of the wind, such as the acceleration mechanisms and the gas pressure distribution, are not only dependent on the force balance along the field lines, but also on the force balance across the field lines. Finally, in the wind model of (Lima et al., 2001) a higher polar field concentration leads to larger braking rates than a smoother field distribution. However, we cannot rule out the possibility that this is a result of the assumptions of the model and so it may not be regarded as a general feature. This model also demonstrates that the rate of braking is dependent on the latitudinal behaviour of several physical quantities and not only of the surface radial field.

We conclude that the concentration of magnetic flux at high latitudes is unlikely to directly constrain the braking efficiency of the wind. It may, however, have a decisive importance in determining the amount of open magnetic flux that contributes to wind magnetic braking.

Acknowledgements. This work was partially supported by grant POCI/CFE-AST/55691/2004 approved by FCT and POCI, with funds from the European Community program FEDER. J. M. Ferreira wishes to thank Volkmar Holzwarth for a profitable exchange of ideas during Cool stars XIV. The authors would like to thank the Referee for several useful suggestions and references on the corona and solar wind.

Appendix A: Stream functions

Here we give the explicit forms of Z_n for $n = 5$ and $n = 7$:

$$\begin{aligned} Z_5 = & \frac{15}{14}r(1-v^2)(21v^4 - 14v^2 + 1) \\ & \times \left[15(1+u^2)(1+14u^2+21u^4)\tan^{-1}\frac{1}{u} \right] \\ & - \frac{225}{16}\frac{\pi a^2}{r}\sin^2\theta - \frac{1675}{32}\frac{\pi a^4}{r^2}\sin^2\theta(5\cos^2\theta - 1) \\ & - \frac{4725}{128}\frac{\pi a^6}{r^5}\sin^2\theta(1 - 14\cos^2\theta + 21\cos^4\theta) \\ & + 30a\eta \end{aligned} \quad (\text{A.1})$$

$$\begin{aligned} Z_7 = & \frac{7}{16}r(1-v^2)(429v^6 - 495v^4 + 135v^2 - 5) \\ & \times \left[(429u^6 + 495u^4 + 135u^2 + 5)\tan^{-1}\frac{1}{u} \right] \\ & + \frac{1}{80}(1837u + 14273u^3 + 27335u^5 + 15015u^7) \\ & + \frac{3}{4}\frac{\pi a^2}{r}\sin^2\theta + \frac{6615}{32}\frac{\pi a^4}{r^3}\sin^2\theta(5\cos^2\theta - 1) \\ & + \frac{8085}{2}\frac{\pi a^6}{r^5}\sin^2\theta(1 - 14\cos^2\theta + 21\cos^4\theta) \\ & + \frac{21021}{512}\frac{\pi a^8}{r^5}\sin^2\theta(-5 + 135\cos^2\theta - 495\cos^4\theta \\ & + 429\cos^6\theta) + 56a\eta, \end{aligned} \quad (\text{A.2})$$

with

$$u^2 = -\frac{1}{2}\left(1 - \frac{a^2}{r^2}\right) + \frac{1}{2}\left[\left(1 - \frac{a^2}{r^2}\right)^2 + \frac{4a^2}{r^2}\cos^2\theta\right]^{1/2}, \quad (\text{A.3})$$

$$v^2 = -\frac{1}{2}\left(\frac{a^2}{r^2} - 1\right) + \frac{1}{2}\left[\left(\frac{a^2}{r^2} - 1\right)^2 + \frac{4a^2}{r^2}\cos^2\theta\right]^{1/2}, \quad (\text{A.4})$$

$$\eta^2 = -\frac{1}{2}\left(\frac{r^2}{a^2} - 1\right) + \frac{1}{2}\left[\left(\frac{r^2}{a^2} - 1\right)^2 + \frac{4r^2}{a^2}\cos^2\theta\right]^{1/2}. \quad (\text{A.5})$$

Appendix B: Wind model

Here we present how the wind solution is obtained. As we follow very closely the approach of Sakurai (1985), only a brief description is given. We assume azimuthal symmetry and by combining the equations of mass and magnetic flux conservation, the

frozen-in condition, the polytropic law and the momentum conservation equation in the poloidal and azimuthal directions we arrive at a Bernoulli integral of the equation of motion

$$\begin{aligned} H = & \frac{v_p^2}{2} - \frac{\Omega^2(r_* \sin\theta)^2}{2} \left[\left(\frac{r_*}{r} - \frac{r}{r_*} \right)^2 - \left(\frac{r}{r_*} \right)^2 \right] \\ & + \frac{\gamma}{\gamma - 1} \frac{p}{\rho} - \frac{GM}{r} = E, \end{aligned} \quad (\text{B.1})$$

where v_p is the poloidal velocity, Ω the stellar angular velocity, M the mass of the star, G the gravitational constant, E an integration constant and the subscript $*$ stands for the Alfvén point. Upon applying the law of mass conservation, $\rho V_p S = \rho_0 V_{p0} S_0$, with S representing the area of the flux tube and the subscript 0 the values at the stellar surface, we obtain $H = H(r, \rho)$. At the fast and slow critical points one has the regularity conditions

$$\frac{\partial H}{\partial \rho} = \frac{\partial H}{\partial r} = 0, \quad (\text{B.2})$$

together with

$$H(r_s, \rho_s) = H(r_f, \rho_f) = E. \quad (\text{B.3})$$

Applying mass and flux conservation allows us to write the density at the Alfvén point as

$$\rho_* = \rho_0 \frac{V_0^2}{V_{A0}^2}. \quad (\text{B.4})$$

The system of six simultaneous algebraic equations (B.2, B.3) is solved for the unknowns r_* , r_s , ρ_s , r_f , ρ_f and v_0 . The integration constant E is not an additional unknown as it can be written in terms of V_0 and r_* . We note that, contrary to Sakurai (1985), we solve our equations in dimensionless form with respect to surface values and not with respect to the Alfvén radius as, in general, $S \propto r^2$ does not hold.

References

- Altschuler M.D., Newkirk, Jr. G.: 1969, *Sol. Phys.* 9, 131
 Balogh A., Smith E.J., Tsurutani B.T., et al.: 1995, *Science* 268, 1007
 Barnes J.R., Collier Cameron A., Unruh Y.C., Donati J.F., Hussain G.A.J.: 1998, *MNRAS* 299, 904
 Barnes S., Sofia S.: 1996, *ApJ* 462, 746
 Belcher J.W., MacGregor K.B.: 1976, *ApJ* 210, 498
 Buzasi D.L.: 1997, *ApJ* 484, 855
 Collier Cameron A., Donati J.F.: 2002, *MNRAS* 329, L23
 Collier Cameron A., Robinson R.D.: 1989, *MNRAS* 236, 57
 Cranmer S.R.: 2005, In: *ESA SP-592: Solar Wind 11/SOHO 16, Connecting Sun and Heliosphere*
 Donati J.F., Collier Cameron A., Hussain G.A.J., Semel M.: 1999, *MNRAS* 302, 437
 Heyvaerts J., Norman C.A.: 1989, *ApJ* 347, 1055
 Holzwarth V.: 2005, *A&A* 440, 411
 Holzwarth V., Jardine M.: 2005, *A&A* 444, 661
 Holzwarth V., Jardine M.: 2006, *ArXiv Astrophysics e-prints*
 Hussain G.A.J., Jardine M., Collier Cameron A.: 2001, *MNRAS* 322, 681
 Keppens R., Goedbloed J.P.: 1999, *A&A* 343, 251
 Lepeltier T., Aly J.J.: 1996, *A&A* 306, 645
 Li J.K., Wu K.W., Wickramasinghe D.T.: 1994, *MNRAS* 270, 769
 Lima J.J.G., Priest E.R., Tsinganos K.: 2001, *A&A* 371, 240
 Low B.C.: 1986, *ApJ* 310, 953
 MacGregor K.B., Brenner M.: 1991, *ApJ* 376, 204
 McIvor T., Jardine M., Cameron A.C., Wood K., Donati J.F.: 2003, *MNRAS* 345, 601
 Mestel L.: 1968, *MNRAS* 138, 359
 Mestel L., Spruit H.C.: 1987, *MNRAS* 226, 57
 Parker E.N.: 1979, *Cosmical Magnetic Fields. The International Series of Monographs on Physics*, Oxford University Press, New York

- Riley P., Linker J.A., Mikić Z., et al.: 2006, *ApJ* 653, 1510
Sakurai T.: 1985, *A&A* 152, 121
Sauty C., Tsinganos K.: 1994, *A&A* 287, 893
Schatzman E.: 1962, *Annales d'Astrophysique* 25, 18
Schmitt J.H.M.M., Favata F.: 1999, *Nature* 401, 44
Schrijver C.J., Title A.M.: 2001, *ApJ* 551, 1099
Schuessler M., Solanki S.K.: 1992, *A&A* 264, L13
Smith E.J., Balogh A.: 1995, *Geophys. Res. Lett.* 22, 3317
Solanki S.K., Motamen S., Keppens R.: 1997, *A&A* 325, 1039
Strassmeier K.G.: 2002, *Astronomische Nachrichten* 323, 309
Strassmeier K.G.: 2005, *Astronomische Nachrichten* 326, 269
Suess S.T., Richter A.K., Winge C.R., Nerney S.F.: 1977, *ApJ* 217, 296
Suess S.T., Smith E.J.: 1996, *Geophys. Res. Lett.* 23, 3267
Taam R.E., Spruit H.C.: 1989, *ApJ* 345, 972
Tsinganos K., Sauty C., Surlantzis G., Trussoni E., Contopoulos J.: 1996, *MNRAS* 283, 811
Tsinganos K., Trussoni E.: 1991, *A&A* 249, 156
Vogt S.S., Penrod G.D.: 1983, *PASP* 95, 565
Weber E.J., Davis L.J.: 1967, *ApJ* 148, 217

Natural Sciences Citations and References

(Author–Year and Numerical Schemes)

Patrick W. Daly

This paper describes package `natbib`
version 7.1 from 2003/06/06.

Abstract

The `natbib` package is a reimplementaion of the \LaTeX `\cite` command, to work with both author–year and numerical citations. It is compatible with the standard bibliographic style files, such as `plain.bst`, as well as with those for `harvard`, `apalike`, `chicago`, `astron`, `authordate`, and of course `natbib`.

In contrast to the packages listed above, the `natbib` package supports not only the various author–year bibliography styles, but also those for standard numerical citations. In fact, it can also produce numerical citations even with an author–year bibliographic style, something that permits easy switching between the two citation modes. To this end, replacements for the standard \LaTeX `.bst` files are also provided.

It is possible to define the citation *style* (type of brackets and punctuation between citations) and even to associate it with the name of the bibliographic style so that it is automatically activated. Citation styles can be defined for local `.bst` files by means of a configuration file `natbib.cfg`.

It is compatible with the packages: `babel`, `index`, `showkeys`, `chapterbib`, `hyperref`, `koma` and with the classes `amsbook` and `amsart`. It can also emulate the sorting and compressing functions of the `cite` package (with which it is otherwise incompatible).

The `natbib` package therefore acts as a single, flexible interface for most of the available bibliographic styles.

Contents

1	Introduction	3
2	Previous Solutions	3
2.1	The <code>natsci.bst</code> Style	3
2.2	The <code>apalike.bst</code> Style	3
2.3	The <code>newapa</code> Style	4
2.4	The Harvard Family	4
2.5	The Astronomy Style	5
2.6	The <code>authordate</code> Style	5
3	The <code>natbib</code> System	6
4	Using this Package	6
4.1	New Bibliography Styles	6
4.2	Basic Citation Commands	7
4.3	Extended Citation Commands	8
4.4	Forcing Upper Cased Name	9
4.5	Citation Aliasing	9
4.6	Authorless and Yearless References	10
4.7	Extra Features in the <code>plainnat</code> Family	10
4.8	Selecting Citation Punctuation	11
4.9	Priority of Style Commands	13
4.10	Other Formatting Options	13
4.11	Automatic Indexing of Citations	14
4.12	HyperTeX Compatibility	14
4.13	Multiple Bibliographies in One Document	14
4.13.1	Special Considerations for <code>natbib</code> and <code>chapterbib</code>	15
4.14	Sorting and Compressing Numerical Citations	16
4.15	Long Author List on First Citation	16
5	Numerical Citations with Author–Year Styles	16
5.1	Selecting Numerical Mode	16
6	Local Configuration	17
7	Options with $\LaTeX 2\epsilon$	17
8	As Module to Journal-Specific Styles	18
9	Reference Sheet	19
10	Options with <code>docstrip</code>	19

1 Introduction

The first problem of using author–year literature citations with standard L^AT_EX is that the two forms of citations are not supported. These are:

textual: ... as shown by Jones et al. (1990) ...
 parenthetical: It has been shown (Jones et al., 1990) that ...

There is only one `\cite` command to do both jobs.

A second problem is that the `thebibliography` environment for listing the references insists on including the *labels* in the list. These labels are normally the numbers, needed for referencing. In the author–year system, they are superfluous and should be left off. Thus, if one were to make up a bibliography with the author–year as label, as

```
\begin{thebibliography}{...}
\bibitem[Jones et al., 1990]{jon90}
Jones, P. K., . . .
\end{thebibliography}
```

then `\cite{jon90}` produces the parenthetical citation [Jones et al., 1990], but there is no way to get the textual citation. Furthermore, the citation text will also be included in the list of references.

The final problem is to find a BIB_TE_X bibliography style that will be suitable.

2 Previous Solutions

This section may not be of interest to all users. To find out how to use `natbib` without reading about the historical background, go to Section 4.

Although the author–year citation mode is not supported by *standard* L^AT_EX, there are a number of contributed packages that try to solve this problem. The various bibliographic styles (`.bst` files) that exist are usually tailored to be used with a particular L^AT_EX package.

I have found a large number of `.bst` files on file servers that may act as indicators of the various systems available.

2.1 The `natsci.bst` Style

What gave me my first inspiration was Stephen Gildea’s `natsci.bst` for use with his `agujgr.sty` file. This showed me that the problem was solvable. However, Gildea’s style formats `\bibitem` just as I illustrated above: with an optional label consisting of abbreviated authors and year. Thus only parenthetical citations can be accommodated. The list of references, however, is fixed up in his style files.

2.2 The `apalike.bst` Style

Oren Patashnik, the originator of BIB_TE_X and the standard `.bst` files, has also worked on an author–year style, called `apalike.bst` with a corresponding `apalike.sty` to support it. Again, only the parenthetical citation is provided.

Except for the fact that his style works with version 0.99 of `LATEX`, its functionality is identical to that of the `natsci` files.

Patashnik does not like author–year citations. He makes this very clear in his `LATEX` manuals and in the header to `apalike.bst`. Nevertheless, one should respect his work in this area, simply because he should be the best expert on matters of `LATEX`. Thus `apalike.bst` could be the basis for other styles.

The form of the `thebibliography` entries in this system is

```
\bibitem{Jones et al., 1990}{jon90}...
```

the same as I illustrated earlier. This is the most minimal form that can be given. I name it the `apalike` variant, after Patashnik’s `apalike.bst` and `apalike.sty`. However, there could be many independent `.bst` files that follow this line.

The bibliography style files belonging to this group include:

```
apalike, apalike2, cea, cell, jmb, phapalik, phppcf, phrmp
```

2.3 The newapa Style

A major improvement has been achieved with `newapa.bst` and the accompanying `newapa.sty` files by Stephen N. Spencer and Young U. Ryu. Under their system, three separate items of information are included in the `\bibitem` label, to be used as required. These are: the full author list, the abbreviated list, and the year. This is accomplished by means of a `\citeauthoryear` command included in the label, as

```
\bibitem[\protect\citeauthoryear{Jones, Barker,  
and Williams}{Jones et al.}{1990}]{jon90}...
```

Actually, this only illustrates the basic structure of `\citeauthoryear`; the `newapa` files go even further to replace some words and punctuation with commands. For example, the word ‘and’ above is really `\betweenauthors`, something that must be defined in the `.sty` file. Of course, `\citeauthoryear` is also defined in that file. A number of different `\cite` commands are available to print out the citation with complete author list, with the short list, with or without the date, the textual or parenthetical form.

Thus the `\citeauthoryear` entry in `\bibitem` is very flexible, permitting the style file to generate every citation form that one might want. It is used by a number of other styles, with corresponding `.sty` files. They all appear to have been inspired by `newapa.bst`, although they lack the extra punctuation commands.

Bibliographic style files belonging to the `newapa` group include

```
newapa, chicago, chicagoa, jas99, named
```

Note: the last of these, `named.bst`, uses `\citeauthoryear` in a slightly different manner, with only two arguments: the short list and year.

2.4 The Harvard Family

The same effect is achieved by a different approach in the Harvard family of bibliographic styles. Here a substitute for `\bibitem` is used, as

```
\harvarditem{Jones et al.}{Jones, Baker, and  
Williams}{1990}{jon90}...
```

The accompanying interface package file is called `harvard.sty` and is written by Peter Williams and Thorsten Schnier. It defines `\harvarditem` as well as the citation commands `\cite`, for parenthetical, and `\citeasnoun`, for textual citations. The first citation uses the long author list, following ones the shorter list, if it has been given in the optional argument to `\harvarditem`.

Bibliography styles belonging to the Harvard family are

```
agsm, dcu, kluwer
```

This package has been updated for L^AT_EX 2_ε, with many additions to add flexibility. The result is a powerful interface that should meet most citation needs. (It does not suppress repeated authors, though, as `natbib` does.)

2.5 The Astronomy Style

Apparently realizing the limitations of his `apalike` system, Oren Patashnik went on to develop a ‘true’ `apa` bibliographic style, making use of the method already employed by an astronomy journal. This is actually very similar to the `newapa` label but with only the short list of authors:

```
\bibitem[\protect\astroncite{Jones et al.}{1990}]{jon90}
...
```

It requires the package file `astron.sty` or any other style that defines `\astroncite` appropriately.

Bibliographic styles belonging to the astronomy group are

```
apa, astron, bbs, cbe, humanbio, humannat, jtb
```

This is as good as the `\citeauthoryear` command, although not as flexible since the full list of authors is missing.

2.6 The authordate Style

Finally, I have also found some packages making use of a label command called `\citename` in the form

```
\bibitem[\protect\citename{Jones et al., }1990]{jon90}
...
```

This is not a good system since the author list and date are not cleanly separated as individual arguments, and since the punctuation is included in the label text. It is better to keep the punctuation fully removed, as part of the definitions in the `.sty` file, for complete flexibility.

Bibliographic styles belonging to this group are

```
authordate1, authordate2, authordate3, authordate4, aaai-named
```

with accompanying style file `authordate1-4.sty`.

3 The natbib System

The form of the `\bibitem` entry that I have used for all my bibliographic styles is only slightly more complicated than the minimal one, but allows a clean separation between authors and date:

```
\bibitem[Jones et al.(1990)]{jon90}...
```

or alternatively

```
\bibitem[Jones et al.(1990)Jones, Baker,
and Williams]{jon90}...
```

(One weakness of the `natbib` format is that it fails if the author list itself contains parentheses! This may be fixed up if the author list is grouped in curly braces.)

I wanted to name the system something like ‘natural sciences bibliography’, intending it to be a variant of `natsci.sty`. Since that name was already taken, I resorted to the rather cryptic, and definitely ugly, `natbib`.

The `natbib.sty` package¹ supports not only my own `\bibitem` format, but also all the others described here, plus numerical citation modes. The additional questions of citation style (type of brackets, commas or semi-colons between citations) can be defined once and for all for each `.bst` file and need never be specified explicitly in the source text. The `\cite` commands and syntax are always those of `natbib`, even when used with a `.bst` file such as `chicago.bst` that would normally have a different set of commands (defined in `chicago.sty`). The result is a single \LaTeX package to handle *all* the bibliographic styles in a uniform manner.

All the author–year bibliographic style files can also be used for *numerical* citations, by simply selecting the mode in one of the ways described in Sections 4.8 and 7. It is not possible to employ author–year citations with pure numerical `.bst` files, and never will be. See Section 5 for more information.

4 Using this Package

In this paper, I distinguish between the citation *mode* (author–year or numerical) and citation *style* (the type of punctuation used for citations). The citation style is something that is independent of the bibliography style and is not programmed in the `.bst` files.

4.1 New Bibliography Styles

I provide three new `.bst` files to replace the standard \LaTeX numerical ones:

```
plainnat.bst    abbrvnat.bst    unsrtnat.bst
```

These produce reference lists in the same style as the corresponding standard `.bst` file, but work with `natbib`. The advantage is that they can be used in both numerical and author–year mode.

These `.bst` files are not meant to be exhaustive by any means. Other style files conforming to the `natbib` format exist, or may be generated with my `custom-bib` (also known as `makebst`) program.

¹Formerly called a *style file* in the older \LaTeX 2.09 terminology.

4.2 Basic Citation Commands

`\citet` The `natbib` package has two basic citation commands, `\citet` and `\citep` for *textual* and *parenthetical* citations, respectively. There also exist the starred versions `\citet*` and `\citep*` that print the full author list, and not just the abbreviated one. All of these may take one or two optional arguments to add some text before and after the citation.

<code>\citet{jon90}</code>	⇒	Jones et al. (1990)
<code>\citet[chap.~2]{jon90}</code>	⇒	Jones et al. (1990, chap. 2)
<code>\citep{jon90}</code>	⇒	(Jones et al., 1990)
<code>\citep[chap.~2]{jon90}</code>	⇒	(Jones et al., 1990, chap. 2)
<code>\citep[see][]{jon90}</code>	⇒	(see Jones et al., 1990)
<code>\citep[see][chap.~2]{jon90}</code>	⇒	(see Jones et al., 1990, chap. 2)
<code>\citet*{jon90}</code>	⇒	Jones, Baker, and Williams (1990)
<code>\citep*{jon90}</code>	⇒	(Jones, Baker, and Williams, 1990)

The starred versions can only list the full authors if the `.bst` file supports this feature; otherwise, the abbreviated list is printed.

In standard \LaTeX , the `\cite` command can only take a single optional text for a note after the citation; here, a single optional text is a post-note, while two are the pre- and post-notes. To have only a pre-note, it is necessary to provide an empty post-note text, as shown above.

More complex mixtures of text and citations can be generated with the all-purpose `\citetext` command in Section 4.3.

Multiple citations may be made by including more than one citation key in the `\cite` command argument. *If adjacent citations have the same author designation but different years, then the author names are not reprinted.*

<code>\citet{jon90,jam91}</code>	⇒	Jones et al. (1990); James et al. (1991)
<code>\citep{jon90,jam91}</code>	⇒	(Jones et al., 1990; James et al. 1991)
<code>\citep{jon90,jon91}</code>	⇒	(Jones et al., 1990, 1991)
<code>\citep{jon90a,jon90b}</code>	⇒	(Jones et al., 1990a,b)

These examples are for author–year citation mode. In numerical mode, the results are different.

<code>\citet{jon90}</code>	⇒	Jones et al. [21]
<code>\citet[chap.~2]{jon90}</code>	⇒	Jones et al. [21, chap. 2]
<code>\citep{jon90}</code>	⇒	[21]
<code>\citep[chap.~2]{jon90}</code>	⇒	[21, chap. 2]
<code>\citep[see][]{jon90}</code>	⇒	[see 21]
<code>\citep[see][chap.~2]{jon90}</code>	⇒	[see 21, chap. 2]
<code>\citep{jon90a,jon90b}</code>	⇒	[21, 32]

The authors can only be listed if the `.bst` file supports author–year citations. The standard `.bst` files, such as `plain.bst` are numerical only and transfer no author–year information to \LaTeX . In this case, `\citet` prints “(author?) [21].”

`\cite` In the original versions of `natbib`, the traditional `\cite` command was used for both textual and parenthetical citations. The presence of an empty optional text in square brackets signalled parenthetical. This syntax has been retained for compatibility, but is no longer encouraged.

This means that `\cite` (without notes) is the same as `\citet` in author–year mode, whereas in numerical mode, it is the same as `\citep`. The starred version, as well as the one or two optional notes, may also be used.

It is possible to have multiple citations sorted into the same sequence as they appear in the list of references, regardless of their order as arguments to the `\cite` commands. The option `sort` is required for this feature. See Section 4.14.

Some publishers require that the first citation of any given reference be given with the full author list, but that all subsequent ones with the abbreviated list. Include the option `longnamesfirst` to enable this for `natbib`. See Section 4.15.

4.3 Extended Citation Commands

`\citealt` As an alternative form of citation, `\citealt` is the same as `\citet` but *without parentheses*. Similarly, `\citealp` is `\citep` without parentheses. Multiple references, notes, and the starred variants also exist.

```

\citealt{jon90}           ⇒ Jones et al. 1990
\citealt*{jon90}         ⇒ Jones, Baker, and Williams 1990
\citealp{jon90}          ⇒ Jones et al., 1990
\citealp*{jon90}         ⇒ Jones, Baker, and Williams, 1990
\citealp{jon90,jam91}    ⇒ Jones et al., 1990; James et al., 1991
\citealp[pg.~32]{jon90} ⇒ Jones et al., 1990, pg. 32
\citetext{priv.\ comm.} ⇒ (priv. comm.)

```

The `\citetext` command allows arbitrary text to be placed in the current citation parentheses. This may be used in combination with `\citealp`. For example,

```

\citetext{see \citealp{jon90},
or even better \citealp{jam91}}

```

to produce (see Jones et al., 1990, or even better James et al., 1991).

`\citeauthor` In author–year schemes, it is sometimes desirable to be able to refer to the authors without the year, or vice versa. This is provided with the extra commands

```

\citeyear
\citeyearpar
\citefullauthor

```

```

\citeauthor{jon90} ⇒ Jones et al.
\citeauthor*{jon90} ⇒ Jones, Baker, and Williams
\citeyear{jon90} ⇒ 1990
\citeyearpar{jon90} ⇒ (1990)

```

There also exists a command `\citefullauthor` which is equivalent to `\citeauthor*`.

If the full author information is missing, then `\citeauthor*` is the same as `\citeauthor`, printing only the abbreviated list. This also applies to the starred versions of `\citet` and `\citep`.

If the author or year information is missing (as is the case with the standard L^AT_EX `.bst` files), these commands issue a warning.

Note: these commands may also be used with numerical citations, provided an author–year `.bst` file is being employed.

Note: all `\cite..` commands have the same syntax, allowing multiple citations and up to two notes (there is, however, no starred `\citeyear` variant). It does not really make much sense to add notes to `\citeyear` and `\citeauthor`, especially with multiple citations; however, this can be done, there will be no error message,

but the results are sometimes strange. For example, in numerical mode, the notes are fully ignored, while in author–year mode, only the post-note is accepted. Multiple citations in `\citet` are also not recommended (nor are they in my opinion meaningful), but if they are used with notes, the pre-note will appear before each year, and the post-note only after the last year. These are admittedly bugs, but the effort to remove them is not justified by the questionable usefulness of these features.

In summary, notes are only intended for `\citep` but they may also be used with `\citet` in author–year mode, with single citations. In any other situation, the results are unpredictable.

`\Citet`
`\Citep`
`\Citealt`
`\Citealp`
`\Citeauthor`

4.4 Forcing Upper Cased Name

If the first author’s name contains a *von* part, such as “della Robbia”, then `\citet{dRob98}` produces “della Robbia (1998)”, even at the beginning of a sentence. One can force the first letter to be in upper case with the command `\Citet` instead. Other upper case commands also exist.

when	<code>\citet{dRob98}</code>	⇒	della Robbia (1998)
then	<code>\Citet{dRob98}</code>	⇒	Della Robbia (1998)
	<code>\Citep{dRob98}</code>	⇒	(Della Robbia, 1998)
	<code>\Citealt{dRob98}</code>	⇒	Della Robbia 1998
	<code>\Citealp{dRob98}</code>	⇒	Della Robbia, 1998
	<code>\Citeauthor{dRob98}</code>	⇒	Della Robbia

These commands also exist in starred versions for full author names.

Note: the coding for the upper casing commands is tricky and likely buggy. It operates on the names that are stored in the `\bibitem` entry, and works even if old style font commands are used; however, NFSS commands will cause it to crash.

Thus `\bibitem[{\it della Robbia}(1998)]{dRob98}` is okay, but I hope
`\bibitem[\textit{della Robbia}(1998)]{dRob98}` crashes.

to improve this situation in future.

4.5 Citation Aliasing

`\defcitealias` Sometimes one wants to refer to a reference with a special designation, rather than
`\citetalias` by the authors, i.e. as Paper I, Paper II. Such aliases can be defined and used,
`\citepalias` textual and/or parenthetical with:

<code>\defcitealias{jon90}{Paper~I}</code>	
<code>\citetalias{jon90}</code>	⇒ Paper I
<code>\citepalias{jon90}</code>	⇒ (Paper I)

These citation commands function much like `\citet` and `\citep`: they may take multiple keys in the argument, may contain notes, and are marked as hyperlinks.

A warning is issued if the alias is used before it is defined, or if an alias is redefined for a given citation. No warning is issued if an alias is defined for a citation key that does not exist; the warning comes when it is used!

See Section 4.6 for an alternative means of citing with a code name.

4.6 Authorless and Yearless References

What does one do about references that do not have authors? This has long bothered me but I do have a suggestion. Standard `BIBTEX` styles make use of a `KEY` field in the entries to be used for alphabetizing when the authors or editors are missing. The author-year styles go even further and insert the `KEY` field in place of the authors. One can imagine giving a code designation for the work at this point. For example,

```
@MANUAL{handbk98,
  title = {Assembling Computers},
  year = 1998,
  organization = {MacroHard Inc.},
  key = "MH-MAN"
}
```

With `plain`, the key text `MH-MAN` is used only to order the reference, but with `plainnat` and other author-year styles, it is used in place of the authors. One can then refer to it as `\citeauthor{handbk98}` to get `MH-MAN` or as `\citetext{\citeauthor{handbk98}}` for `(MH-MAN)`, a parenthetical citation.

This can be greatly simplified if the bibliography style leaves the date blank in the `\bibitem` entry, as

```
\bibitem[MH-MAN()]{handbk98}
```

for then `natbib` suppresses the date, preceding punctuation, and the braces for `\citet`. This means that `\citet` and `\citep` behave automatically like the two examples above. The date still may appear in the text of the reference.

The `natbib` bibliography styles have been modified accordingly to omit the date from the `\bibitem` entry when missing authors and/or editors are replaced by key text.

Similarly, if the year is missing, it will be left blank in the `\bibitem` entry; thus citing such a work will only produce the authors' names.

Note: there are many other possibilities with this feature. One can even produce citations like those of the `alpha` bibliography style, by placing the citation code in place of the authors in the `\bibitem` entry and leaving the year blank. A second code (or maybe even the authors themselves) could be placed where the full author list normally appears, to be printed with the starred version of the `\cite` commands. For example,

```
\bibitem[MH-MAN()MacroHard Inc.]{handbk98}
```

4.7 Extra Features in the plainnat Family

The special `.bst` files for `natbib` mentioned in Section 4.1 have a number of extra fields compared to the original files:

`ISBN` for the ISBN number in books,
`ISSN` for the ISSN number in periodicals, The URL address is set
`URL` for the Internet address of on-line documents.

in a typewriter font and often leads to line-breaking problems. It is advisable to load the `url` package of Donald Arseneau, which allows typewriter text to be broken at punctuation marks. The URL addresses are set with the `\url` command

in this package, but if it is not loaded, then `\url` is defined to be `\texttt`, with no line breaks.

As pointed out in Section 4.6, the `KEY` field is treated differently by `plainnat` than in `plain`. Whereas the latter uses this field only to alphabetize entries without authors, `plainnat` actually inserts it in place of the author, both in the reference text and in the citation label (`\bibitem` entries). Furthermore, the year is left empty in `\bibitem` so that `\citep` prints only the “author” text, which is now the `KEY`. This should be some code designation for the work.

4.8 Selecting Citation Punctuation

`\bibpunct` The above examples have been printed with the default citation style. It is possible to change this, as well as to select numerical or author–year mode, by means of the `\bibpunct` command, which takes one optional and 6 mandatory arguments. The mandatory ones are:

1. the opening bracket symbol, default = (
2. the closing bracket symbol, default =)
3. the punctuation between multiple citations, default = ;
4. the letter ‘n’ for numerical style, or ‘s’ for numerical superscript style, any other letter for author–year, default = author–year; note, it is not necessary to specify which author–year interface is being used, for all will be recognized;
5. the punctuation that comes between the author names and the year (parenthetical case only), default = ,
6. the punctuation that comes between years or numbers when common author lists are suppressed (default = ,); if both authors and years are common, the citation is printed as ‘1994a,b’, but if a space is wanted between the extra letters, then include the space in the argument, as {,~}.

For numerical mode, `\citet{jon90,jon91}` produces ‘Jones et al. [21, 22]’ with this punctuation between the numbers. A space is automatically included for numbers, but not for superscripts.

The optional argument is the character preceding a post-note, default is a comma plus space. In redefining this character, one must include a space if one is wanted.

The `\bibpunct` command must be issued in the preamble, that is, before `\begin{document}`.

Example 1, `\bibpunct{[]}{,}{a}{,};` changes the output of

```
\citep{jon90,jon91,jam92}
```

into [Jones et al. 1990; 1991, James et al. 1992].

Example 2, `\bibpunct[;]{()}{,}{a}{,};` changes the output of

```
\citep[and references therein]{jon90}
```

into (Jones et al. 1990; and references therein).

`\bibstyle@xxx`

Usually the citation style is determined by the journal for which one is writing, and is as much a part of the bibliography style as everything else. The `natbib` package allows punctuation definitions to be directly coupled to the `\bibliographystyle` command that must always be present when `BIBTEX` is used. It is this command that selects the `.bst` file; by adding such a coupling to `natbib` for every `.bst` file that one might want to use, it is not necessary to add `\bibpunct` explicitly in the document itself, unless of course one wishes to override the preset values.

Such a coupling is achieved by defining a command `\bibstyle@bst`, where `bst` stands for the name of the `.bst` file. For example, the American Geophysical Union (AGU) demands in its publications that citations be made with square brackets and separated by semi-colons. I have an `agu.bst` file to accomplish most of the formatting, but such punctuations are not included in it. Instead, `natbib` has the definition

```
\newcommand{\bibstyle@agu}{\bibpunct{[}{]}{;}{a}{,}{,}{~}}
```

These style defining commands may contain more than just `\bibpunct`. Some numerical citation scheme require even more changes. For example, the journal *Nature* not only uses superscripted numbers for citations, it also prints the numbers in the list of references without the normal square brackets. To accommodate this, `natbib` contains the style definition

```
\newcommand{\bibstyle@nature}%
{\bibpunct{}{}{,}{s}{}{\textsuperscript{,}}}%
\gdef\NAT@biblabelnum##1{##1.}}
```

The redefined `\NAT@biblabelnum` command specifies how the reference numbers are to be formatted in the list of references itself. The redefinition must be made with `\gdef`, not `\def` or `\renewcommand`.

The selected punctuation style and other redefinitions will not be in effect on the first `LATEX` run, for they are stored to the auxiliary file for the subsequent run.

The user may add more such definitions of his own, to accommodate those journals and `.bst` files that he has. He may either add them to his local copy of `natbib.sty`, or better put them into a file named `natbib.cfg`. This file will be read in if it exists, adding any local configurations. Thus such configurations can survive future updates of the package. (This is for `LATEX 2ε` only.)

Note: any explicit call to `\bibpunct` has priority over the predefined citation styles.

`\citestyle`

A preprogrammed citation style is normally invoked by the command `\bibliographystyle`, as described above. However, it may be that one wants to apply a certain citation style to another bibliography style. This may be done with `\citestyle`, given *before* `\begin{document}`. For example, to use the `plainnat` bibliography style (for the list of references) with the *Nature* style of citations (superscripts),

```
\documentclass{article}
\usepackage{natbib}
. . . . .
\citestyle{nature}
\begin{document}
```

```
\bibliographystyle{plainnat}
```

```
. . . . .
```

Note: all changes to the citation style, including punctuation, must be made before `\begin{document}`, which freezes the citation style.

4.9 Priority of Style Commands

The citation style (punctuation and mode) can be selected by means of the `\bibpunct`, `\citestyle`, and predefined `\bibstyle@bst` commands. They can also be selected by L^AT_EX 2_ε options (Section 7). What happens if there are several conflicting selections?

The lowest priority is assigned to the predefined `\bibstyle@bst` commands, since they are implicit and not obvious to the user. The L^AT_EX 2_ε options have the next priority. Finally, any selection by `\bibpunct` and/or `\citestyle` overrides those of the other methods.

4.10 Other Formatting Options

`\bibsection` The list of references normally appears as a `\section*` or `\chapter*`, depending on the main class. If one wants to redesign one's own heading, say as a numbered section with `\section`, then `\bibsection` may be redefined by the user accordingly.

`\bibpreamble` A preamble appearing after the `\bibsection` heading may be inserted before the actual list of references by defining `\bibpreamble`. This will appear in the normal text font unless it contains font declarations. The `\bibfont` applies to the list of references, not to this preamble.

`\bibfont` The list of references is normally printed in the same font size and style as the main body. However, it is possible to define `\bibfont` to be font commands that are in effect within the `thebibliography` environment after any preamble. For example,

```
\newcommand{\bibfont}{\small}
```

`\citenumfont` Numerical citations may be printed in a different font. Define `\citenumfont` to be a font declaration like `\itshape` or even a command taking arguments like `\textit`.

```
\newcommand{\citenumfont}[1]{\textit{#1}}
```

The above is better than `\itshape` since it automatically adds italic correction.

`\bibnumfmt` The format of the numerical listing in the reference list may also be changed from the default [32] by redefining `\bibnumfmt`, for example

```
\renewcommand{\bibnumfmt}[1]{\textbf{#1}:}
```

to achieve **32**: instead.

`\bibhang` The list of references for author–year styles uses a hanging indentation format: the first line of each reference is flush left, the following lines are set with an indentation from the left margin. This indentation is 1 em by default but may be changed by redefining (with `\setlength`) the length parameter `\bibhang`.

`\bibsep` The vertical spacing between references in the list, whether author–year or numerical, is controlled by the length `\bibsep`. If this is set to 0 pt, there is no

extra line spacing between references. The default spacing depends on the font size selected in `\documentclass`, and is almost a full blank line. Change this by redefining `\bibsep` with `\setlength` command.

4.11 Automatic Indexing of Citations

`\citeindextrue` If one wishes to have the citations entered in the `.idx` indexing file, it is only
`\citeindexfalse` necessary to issue `\citeindextrue` at any point in the document. All following
`\cite` commands, of all variations, then insert the corresponding entry to that
file. With `\citeindexfalse`, these entries will no longer be made.

The `\bibitem` commands in the `thebibliography` environment will also make index entries. If this is not desired, then issue `\citeindexfalse` before `\bibliography` or `\begin{thebibliography}`.

Of course, `\makeindex` must also be issued in the preamble to activate indexing, as usual. Otherwise, no indexing is done at all.

Make sure that the document has been processed at least twice after the last `LATEX` run before running the `makeindex` program.

`\NAT@idxtxt` The form of the index entries is set by the internal `\NAT@idxtxt`, which can be redefined by hackers if wanted (in the `natbib.cfg` file please). By default, it prints the short author list plus date in the current parenthesis style.

The `natbib` package can also be used with the `index` package of David M. Jones. The order in which the packages are loaded is not important.

`\citeindextype` In that package, multiple index lists may be made by means of a `\newindex` command. For example, it may be desirable to put all the citation indexing into a separate list. First that list must be initiated with, e.g.,

```
\newindex{cite}{ctx}{cnd}{List of Citations}
```

and then the automatic citation indexing associated with this list with the `natbib` command

```
\renewcommand{\citeindextype}{cite}
```

See the documentation for `index.sty` for details.

4.12 Hyper $\text{T}_{\text{E}}\text{X}$ Compatibility

The `natbib` package is compatible with the `hyperref` package of Sebastian Rahtz, for use with `LATEX` \rightarrow HTML conversions, `pdf $\text{T}_{\text{E}}\text{X}$` , `pdfmark`. The compatibility is of a mutual nature: both packages contain coding that interact with that of the other.

There is a special option `nonamebreak` that can be used with the `hyperref` package; it keeps all the author names in a citation on one line, something that avoids certain problems with `pdf $\text{T}_{\text{E}}\text{X}$` . This is otherwise not recommended, since many overfull lines result.

4.13 Multiple Bibliographies in One Document

The `natbib` package is compatible with the `chapterbib` package of Donald Arseneau and Niel Kempson,² which makes it possible to have several bibliographies

²I have used version 1.5 from 1995/10/09; cannot guarantee earlier versions.

in one document. The usual application is to have bibliographies in each chapter of a book, especially if they have been written by different authors.

The `chapterbib` package works in a very natural way for the author; only the editor who puts all the chapters together into one book has to do some extra work.

The package makes use of the `\include` command, and each `\included` file has its own bibliography. For large books, it makes very good sense to take advantage of this feature in any case.

To review the use of `\include`, recall that the main file

```
\documentclass{...}
\includeonly{ch2}
\begin{document}
  \include{ch1}
  \include{ch2}
  \include{ch3}
\end{document}
```

will process only the file `ch2.tex` as though the files `ch1.tex` and `ch3.tex` were also present. That is, all counters, especially the page and section numbers, as well as cross-referencing definitions, will function as if the whole document were processed. The trick is that each `\included` file has its own `.aux` file containing these definitions, and they are all read in every time, even if the corresponding `.tex` file is not. The `.aux` files also contain the citation information for `BIBTEX`, something that the `chapterbib` package exploits.

If `\usepackage{chapterbib}` has been given, the keys in each `\cite` and `\bibitem` command are associated with the current `\included` file and are distinguished from the identical key in a different file. Each of these files must contain its own `\bibliography` and `\bibliographystyle` commands. One processes `BIBTEX` on each file separately before processing it under `LATEX` (at least twice).

4.13.1 Special Considerations for `natbib` and `chapterbib`

The order in which the `chapterbib` and `natbib` packages are loaded is unimportant.

The `chapterbib` package provides an option `sectionbib` that puts the bibliography in a `\section*` instead of `\chapter*`, something that makes sense if there is a bibliography in each chapter. This option will not work when `natbib` is also loaded; instead, add the option to `natbib`. (The `sectionbib` option can always be given, but it only has meaning for the `book` and `report` classes, or for classes derived from them.)

Every `\included` file must contain its own `\bibliography` command where the bibliography is to appear. The database files listed as arguments to this command can be different in each file, of course. However, what is not so obvious, is that each file must also contain a `\bibliographystyle` command, *preferably with the same style argument*. If different bibliography styles are specified for different files, then the preprogrammed citation style (punctuation and citation mode) will be that of the first bibliography style given. The preprogrammed citation styles can only be changed in the preamble (see Section 4.9), something that guarantees a uniform style for the entire document.³

³It would be relatively easy to allow changes in style anywhere in the document, but this strikes me as bad policy. However, it is provided for with the `docstrip` option `noproonly`.

4.14 Sorting and Compressing Numerical Citations

Another package by Donald Arseneau, `cite.sty`, reimplements the entire (numerical) citation system such that one can control the punctuation and citation format, all of which is done by `natbib` as well. However, it also can sort and compress numerical citations, something that is required by some journals.

What this means is that when multiple citations are given with a single `\cite` command, the normal order of the numbers is in the sequence given. This is usually a wild list of numbers, such as [4,2,8,3]. With the `cite` package, this list becomes [2–4,8].

It is impossible to make the `cite` and `natbib` packages compatible, since both reimplement `\cite` from scratch. Instead, I have taken over some of the coding from `cite.sty`, modifying it for `natbib`. This coding is activated by including one of the options `sort` or `sort&compress` in the `\usepackage` command.

For author–year citations, the option `sort` orders the citations in a single `\citep` or `\citet` command into the sequence in which they appear in the list of references. This is normally alphabetical first, year second. This should avoid citations of the type: “James et al. (1994b,a)”. For author–year mode, the `sort&compress` option is identical to `sort`.

4.15 Long Author List on First Citation

A feature that has often been requested by otherwise happy users of `natbib` is one that is found in the `harvard` package as standard: with the first citation of any reference, the full author list is printed, and afterwards only the abbreviated list. One can control this with `\citet*` for the first citation, and `\citet` or `\citep` thereafter. However, the automatic feature is very desired.

This can be activated with the option `longnamesfirst`.

`\shortcites` Some references have so many authors that you want to suppress the automatic long list only for them. In this case, issue

```
\shortcites{<key-list>}
```

before the first citations, and those included in *key-list* will have a short list on their first citation.

Full author lists can still be forced at any time with the starred variants.

5 Numerical Citations with Author–Year Styles

It is possible to produce numerical citations with any author–year `.bst` file, with minimal change to the text. The commands `\citet` and `\citep` will produce sensible results in both modes, without any special editing. Obviously, the opposite is not possible; a `.bst` file intended for numerical citation can never produce author–year citations, simply because the information is not transferred to the auxiliary file.

5.1 Selecting Numerical Mode

By default, `natbib` is in author–year mode. This can be changed by

1. selecting a numerical bibliography style with predefined citation style, defined either in the package or in the local configuration file;
2. giving options `numbers` or `super` to the `\usepackage` command;
3. issuing `\bibpunct` with the 4th mandatory argument set to `n` or `s`;
4. issuing `\citestyle` with the name of a predefined numerical bibliography style.

The methods are listed in order of increasing priority.

The `natbib` package will automatically switch to numerical mode if any one of the `\bibitem` entries fails to conform to the possible author–year formats. There is no way to override this, since such an entry would cause trouble in the author–year mode.

There are certain special ‘numerical’ styles, like that of the standard `alpha.bst`, which include a non-numerical label in place of the number, in the form

```
\bibitem[ABC95]{able95}
```

As far as `natbib` is concerned, this label does not conform to the author–year possibilities and is therefore considered to be numerical. The citation mode switches to numerical, and `\cite{able95}` prints [ABC95].

See however, the end of Section 4.6 for another possibility. The above result can be achieved with

```
\bibitem[ABC95()] {able95}
```

6 Local Configuration

For $\text{\LaTeX} 2_{\epsilon}$, it is possible to add a local configuration file `natbib.cfg`, which is read in, if it exists, at the end of the package. It may thus contain coding to supcede that in the package, although its main purpose is to allow the user to add his own `\bibstyle@bst` definitions to couple citation punctuation with local bibliography styles.

7 Options with $\text{\LaTeX} 2_{\epsilon}$

One of the new features of $\text{\LaTeX} 2_{\epsilon}$ is *options* for the packages, in the same way as main styles (now called *classes*) can take options. This package is now installed with

```
\documentclass[...]{...}
\usepackage[options]{natbib}
```

The options available provide another means of specifying the punctuation for citations:

`round` (default) for round parentheses;

`square` for square brackets;

`curly` for curly braces;

`angle` for angle brackets;

`colon` (default) to separate multiple citations with colons;

`comma` to use commas as separators;

`authoryear` (default) for author–year citations;

`numbers` for numerical citations;

`super` for superscripted numerical citations, as in *Nature*;

`sort` orders multiple citations into the sequence in which they appear in the list of references;

`sort&compress` as `sort` but in addition multiple numerical citations are compressed if possible (as 3–6, 15);

`longnamesfirst` makes the first citation of any reference the equivalent of the starred variant (full author list) and subsequent citations normal (abbreviated list);

`sectionbib` redefines `\thebibliography` to issue `\section*` instead of `\chapter*`; valid only for classes with a `\chapter` command; to be used with the `chapterbib` package;

`nonamebreak` keeps all the authors’ names in a citation on one line; causes overfull hboxes but helps with some `hyperref` problems.

If any of the formatting options are selected, the predefined citation styles in the commands `\bibstyle@bst` will be no longer be effective. If either `\bibpunct` or `\citestyle` is given in the preamble, the above punctuation options will no longer hold.

8 As Module to Journal-Specific Styles

Although `natbib` is meant to be an all-purpose bibliographic style *package*, it may also be incorporated as a module to other packages for specific journals. In this case, many of the general features may be left off. This is allowed for with `docstrip` options that not only leave off certain codelines, but also include extra ones. So far, options exist for

`subpack` produces a basic version with author–year only, fixed citation punctuation, no `\bibpunct` nor `\citestyle` nor predefined styles;

`subpack,egs` for journals of the *European Geophysical Society*, in particular *Non-linear Processes in Geophysics*;

`subpack,agu` for *American Geophysical Union* journals.

The `subpack` option must always be used with `package`.

Previous options `jgr` and `gr1` have become obsolete due to revisions in these journals; they have been replaced by the more general `agu` option.

9 Reference Sheet

A summarization of the main points on using `natbib` can be obtained by \LaTeX ing the file `natnotes.tex`, which is extracted from the main source file `natbib.dtx` with the `docstrip` option `notes`. This is intended to act as a handy reference sheet.

This file should be extracted automatically by the supplied installation file, `natbib.ins`.

10 Options with docstrip

The source `.dtx` file is meant to be processed with `docstrip`, for which a number of options are available:

`all` includes all of the other interfaces;

`apalike` allows interpretation of minimal `apalike` form of `\bibitem`;

`newapa` allows `\citeauthoryear` to be in the optional argument of `\bibitem` along with the punctuation commands of `newapa.sty`;

`chicago` is the same as `newapa`;

`harvard` includes interpretation of `\harvarditem`;

`astron` allows `\astroncite` to appear in the optional argument of `\bibitem`;

`authordate` adds the syntax of the `\citename` command.

This package file is intended to act as a module for other class files written for specific journals, in which case the flexible `\bibstyle@bst` commands are not wanted. Punctuation and other style features are to be rigidly fixed. These journal options are

`agu` for journals of the *American Geophysical Union*;

`egs` for journals of the *European Geophysical Society*, in particular *Nonlinear Processes in Geophysics*.

The remaining options are:

`package` to produce a `.sty` package file with most comments removed;

209 (together with `package`) for a style option file that will run under the older \LaTeX 2.09;

`subpack` (together with `package`) for coding that is to be included inside a larger package; even more comments are removed, as well as \LaTeX 2 ϵ option handling and identification; produces a basic `natbib` package for author–year only, fixed citation style (punctuation);

`notes` extracts a summary of usage to be used as a reference sheet; the resulting file is to be \LaTeX ed;

`nopreonly` allows `\citestyle` and `\bibpunct` to be called anywhere in the text; this is considered possibly useful with the `chapterbib` package where different chapters might have different bibliography and citation styles; is only provided in case I change my mind about this feature, but for now I refuse to implement it;

`driver` to produce a driver `.drv` file that will print out the documentation under $\text{\LaTeX} 2_{\epsilon}$. The documentation cannot be printed under $\text{\LaTeX} 2.09$.

The source file `natbib.dtx` is itself a driver file and can be processed directly by $\text{\LaTeX} 2_{\epsilon}$.