

Radio Frequency Spectra of 388 Bright 74 MHz Sources

J. F. Helmboldt¹

N. E. Kassim¹

A. S. Cohen¹

W. M. Lane¹

T. J. Lazio¹

joe.helmboldt@nrl.navy.mil

ABSTRACT

As a service to the community, we have compiled radio frequency spectra from the literature for all sources within the VLA Low Frequency Sky Survey (VLSS) that are brighter than 15 Jy at 74 MHz. Over 160 references were used to maximize the amount of spectral data used in the compilation of the spectra, while also taking care to determine the corrections needed to put the flux densities from all reference on the same absolute flux density scale. With the new VLSS data, we are able to vastly improve upon previous efforts to compile spectra of bright radio sources to frequencies below 100 MHz because (1) the VLSS flux densities are more reliable than those from some previous low frequency surveys and (2) the VLSS covers a much larger area of the sky ($\delta > -30^\circ$) than many other low frequency surveys (e.g., the 8C survey). In this paper, we discuss how the spectra were constructed and how parameters quantifying the shapes of the spectra were derived. Both the spectra and the shape parameters are made available here to assist in the calibration of observations made with current and future low frequency radio facilities.

Subject headings: catalogs — surveys — radio continuum: general

¹Naval Research Laboratory, Code 7213, 4555 Overlook Avenue SW, Washington, DC 20375-5351

1. Introduction

With the implementation of the 74 MHz system for the Very Large Array (VLA; Kassim et al. 2007) and the development of the Long Wavelength Array (LWA; Kassim et al. 2006) and the Low Frequency Array (LOFAR; Kassim et al. 2004), a new wavelength regime is becoming available for extragalactic astronomy. The spatial resolution of the 74 MHz VLA system (~ 25 arcsec, and as good as ~ 10 arcsec with the Pie Town link; Lazio et al. 2006) is vastly superior to previous low frequency instruments (e.g. the Clark Lake Radio Observatory TPT array had a resolution of 74 arcmin at 5 MHz); the LWA and LOFAR will have even better resolution (approaching 1 arcsec at 74 MHz). This will allow for spatially resolved studies of relatively nearby galaxies and large surveys of extragalactic sources with relatively small angular sizes at low frequencies that were not possible before.

An important first step into this new area of extragalactic astronomy is the VLA Low-frequency Sky Survey (VLSS; Cohen et al. 2007). The VLSS is a nearly completed survey of the northern sky (declinations $> -30^\circ$) with the VLA at 74 MHz with 80 arcsec resolution and an rms noise ~ 100 mJy. From the VLSS observations, an image database and a catalog of $\sim 68,000$ sources have been constructed and made publicly available¹. For the vast majority of sources within the VLSS catalog, the VLSS 74 MHz flux density represents the best and/or only low-frequency measurement available. This, along with an extensive literature search of the latest available flux density measurements at other frequencies, has allowed us to extend reliably the spectra of most major radio sources to below 100 MHz for the first time. These data will provide a better understanding of the nature of extragalactic radio sources. The data will also be useful for interpolating the flux densities of bright radio sources at low and intermediate frequencies for use as calibrators for the next generation of low frequency radio telescopes now being developed. In this paper, we discuss how the spectra were obtained and by what means we have chosen to characterize their shapes.

2. The Spectra

2.1. Compilation of Spectral Data

In order to produce a sample of low frequency (< 100 MHz) sources which are likely to have been previously observed and detected at other frequencies, we have limited ourselves to the brightest VLSS sources. To ensure that the 74 MHz VLSS flux densities of these

¹<http://lwa.nrl.navy.mil/VLSS>

sources are accurate, we have chosen a peak brightness limit of 15 Jy beam^{-1} at 74 MHz. For about 95% of the sources in the VLSS catalog, this limit is at least 100 times the local rms of the VLSS images and is ~ 100 times larger than the estimated magnitude of any systematic bias(es) (e.g., clean bias; see Condon et al. 1998) in the measured flux densities (Cohen et al. 2007).

We have also further refined the source list within the VLSS catalog to account for sources with relatively large angular sizes and significant amounts of structure. Since the VLSS catalog was constructed by fitting Gaussian components to significant ($> 5\sigma$) peaks in the images (see Cohen et al. 2007), it is possible that such a source was broken up and its components were cataloged separately. To compensate for this, we have searched the catalog for groups of Gaussian components that overlap on the sky. For this purpose, the outer boundary of each component was defined to be an ellipse with the same position and position angle as the Gaussian fit and which extends 3σ from the center (i.e., with major and minor axes equal to $3a/\sqrt{8\ln 2}$ and $3b/\sqrt{8\ln 2}$ where a and b are the full widths at half maximum of the Gaussian fit along the major and minor axes, respectively). Components that had outer boundaries that were defined in this manner which intersected were considered to be overlapping and components of the same source. For each of these groups, the position and peak brightness of the group was taken to be the position and peak brightness of the component with the largest peak brightness. The components of these groups were not considered as separate sources for the work presented here. The largest of these multi-component sources have 4–7 components and angular sizes of ~ 1 arcminute. On average, the unaltered VLSS catalog contains about 2.2 sources per square degree, making it unlikely that a significant number of these multi-component sources are caused by chance projections of physically unrelated sources.

There are 388 VLSS sources with peak 74 MHz brightnesses $> 15 \text{ Jy beam}^{-1}$, 25 of which have multiple components according to the above definition. To begin our construction of the radio frequency spectra of these 388 sources, we have chosen to search within five major radio surveys to obtain flux density measurements for these sources at roughly 300, 1400, and 5000 MHz. By using these well known radio surveys which have been used extensively in the literature and which have proven to provide reliable flux densities, we will ensure that each spectrum has a set of "anchor points". These anchor points will help constrain the shape of each spectrum for intermediate to higher frequencies, even when more data from the literature are added at other frequencies (see below) which may be less reliable. To cover the entire range in declination spanned by the VLSS, we have searched both the Westerbork Northern Sky Survey (WENSS; 327 MHz; Rengelink et al. 1997), which covers the northern sky above a declination of 30° and the Texas Survey of Radio Sources (TXS; 365 MHz; Douglas et al. 1996), which spans a declination range between -35° and 71.5° .

Similarly, in order to obtain 5000 MHz flux densities, we have searched both the Parkes-MIT-NRAO Sky Surveys (PMN; 4850 MHz; Wright et al. 1994, 1996; Griffith et al. 1995) and the GB6 Catalog of Radio Sources (GB6; 4850 MHz; Gregory et al. 1996), which cover the declination ranges of $-87.5^\circ < \delta < 10^\circ$ and $0^\circ < \delta < 75^\circ$, respectively. For the 1400 MHz flux densities, we have chosen the NRAO VLA Sky Survey (NVSS; Condon et al. 1998) which covers all declinations above -40° . We have searched all five catalogs for matches to VLSS sources with a search radius of 40 arcsec (i.e., one half the FWHM of the VLSS beam). For each source with multiple components, the search was performed separately for each component and the flux densities from any matches were added together. For any source with matches to sources from both the WENSS and TXS catalogs, the flux density of the WENSS source was used. For any source with matches to sources from both the PMN and GB6 catalogs, an average of the flux densities from the two matches was used. For sources with declinations $> 75^\circ$ that are beyond the areas covered by the PMN and GB6 catalogs, other references from the literature were used for the 5000 MHz flux density (see below). The basic properties of these five catalogs are summarized in Table 1. The flux densities from all of these surveys except TXS are on the absolute flux density scale of Baars et al. (1977), as are the VLSS flux densities. To put the TXS flux densities onto the Baars et al. (1977) scale, we multiplied them by a factor of 1.041 (Douglas et al. 1996).

In order to obtain additional spectral data for each source, we have also performed a more thorough search of the literature using the Astrophysical CATalogs support System (CATS) database² (Verkhodanov et al. 1997). The CATS database provides a searchable compilation of radio flux densities for sources taken from over 350 different references. From this list of references, we have excluded those that are compilations of flux densities from the literature and contain no new data as well as those that used very long baseline interferometry (VLBI), as such observations may miss a significant amount of the total flux density of a source. For each reference with at least one match to a VLSS source, we determined the multiplicative factor needed to put the flux densities on the Baars et al. (1977) scale. This was done using (1) information contained within the reference, (2) the flux density of Cygnus A or Taurus A reported in the reference, or (3) the flux density of a bright source reported in the reference that had a flux density at a similar frequency from another reference for which the factor needed to put it on the Baars et al. (1977) scale was known. Each reference with at least one match to a VLSS source is listed in Table 2 with its Baars et al. (1977) scale factor, observing frequency, and CATS name.

As above, we searched the references in Table 2 for matches to VLSS sources with a

²<http://cats.sao.ru>

search radius of 40 arcsec. Again, for each source with multiple components, the search was done separately for each component and the resulting spectra were combined into one composite spectrum. For a source with matches from multiple references at the same observing frequency, the flux densities from the references were averaged and their uncertainties were added in quadrature. From the list of references available through the CATS database, we excluded all references with observing frequencies of 327, 365, and 1400 MHz for all sources and those with an observing frequency of 4850 MHz for sources with declinations $< 75^\circ$ (i.e., the area covered by the PMN and GB6 catalogs). This was done to ensure that we would have reliable "anchor points" within the spectra at these frequencies to compensate for any spurious points obtained from smaller, possibly less complete surveys.

For each of the 388 sources with a peak brightness at 74 MHz > 15 Jy beam $^{-1}$, the complete spectrum is given in Table 3. For each source, we have also included an alternate name obtained from a search in the NASA/IPAC Extragalactic Database (NED), as well as the number of Gaussian components attributed to the sources, given as N_{GC} . For each source, its spectrum is listed with each frequency given in MHz followed by a colon to separate these entries from the flux densities. The flux densities and their 1σ uncertainties as they were reported in their respective references are given in Jy. Again, we emphasize that any source with a flux density listed at 327, 365, 1400, or 4850 MHz that is within the survey areas of the WENSS, TXS, NVSS, PMN, or GB6 catalogs, the flux density listed is taken from one of these five catalogs as described above. Flux densities listed at other frequencies come from a multitude of references (see Table 2), and should be used with greater caution. Flux densities at all frequencies are on the Baars et al. (1977) absolute flux density scale. All spectra are also plotted in Fig. 1-16 with the name of each source at the top of each panel. For sources with multiple components, the flux density at 74 MHz of the brightest component is also plotted separately as a \times to provide an idea of how much the other components within the source contribute to the total flux density.

2.2. Spectral Shapes

To provide quantitative estimates of the shapes of the spectra presented here, we have used the following method to derive spectral parameters for the vast majority of the sources. As a first step, for all sources with flux densities from the TXS or WENSS catalogs, the NVSS catalogs, and the PMN and/or GB6 catalogs, a power law was fit to these three higher frequency data points. For sources at declinations larger than 75° which cannot be within the PMN or GB6 catalogs, a power law was fit to all data with $\nu > 300$ MHz obtained from the CATS database searches. The slopes of these fits, $\alpha_{>300}$, and the flux

densities extrapolated to 74 MHz, F_{ext} , are listed for all sources, where applicable, in Table 4. For sources without a relatively large number of available flux densities, the values of $\alpha_{>300}$ and the differences between F_{ext} and the observed VLSS flux densities may serve as a way to roughly characterize the shapes of the spectra from lower to higher frequency. The power-law fits are plotted with the data in the panels of Fig. 1-16 as dashed lines.

For sources with larger numbers of available flux densities, it is possible to determine a more detailed quantitative representation of their spectral shapes. We have done this by fitting to the spectrum of each object with five or more flux densities (including the VLSS 74 MHz measurement) the following function

$$Y = A + BX + C \exp(DX) \quad (1)$$

where $Y = \log F_\nu / 1 \text{ Jy}$ and $X = \log \nu / 74 \text{ MHz}$, using a Levenberg-Marquardt least-squares minimization routine. This function was chosen rather than, for example, a higher order polynomial, because Kuehr et al. (1981) demonstrated that the spectra of the vast majority of bright radio sources are well approximated by either a simple power law or by equation (1). Because of this, we will refer to spectral fits that use equation (1) as Kuehr fits for convenience. For the case of spectra which "turn-over" at lower frequencies due to some form of spectral cutoff or absorption, the optical depth of the turnover at 74 MHz is given by $\tau = -C / \log e$ and τ varies with frequency according to $\tau \propto \nu^{D \log e}$.

For the Kuehr fits, we used the power-law fits to the > 300 MHz data described above with the VLSS 74 MHz flux density to compute estimates for the A , B , and C parameters. The rms scatter about each of these power-law fits was also used with the uncertainty in the 74 MHz flux density to compute a 1σ uncertainty in the C parameter estimate. The Kuehr fits were then performed using these initial guesses with an initial guess for D set to $-2.1 / \log e$, as expected for the case of free-free absorption (Condon 1992). The least-squares fitting routine used has the ability to perform the χ^2 minimization while not allowing each of the free parameters to be outside of a given range of values. We took advantage of this to ensure that Kuehr fits did not yield parameters that were in poor agreement with the > 300 MHz data fits that used data from a shorter list of reliable references (i.e., Table 1). To achieve this, we used the following constraints on the free parameters. For each case where $\alpha_{>300} < 0$, B was constrained to be between -10 and 0.5; for each case where $\alpha_{>300} \geq 0$, B was constrained to be between -0.5 and 10. For sources where the estimate for C plus its 1σ uncertainty was > 0 , C was constrained to be between -1 and 100. For each case where the estimate for C minus its 1σ uncertainty was < 0 , C was constrained to be between -100 and 1. Finally, for each instance where the estimate for C was within $\pm 1\sigma$ of being zero, C was constrained to be between -100 and 100. For all fits, D was constrained to be between -25 and 25. All of these constraints were designed to ensure that the fitting routine worked

properly and did not return parameters that were exceedingly unrealistic.

For each source, we also fit a simple power-law (i.e., $Y = A + BX$) to the entire spectrum to assess the need for the more complex model given in equation (1), using a standard linear least-squares fit. For each of the Kuehr and power-law fits, the fit was performed twice. The first fit was done in the standard way of weighting each flux density by σ^{-2} , where σ is its estimated uncertainty. However, in many cases, the estimated uncertainties in the flux densities given by the appropriate authors underestimate the amount of scatter in the actual spectra due to the effects of merging several catalogs of different sensitivities and spatial resolutions, the time variability of some sources, inherent complex spectral structures, and so on. Because of this, the second fit was performed by weighting each flux density by its absolute deviation from the initial fit (in log-space) in order to give lower weight to possibly spurious data points. For each Kuehr fit, this second fit was performed using the parameters from the first fit as initial guesses and using the same parameter constraints as were used in the first fit.

Since the estimated uncertainties in the flux densities were not used in the final fits, we have chosen not to assess the quality of the fits using the formal reduced χ^2 of each fit. Instead, we have chosen to use the following

$$\text{rms}_{Y-Y_{fit}} = \sqrt{\frac{\sum_{i=1}^{N_\nu} (Y_i - Y_{fit,i})^2}{N_\nu - N_p}} \quad (2)$$

where Y is the log of the observed flux density, Y_{fit} is the fitted value at the same frequency, N_ν is the number of flux densities in the spectrum, and N_p is the number of parameters in the fit (i.e., $N_p = 4$ for Kuehr fits and $N_p = 2$ for the power-law fits). Given the inclusion of N_p in the denominator of equation (2), this quantity is not strictly the root-mean-squared difference between the fit and the data, but since it is similar, we have elected to refer to this quantity as an "rms" for convenience. For any source where $\text{rms}_{Y-Y_{fit}}$ is lower for the simple power-law fit than that for the Kuehr fit (which is true for about 56% of the sources with $N_\nu > 5$), we have dropped the values for C and D and have adopted values for A and B from the power-law fit. The resulting values for A , B , C , and D are listed in Table 4 along with values of $\text{rms}_{Y-Y_{fit}}$. The fitted curves corresponding to these parameters are plotted in the panels of Fig. 1-16 as red solid lines. For cases where $\text{rms}_{Y-Y_{fit}} > \log 1.5$ (i.e., the fit and the data differ by more than 50% on average), 31 sources in all, the curves are blue.

3. Discussion

The spectra for the 388 bright 74 MHz sources presented here are provided as a service to the low frequency radio astronomy community. Because these spectra have improved accuracy at low frequencies, they will provide an excellent list of possible calibration sources for current (e.g., GMRT, VLA) and future (e.g., EVLA, LWA, LOFAR, MWA) facilities capable of observing at frequencies $\lesssim 100$ MHz. In general, the spectral fits discussed above will provide an adequate means of interpolating to frequencies not specifically contained in the spectra as they are presented here. However, we caution the reader that using these fits to extrapolate beyond the frequency ranges of the spectra used to generate the fits is not advisable. This can be seen in several examples in the panels of Fig. 1-16 where the fitted curve turns dramatically upward or downward beyond the lowest or highest frequency data point. One must also be wary of sources where $\text{rms}_{Y-Y_{fit}}$ is abnormally high. In Fig. 1-16, we have highlighted the 31 cases where $\text{rms}_{Y-Y_{fit}} > \log 1.5$. In many of these cases, one or two aberrant points have inflated the value of $\text{rms}_{Y-Y_{fit}}$. However, there are other cases where the shapes of the spectra were too complex to fit with equation (1). Possibly the best example of this is VLSS J031948.1+413042.5 (see Fig. 3, bottom row, second from the left). The complicated "S" shape of this source's spectrum was fit so poorly by equation (1) that formally, a simple power-law fit the spectrum better. In these instances, the reader is encouraged to use an alternative method of interpolation. We also stress that we have included the $\text{rms}_{Y-Y_{fit}}$ values in Table 4 so that one may use different limits on the quality of the fits (i.e., instead of $\text{rms}_{Y-Y_{fit}} > \log 1.5$) to determine which spectra have fitted spectral parameters that can be trusted.

Finally, we acknowledge that the spectral parameters presented here also allow for a more detailed study of the properties and physical nature of low frequency radio sources. For instance, there are some sources which have virtually no higher frequency data, implying very steep-spectrum sources. Many of the spectra have shapes that change from lower to higher frequencies, implying that processes such as intrinsic or extrinsic free-free absorption, synchrotron self-absorption, and spectral aging may play a role within these objects. However, we have set aside such analyses to subsequent papers where the spectral properties may be discussed in more detail and, when completed, the entire VLSS catalog may be used.

The authors would like to thank K. Kellerman and W. Erickson for useful comments and suggestions. This research was performed while the lead author held a National Research Council Research Associateship Award at the Naval Research Laboratory. Basic research in astronomy at the Naval Research Laboratory is supported by 6.1 base funding. The National Radio Astronomy Observatory is a facility of the National Science Foundation

operated under cooperative agreement by Associated Universities, Inc. This research has made use of the NASA/IPAC Extragalactic Database (NED) which is operated by the Jet Propulsion Laboratory, California Institute of Technology, under contract with the National Aeronautics and Space Administration.

REFERENCES

- Baars, J. W. M., Genzel, R., Pauliny-Toth, I. I. K., & Witzel, A. 1977, *A&AS*, 61, 99
- Condon, J. J. 1992, *ARA&A*, 30, 575
- Condon, J. J., et al. 1998, *AJ*, 115, 1693
- Cohen, A., et al. 2007, *ApJ*, submitted
- Douglas, et al. 1996, *AJ*, 111, 1945
- Gregory, P. C., et al. 1996, *ApJS*, 103, 427
- Griffith, et al. 1995, *ApJS*, 97, 347
- Kassim, N.E., Lazio, T.J.W., Ray, P.S., Crane, P.C., Hicks, B.C., Stewart, K.P., Cohen, A.S., & Lane, W.M. 2004, *Planet. Space Sci.*, 52, 1343
- Kassim, N. E., Polisensky, E. J., Clarke, T. E., Hicks, B. C., Crane, P. C., Stewart, K. P., Ray, P. S., Weiler, K. W., Rickard, L. J., Lazio, T. J. W., Lane, W. M., Cohen, A. S., Nord, M. E., Erickson, W. C., Perley, R. A. 2006, in *From Clark Lake to the Long Wavelength Array: Bill Erickson's Radio Science* eds. Kassim, N., Perez, M., Junor, M., & Henning, P. (San Francisco: ASP), 345, 392
- Kassim, N. E., Lazio, T. J. W., Erickson, W. C., Perley, R. A., Cotton, W. D., Greisen, E. W., Cohen, A. S., Hicks, B., Schmitt, H. R., & Katz, D. 2007, *ApJS*, in press
- Kuehr, H., Witzel, A., Pauliny-Toth, I. I. K., & Nauber, U. 1981, *A&A*, 45, 367
- Lazio, T. J. W., Cohen, A. S., Kassim, N. E., Perley, R. A., Erickson, W. C., Carilli, C. L., & Crane, P. C. 2006, *ApJ*, 642, L33
- Rengelink, et al. 1997, *A&AS*, 124, 259
- Wright, et al. 1994, *ApJS*, 91, 111
- Wright, et al. 1996, *ApJS*, 103, 145

Verkhodanov, O. V., Trushkin, S. A., Andernach, H., & Chernenkov, V. N. 1997, The CATS database to operate with astrophysical catalogs, in *Astronomical Data Analysis Software and Systems VI*, ed. G. Hunt, & H. E. Payne, ASP Conf. Ser., 125, 322

Table 1. High Frequency References

Name (1)	Abbrev. (2)	ν (GHz) (3)	f_{Baars} (4)	FWHM_B (arcsec) (5)	$\overline{\text{rms}}$ (mJy/beam) (6)	Dec. Range (7)	Reference (8)
The Westerbork Northern Sky Survey	WENSS	0.325	1	54	3.6	$\delta > 30^\circ$	Rengelink et al. (1997)
The Texas Survey of Radio Sources	TXS	0.365	1.041	~ 60	20	$-35.5^\circ < \delta < 71.5^\circ$	Douglas et al. (1996)
The NRAO VLA Sky Survey	NVSS	1.4	1	45	0.45	$\delta > -40^\circ$	Condon et al. (1998)
The Parkes-MIT-NRAO Sky Surveys	PMN	4.85	1	250	~ 7	$-87.5^\circ < \delta < -37^\circ$	Wright et al. (1994) (PMN S)
		4.85	1	250	14	$-37^\circ < \delta < -29^\circ$	Wright et al. (1996) (PMN Z)
		4.85	1	250	8	$-29^\circ < \delta < -9.5^\circ$	Wright et al. (1994) (PMN T)
		4.85	1	250	8	$-9.5^\circ < \delta < 10^\circ$	Griffith et al. (1995) (PMN E)
The GB6 Catalog of Radio Sources	GB6	4.85	1	210	5	$0^\circ < \delta < 75^\circ$	Gregory et al. (1996)

Note. — Col. (1): Full name of the survey used. Col. (2): Abbreviated survey name. Col. (3): Survey observing frequency, in GHz. Col. (4): Multiplicative factor applied to the flux densities to put them on the Baars et al. (1977) flux density scale. Col. (5): Approximate full width and half maximum (FWHM) of the survey beam. Col. (6): Approximated typical rms noise for the survey observations/images. Col. (7): The declination range of the survey. Col. (8): The reference for the survey.

Table 2. References for Spectral Data

Name	f_{Baars}	ν (MHz)	Reference
(1)	(2)	(3)	(4)
Single Frequency Catalogs			
UTR	1	16.7	Braude, et al. 1978, 85, Ap&SS,
RCS86	0.992	22	Roger, et al. 1986, A&AS, 65, 485
VE	1	26.3	Viner & Erickson 1975, AJ, 80, 931
NEK	1	30.9	Kassim 1988, ApJS, 68, 715
8C	0.818	38	Hales, et al. 1995, MNRAS, 274, 447
IPS81	1	81.5	Purvis, et al. 1987, MNRAS, 229, 589
RH74	1	81.5	Readhead 1974, MmRAS, 78, 1
6CII	0.904	151	Hales, et al. 1988, MNRAS, 234, 919
6CVI	0.904	151	Hales, et al. 1993, MNRAS, 262, 1057
6CI	0.904	151	Hales, et al. 1993, MNRAS, 263, 25
6CV	0.904	151	Hales, et al. 1993, MNRAS, 262, 1057
6CIII	0.904	151	Hales, et al. 1990, MNRAS, 246, 256
6CIV	0.904	151	Hales, et al. 1991, MNRAS, 251, 46
7CG	1.237	151	Vessey 1998, MNRAS, 294, 607
7C4	1.237	151	Waldram, et al. 1996, MNRAS, 282, 779
7C	1.237	151	McGilchrist, et al. 1990, MNRAS, 246, 110
7C5	1.237	151	Pooley 1998, MNRAS, 298, 637
7Cn	1.237	151	Riley, et al. 1999, MNRAS, 306, 31
7CJR	1.237	151	Riley, et al. 1999, MNRAS, 306, 31
7C2	1.237	151	Visser, et al. 1995, A&AS, 110, 419
7C3	1.237	151	Lacy, et al. 1995, MNRAS, 276, 614
3CR	1.256	159	Bennett 1961, MmRAS, 68, 163
4C	1.067	178	Gower, 1967, MmRAS, 71, 49
MIYUN	1	232	Zhang, et al. 1997, A&AS, 121, 59
WSRTG	1	327	Taylor, et al. 1996, ApJS, 107, 239
USSW	1	352	de Breuck, et al. 2002, A&A, 394, 59
WISH	1	352	de Breuck, et al. 2002, A&A, 394, 59
4C_M2	1.019	408	Munro 1971, AuJPh, 24, 617
4C_M1	0.954	408	Munro 1971, AuJPh, 24, 263
40P	1	408	Higgs 1991, JRASC, 85, 24

Table 2—Continued

Name	f_{Baars}	ν (MHz)	Reference
(1)	(2)	(3)	(4)
5C76	1.091	408	Pearson 1978, MNRAS, 182, 273
5C8	1.091	408	Green 1984, MNRAS, 211, 433
B3.3	1.091	408	Altieri, et al. 1999, UNPUB,
B3.1	1.091	408	Ficarra, et al. 1985, A&AS, 59, 255
B2	1.091	408	Colla, et al. 1970, A&AS, 1, 281
B3.2	1.091	408	Pedani 1999, A&A, 350, 368
MRC1J	1.095	408	McCarthy, et al. 1996, ApJS, 107, 19
MDS1	1.070	408	Robertson 1977, AuJPh, 30, 209
MDS2	1.070	408	White 1984, PASAu, 5, 290
MRC	1	408	Large, et al. 1991, Obs, 111, 72
A2199	1	608.5	Roland, et al. 1990, A&A, 231, 327
22W	1.754	610	Gisler 1979, A&A, 76, 109
45W	1	610	Matthews, et al. 1983, A&A, 126, 433
SUMSS	1	843	Bock, et al. 1999, AJ, 117, 1578
21CMB	0.983	1410	Reich, et al. 1990, A&AS, 83, 539
QSO_Q	1.025	1410	Quiniento, et al. 1990, A&AS, 83, 393
AGN1C	1	1411	Condon 1982, AJ, 87, 739
OHIO	1	1415	Ehman, et al. 1974, AJ, 79,
B3IDN	1	1465	Vigotti, et al. 1989, AJ, 98, 419
7CQ	1	1490	Riley, et al. 1999, MNRAS, 307, 293
CLO92	1	1500	Owen, et al. 1992, ApJS, 80, 501
SNRs2	1	1500	Sramek, et al. 1992, AJ, 104, 704
SNRs1	1	1500	Sramek, et al. 1992, AJ, 104, 704
PKSFL	1.024	2290	Duncan 1993, PASAu, 10, 310
PKS05	1.024	2290	Drinkwater 1997, MNRAS, 284, 85
11CMA	1.020	2695	Wall & Peacock 1985, MNRAS, 216, 173
11CMB	0.915	2695	Fuerst, et al. 1990, A&AS, 85, 805
CL_An	0.928	2695	Haslam, et al. 1978, A&AS, 31, 99
NEP	1	2695	Loiseau, et al. 1988, A&AS, 75, 67
BKB77	1.006	2700	Bridle, et al. 1977, AJ, 82, 21
Kes76	1.034	2700	Kesteven, et al. 1976, AJ, 81, 919

Table 2—Continued

Name	f_{Baars}	ν (MHz)	Reference
(1)	(2)	(3)	(4)
RZ	1	3750	Mingaliev, et al. 1991, SvAL, 17, 332
COLD2	1	3900	Parijskij, et al. 1992, A&AS, 96, 583
COLD1	1	3900	Parijskij, et al. 1991, A&AS, 87, 1
Z2S	1.042	3900	Larionov 1991, SoSAO, 68, 14
Z2D	1	3900	Larionov et al. 1994, AA&S, 106, 119
Z2i	1.042	3900	Amirkhanyan, et al. 1989, Mir,
POL_Z	1	4750	Zukowski, et al. 1999, A&AS, 135, 571
OCL83	1	4755	Owen, et al. 1983, AJ, 88, 1
GT	1.024	4760	Gregory & Taylor 1986, AJ, 92, 371
SRCA1	0.981	4760	Altschuler 1986, A&AS, 65, 267
MITG1	1	4775	Bennett, et al. 1986, ApJS, 61, 1
NAIC5	1	4775	Lawrence, et al. 1983, ApJS, 51, 67
MITG2	1	4830	Langston, et al. 1990, ApJS, 72, 621
MITG3	1	4830	Griffith, et al. 1990, ApJS, 74, 129
MITG4	1	4830	Griffith, et al. 1991, ApJS, 75, 801
DSUR5	0.985	4850	Pauliny-Toth 1980, A&A, 85, 329
NCP5	0.985	4850	Pauliny-Toth, et al. 1978, A&AS, 34, 253
6CMB	0.943	4875	Altenhoff, et al. 1978, A&AS, 35, 23
MGV	1	4885	Herold, 1996, MIT, T00, L
MGVLA	1	4885	Lawrence, et al. 1986, ApJS, 61, 105
RGB1	1	4885	Laurent-Muehleisen, et al. 1997, A&AS, 122, 235
VLA_B	1	4900	Becker, et al. 1994, ApJS, 91, 347
PKSG	1	5000	Haynes, et al. 1979, AuJPA, 48, 1
QSOKe	1	5000	Kellermann, et al. 1994, AJ, 108, 1163
SRCNR	1	5000	Bennett, et al. 1984, ApJS54, , 211
VSOP	1	5000	Hirabayashi, et al. 2000, PASJ, 52, 997
CLASS	1	8400	Myers, et al. 2003, MNRAS, 341, 1
JVAS	1	8400	Wrobel, et al. 1998
JVAS3	1	8400	Wilkinson, et al. 1998, MNRAS, 300, 790
JVAS2	1	8400	Browne, et al. 1998, MNRAS, 293, 257
PKS8G	0.975	8400	Wright, et al. 1991, MNRAS, 251, 330

Table 2—Continued

Name (1)	f_{Baars} (2)	ν (MHz) (3)	Reference (4)
NROH	1	10050	Handa, et al. 1987, PASJ, 39, 709
B3VLA	1	10550	Gregorini, et al. 1998, A&AS, 133, 129
S4G10	1	10800	Seielstad, et al. 1983, PASP, 95, 842
Ku18s	1	18500	Ricci, et al. 2004, A&A, 415, 549
Ku18f	1	18500	Ricci, et al. 2004, A&A, 415, 549
SRCTf	1	22000	Teraesranta, et al. 2001, A&A, 368, 431
VAR90	1	90000	Landau, et al. 1980, AJ, 85, 363
Multiple Frequency Catalogs			
UTR13	1	10-25	Braude, et al. 2002, Ap&SS, 280, 235
CUL	1.067,0.975	80,160	Slee 1995, AuJPh, 48, 143
PMNMi	1	96,2300,3900,7700,11200	Mingaliev, et al. 1998, BSAO, 46, 28
LFVAR	1	318,430,606,880,1400	Mitchell, et al. 1994, ApJS, 93, 441
WSRTW	1	327,608	Wieringa 1991, ULeid, T00, M
18P	1.058	408,1420	Wendker 1991, A&A, 241, 551
32P	1.091	408,1420	Leahy, et al. 1996, A&AS, 115, 345
5C13	1.091	408,1407	Benn 1995, MNRAS, 272, 699
5C20	1.091	408,1407	Birkinshaw 1986, MNRAS, 222, 731
5C14	1.091	408,1407	Benn 1991, MNRAS, 251, 253
5C12	1.091	408,1407	Benn, et al. 1982, MNRAS, 200, 747
52P	1.091	408,1420	Green, et al. 1995, MNRAS, 274, 324
54P	1.091	408,1420	Green, et al. 1995, MNRAS, 274, 324
51P	1.091	408,1420	Green, et al. 1995, MNRAS, 274, 324
5C5	1.091	408,1407	Pearson 1975, MNRAS, 171, 475
68P	1.091	408,1420	Green, et al. 1998, MNRAS, 301, 203
67P	1.091	408,1420	Green, et al. 1998, MNRAS, 301, 203
69P	1.091	408,1420	Green, et al. 1998, MNRAS, 301, 203
70P	1.091	408,1420	Green, et al. 1998, MNRAS, 301, 203
DRAO	1.091	408,1420	Higgs & Roger 1990
PKSW	0.994	468-5009	Wills 1975, AuJPA, 38, 1
CL_Re	1	843,408,1415	Reynolds 1986, Ph.D. thesis, U. Sydn.
COLDB	1	960-7700	Bursov, et al. 1996, ARep, 73, 1

Table 2—Continued

Name (1)	f_{Baars} (2)	ν (MHz) (3)	Reference (4)
KOV97	1	960,2300,3900,7700,11200,21650	Kovalev, et al. 1999, A&AS, 139, 545
9C	1	1400,4800,15000,22000,31000,43000	Bolton, et al. 2004, MNRAS, 354, 485
AGN_T	1	1400,2500,4800,8600	Tingay, et al. 2003, PASJ, 55, 351
IDV	1	1400,2400,4800,8600	Kedziora-Chudczer, 2001, MNRAS, 325, 1411
B3KMP	1	1410,4750	Kulkarni 1990, A&AS, 82, 41
USSC1	1	1465,4885,14965	Chambers, et al. 1996, ApJS, 106, 215
VLA4	1	1465,4885	Perley 1982, AJ, 87, 859
SRCU1	1	1480,4900	Ulvestad, et al. 1981, AJ, 86, 1010
CL_S1	1	1500,4900	Slee, 1989, AuJPh, 42, 633
GPSW	1	1500,5000	White, et al. 2005, AJ, 130, 586
GBIMO	1	2250,2700,8100,8300	Lazio, et al. 2001, ApJS, 136, 265
NCPMi	1	2300,3900,7700,11200,21700	Mingaliev, et al. 2001, A&A, 370, 78
NAIC	1	2695,4760,10700	Durdin, et al. 1975, NAICR, 45,
RGBE	1	2695,4760,10700	Reach, et al. 2000, A&A, 363, 141
S4	0.928,0.985,0.985	2700,5000,10700	Pauliny-Toth, et al. 1978, AJ, 83, 451
Z2_95	1.042	3900,7500	Gorshkov 1995, AZh, 72, 291
Z2A	1.042	3900,4800,7500,11200	Amirkhanyan, et al. 1992, AZh, 69, 225
HILW	0.904	4900,14800,86000	Wink, et al. 1982, A&A, 108, 227
UMVD	1	8000,14500	Aller, et al. 1985, ApJS, 59, 513
NRORM	1	9050,9550,10050,10550	Inoue, et al. 1995, PASJ, 47, 725
SRCT3	1	22000,37000,87000	Terasranta, et al. 2004, A&A, 427, 769
SRCTe	1	22000,37000,87000	Terasranta, et al. 1998, A&AS, 132, 305
QSOmm	1	87700,142000,230000	Reuter 1997, A&AS, 122, 271
AGN_S	1	90000,150000,230000	Steppe, et al. 1993, A&AS, 102, 611
SEST3	1	100000,230000	Tornikoski, et al. 1996, A&AS, 116, 157
ATCAL	1	several	Reynolds 1997
GPSDa	1	several	Dallacasa, et al. 2000, A&A, 363, 887
GPSSt	1	several	Stanghellini, et al. 1998, A&AS, 131, 303
GPSTi	1	several	Tinti, et al. 2005, A&A, 432, 31
PKS90	1.024	several	Wright 1990
RCSP	1	several	Burso, et al. 1996, BuSAO, 42, 5

Table 2—Continued

Name	f_{Baars}	ν (MHz)	Reference
(1)	(2)	(3)	(4)
SRC_N	0.994	several	Niell, 1972, Ph.D. thesis, Corn. U.

Note. — Col. (1): Name of the catalog used in the CATS database. Col. (2): Multiplicative factor applied to the flux densities to put them on the Baars et al. (1977) flux density scale. Col. (3): The observing frequency/ies of the catalog. Col. (4): The reference for the catalog.

Table 3. The Spectra

J0000+554 87GB 235746.2+552220 , $N_{GC} = 1$, $\alpha = 00:00:20.4$ $\delta = +55:39:06.1$											
74:	15.92	0.37	327:	5.20	5.78	408:	4.61	0.03	4850:	0.47	0.04
325:	5.78	0.01	365:	6.03	0.14	1400:	1.52	0.05			
J0003-173 *[HB89] 0000-177 , $N_{GC} = 1$, $\alpha = 00:03:22.1$ $\delta = -17:27:11.1$											
74:	18.98	0.11	365:	7.27	0.14	960:	1.57	0.06	2300:	1.58	0.06
80:	20.00	5.00	408:	6.59	0.27	1400:	2.41	0.07	2695:	1.34	0.04
160:	11.70	2.00	750:	4.83	0.18	1410:	2.23	0.11	2700:	1.40	0.10
									5009:	0.95	0.07
J0004+131 4C +12.01 , $N_{GC} = 1$, $\alpha = 00:03:41.1$ $\delta = +13:06:33.8$											
74:	16.69	0.12	365:	4.35	0.11	408:	3.81	0.17	1400:	0.99	0.03
									4850:	0.42	0.04
J0006-000 FBQS J0006-0004 , $N_{GC} = 1$, $\alpha = 00:06:22.6$ $\delta = -00:04:26.4$											
16:	59.00	17.70	160:	17.90	2.70	465:	7.81	0.50	960:	5.40	0.13
20:	52.90	16.40	178:	14.70	1.50	468:	8.21	0.52	1400:	3.90	0.12
38:	47.95	8.60	318:	10.64	0.48	611:	6.72	0.35	2650:	2.41	0.02
74:	27.04	0.14	365:	11.18	0.10	635:	8.18	1.20	2695:	1.16	0.12
80:	28.00	4.00	408:	8.73	1.20	750:	3.15	0.08	2700:	1.18	0.01
									8870:	0.94	0.04
J0017+792 3C 006.1 , $N_{GC} = 1$, $\alpha = 00:16:30.7$ $\delta = +79:16:52.1$											
38:	117.60	9.80	327:	9.08	9.96	2260:	2.20	0.08	3900:	1.42	0.09
74:	23.93	0.24	352:	9.96	0.40	2308:	2.46	0.18	4800:	1.10	0.00
178:	15.13	1.66	750:	4.05	0.11	2695:	1.87	0.04	4900:	1.07	0.01
232:	13.43	0.05	1400:	3.65	0.12	2700:	1.00	0.01	5000:	1.03	0.05
									11200:	0.42	0.04
J0019-124 3C 008 , $N_{GC} = 1$, $\alpha = 00:18:51.3$ $\delta = -12:42:38.4$											
74:	18.13	0.13	365:	7.62	0.12	408:	6.87	0.30	1400:	2.12	0.06
									4850:	0.72	0.04
J0020+154 4C +15.02 NED02 , $N_{GC} = 1$, $\alpha = 00:20:25.5$ $\delta = +15:40:52.0$											
26:	100.00	18.00	112:	23.86	3.88	408:	6.79	1.34	635:	5.54	0.24
38:	69.71	6.30	160:	19.10	2.90	430:	6.85	0.38	750:	4.01	0.29
74:	37.49	0.11	178:	17.80	1.18	465:	7.86	0.25	960:	3.18	0.14
80:	34.00	5.00	318:	9.27	0.41	468:	8.27	0.26	1400:	2.18	0.07
82:	36.20	2.20	365:	9.89	0.13	606:	4.77	0.30	1410:	2.25	0.09
									5000:	0.55	0.04
J0025-293 PKS 0021-29 , $N_{GC} = 1$, $\alpha = 00:24:30.3$ $\delta = -29:28:50.7$											
74:	28.07	0.13	365:	9.52	0.30	635:	5.83	0.30	1410:	2.92	0.15
80:	30.00	4.00	408:	7.93	0.34	960:	4.47	0.18	2650:	1.66	0.03
160:	18.00	2.70	468:	7.44	0.26	1400:	2.92	0.10	2695:	1.62	0.04
									5009:	1.03	0.07
J0030+636 3C 011.1 , $N_{GC} = 1$, $\alpha = 00:29:45.5$ $\delta = +63:58:41.0$											
74:	29.25	0.36	325:	10.81	0.01	365:	9.84	0.21	4850:	0.85	0.07
232:	12.30	0.05	327:	10.97	10.72	1400:	2.99	0.11			
J0034+392 *3C 013 , $N_{GC} = 1$, $\alpha = 00:34:14.5$ $\delta = +39:24:10.9$											
26:	47.00	7.00	151:	14.34	0.72	327:	7.21	8.18	1400:	1.86	0.06
38:	62.05	11.20	178:	12.64	0.82	365:	8.05	0.15	1410:	1.90	0.20
74:	26.29	0.14	232:	13.58	0.05	408:	6.57	0.39	2650:	0.91	0.01
82:	21.80	2.60	325:	8.18	0.00	750:	3.58	0.22	2695:	0.92	0.04
									4900:	0.43	0.01
J0035-200 PKS 0032-20 , $N_{GC} = 1$, $\alpha = 00:35:09.1$ $\delta = -20:03:57.7$											
74:	19.43	0.11	408:	6.87	0.75	1400:	1.96	0.06	3900:	0.65	0.01
365:	7.65	0.16	960:	3.01	0.04	2300:	1.20	0.05	4850:	0.51	0.03
									11200:	0.18	0.01
J0036+184 3C 014 , $N_{GC} = 1$, $\alpha = 00:36:06.4$ $\delta = +18:38:00.6$											
26:	70.00	7.00	160:	12.70	3.00	408:	5.88	1.34	960:	3.02	0.17
38:	39.18	7.10	178:	11.35	1.00	430:	4.94	0.30	1400:	1.98	0.07
74:	22.65	0.09	318:	6.66	0.29	635:	4.30	0.27	1410:	1.95	0.11
80:	23.00	3.00	365:	7.11	0.09	750:	3.69	0.30	2650:	1.03	0.04
									5000:	0.61	0.05
J0036+586 *3C 014.1 NED01 , $N_{GC} = 1$, $\alpha = 00:36:08.1$ $\delta = +58:55:49.4$											
74:	39.29	0.36	325:	11.93	0.00	365:	11.62	0.22	4850:	0.70	0.06
232:	21.18	0.05	327:	10.37	11.93	1400:	2.54	0.09			
J0037-011 3C 015 , $N_{GC} = 1$, $\alpha = 00:37:04.1$ $\delta = -01:09:07.2$											
12:	131.60	42.50	74:	32.52	0.18	408:	3.25	0.17	960:	5.63	0.15
14:	159.90	33.60	80:	39.00	6.00	465:	9.11	0.81	1400:	4.07	0.14
									4850:	1.71	0.09
									14900:	0.57	0.01
									5000:	0.80	0.06
									22000:	1.20	0.25

Table 3—Continued

16:	110.70	16.60	160:	25.10	3.30	468:	9.57	0.85	1410:	4.25	0.15	5009:	1.58	0.06	31400:	0.29	0.07
20:	80.00	11.20	178:	11.47	1.57	611:	6.81	0.26	2650:	2.59	0.05	8085:	1.06	0.10			
25:	98.40	24.60	318:	11.50	0.52	635:	7.59	0.32	2695:	2.43	0.05	8870:	1.00	0.04			
38:	45.73	8.20	365:	11.93	0.22	750:	6.79	0.25	2700:	1.60	0.07	10695:	0.94	0.04			
J0037+603 *3C 014.1 NED02 , $N_{GC} = 1$, $\alpha = 00:37:24.8$ $\delta = +60:29:52.6$																	
74:	27.07	0.38	325:	8.92	0.00	365:	7.01	0.13	4850:	0.65	0.06						
232:	13.24	0.05	327:	6.27	8.92	1400:	1.26	0.04									
J0038+132 3C 016 , $N_{GC} = 1$, $\alpha = 00:37:44.9$ $\delta = +13:19:58.4$																	
74:	22.81	0.09	408:	5.81	0.26	611:	3.90	0.20	4850:	0.47	0.04						
365:	6.41	0.13	430:	4.97	0.29	1400:	1.84	0.06	5000:	0.47	0.03						
J0038-021 3C 017 , $N_{GC} = 1$, $\alpha = 00:38:20.6$ $\delta = -02:07:36.3$																	
12:	210.30	37.90	74:	43.56	0.18	465:	14.60	0.14	1410:	6.53	0.14	4800:	2.53	0.01	10695:	1.77	0.06
14:	174.70	26.20	80:	49.00	7.00	468:	15.35	0.15	2300:	4.16	0.06	4850:	2.47	0.10	11200:	1.25	0.04
16:	147.60	19.20	160:	30.10	3.90	635:	12.33	0.32	2650:	4.13	0.03	5000:	2.62	0.09	14900:	1.25	0.01
20:	125.50	15.10	178:	21.81	2.15	750:	6.78	0.30	2695:	2.05	0.02	5009:	2.68	0.11	21700:	0.79	0.04
25:	130.40	16.90	365:	15.53	0.25	960:	5.50	0.10	2700:	2.05	0.04	7700:	1.74	0.01	22000:	0.91	0.21
38:	76.26	6.90	408:	5.51	0.21	1400:	6.19	0.24	3900:	2.91	0.02	8870:	1.82	0.07	31400:	1.27	0.09
J0041+100 3C 018 , $N_{GC} = 1$, $\alpha = 00:40:50.4$ $\delta = +10:03:25.9$																	
15:	118.00	31.00	38:	48.95	4.40	178:	14.39	1.19	611:	8.18	0.43	4800:	1.68	0.01	10695:	0.98	0.04
17:	69.00	11.00	74:	33.51	0.12	318:	13.40	0.60	750:	3.68	0.08	4850:	1.83	0.16	14900:	0.66	0.03
20:	77.00	9.00	80:	42.00	6.15	365:	11.79	0.22	1400:	4.60	0.15	5000:	1.73	0.06	31400:	0.31	0.08
25:	74.00	8.00	112:	16.30	3.28	408:	11.12	1.86	2695:	2.68	0.05	5009:	1.67	0.08			
26:	129.00	27.00	160:	22.50	2.90	606:	4.12	0.25	2700:	1.39	0.04	8870:	1.08	0.06			
J0041+331 *RGB J0040+331A , $N_{GC} = 1$, $\alpha = 00:40:54.8$ $\delta = +33:10:06.8$																	
22:	71.42	5.95	232:	9.59	0.05	408:	8.81	0.70	1400:	3.22	0.10	4800:	1.11	0.01	14900:	0.35	0.01
26:	45.00	6.00	318:	6.81	0.19	430:	8.13	0.16	1670:	2.75	0.08	4850:	1.10	0.10			
38:	38.07	10.30	325:	9.56	0.00	606:	2.36	0.07	2695:	1.27	0.09	5000:	1.25	0.11			
74:	19.90	0.14	327:	9.40	9.56	750:	3.63	0.20	2700:	1.92	0.07	8085:	0.68	0.05			
178:	13.25	1.41	365:	9.35	0.19	880:	3.06	0.07	4760:	1.10	0.05	10695:	0.54	0.04			
J0043+520 *3C 020 , $N_{GC} = 1$, $\alpha = 00:43:09.1$ $\delta = +52:03:27.3$																	
26:	154.00	13.00	232:	41.80	0.05	408:	27.68	0.12	2700:	6.57	0.27	5000:	4.15	0.21	10800:	1.90	0.07
38:	121.99	33.00	325:	32.66	0.00	750:	12.78	0.29	4800:	1.56	0.01	8000:	1.18	0.08	14500:	0.69	0.01
74:	69.85	0.26	327:	25.07	32.21	1400:	11.53	0.37	4850:	4.12	0.37	8420:	2.50	0.02	14900:	1.37	0.07
178:	45.05	3.20	365:	31.54	0.52	2695:	6.50	0.07	4900:	4.24	0.16	10695:	2.12	0.06			
J0051+511 3C 022 , $N_{GC} = 1$, $\alpha = 00:50:56.5$ $\delta = +51:12:01.1$																	
26:	77.00	9.00	232:	12.47	0.05	408:	8.01	0.15	2695:	1.27	0.05	4900:	0.77	0.03	14900:	0.23	0.01
38:	43.51	11.80	325:	8.59	0.00	750:	4.43	0.16	2700:	1.29	0.05	5000:	0.75	0.04			
74:	21.76	0.19	327:	7.46	8.59	966:	3.56	0.33	4800:	0.69	0.01	10695:	0.33	0.02			
178:	11.66	0.60	365:	8.93	0.21	1400:	1.30	0.05	4850:	0.68	0.06	10800:	0.30	0.03			
J0056+262 3C 028 , $N_{GC} = 2$, $\alpha = 00:55:49.9$ $\delta = +26:24:39.0$																	
22:	333.31	23.85	74:	34.51	0.26	365:	18.05	0.20	1400:	2.72	0.06	4800:	0.30	0.00			
J0056+682 *NVSS J005558+682218 , $N_{GC} = 1$, $\alpha = 00:55:59.8$ $\delta = +68:22:19.0$																	
74:	44.13	0.25	325:	21.11	0.00	365:	22.27	0.49	4850:	2.63	0.23						
232:	38.06	0.05	327:	15.65	21.11	1400:	7.24	0.24									
J0058-012 UGC 00595 , $N_{GC} = 1$, $\alpha = 00:57:34.7$ $\delta = -01:23:24.3$																	
12:	305.00	48.80	38:	96.90	17.50	318:	12.40	0.56	960:	7.17	0.19	2695:	3.49	0.06	10695:	1.20	0.05
14:	250.90	32.60	74:	21.69	0.17	408:	3.63	0.27	966:	7.30	0.20	2700:	3.43	0.10	22000:	0.50	0.04
16:	184.50	24.00	80:	38.00	5.00	611:	7.53	0.39	1400:	3.20	0.11	4850:	2.31	0.10	31400:	0.44	0.11
20:	135.30	18.90	160:	18.90	2.80	635:	10.83	0.85	1410:	5.55	0.13	5000:	0.72	0.04			
25:	111.90	17.90	178:	16.49	1.65	750:	4.07	0.06	2650:	3.59	0.07	5009:	2.30	0.10			
J0059-170 PKS 0056-17 , $N_{GC} = 1$, $\alpha = 00:59:06.6$ $\delta = -17:00:39.6$																	
74:	20.49	0.12	960:	2.59	0.12	2300:	1.03	0.01	4850:	0.41	0.02	11200:	0.11	0.02			
365:	7.45	0.13	1400:	1.76	0.05	2700:	0.85	0.04	5009:	0.41	0.02						
408:	6.29	0.19	1410:	1.79	0.13	3900:	0.56	0.01	7700:	0.21	0.02						
J0108-160 3C 032 , $N_{GC} = 1$, $\alpha = 01:08:17.2$ $\delta = -16:04:22.3$																	

Table 3—Continued

74:	38.63	0.12	160:	23.60	3.10	408:	11.72	1.83	1400:	4.20	0.13	2700:	2.25	0.09	5009:	1.17	0.07
80:	44.00	6.00	365:	14.23	0.39	750:	8.59	0.10	2695:	2.11	0.04	4850:	1.23	0.07	10695:	0.31	0.01
J0109+132 NVSS J010850+131831 , $N_{GC} = 2$, $\alpha = 01:08:50.9$ $\delta = +13:18:40.9$																	
13:	293.00	41.00	26:	225.00	26.00	178:	58.31	2.90	750:	20.59	0.73	2695:	8.01	0.09			
15:	315.00	35.00	38:	149.18	6.70	318:	35.41	1.60	1400:	11.01	0.30	2700:	8.10	0.40			
17:	236.00	24.00	74:	85.54	0.25	365:	21.26	1.33	1410:	14.13	0.38	5000:	5.01	0.36			
20:	267.00	32.00	80:	100.00	14.00	408:	27.54	3.85	1670:	10.10	0.30	5009:	7.34	0.23			
25:	232.00	35.00	160:	59.60	7.70	635:	25.18	0.49	2650:	8.62	0.13	10695:	2.87	0.09			
J0110+315 3C 034 Cluster , $N_{GC} = 1$, $\alpha = 01:10:18.5$ $\delta = +31:47:17.0$																	
74:	28.08	0.15	232:	9.62	0.05	327:	7.14	6.74	1400:	1.65	0.05	4850:	0.33	0.03			
82:	30.50	1.80	325:	8.52	0.01	365:	7.38	0.15	4800:	0.36	0.00						
J0112+144 4C +14.05 , $N_{GC} = 1$, $\alpha = 01:12:05.1$ $\delta = +14:43:56.1$																	
74:	19.92	0.14	408:	4.69	0.22	1400:	1.43	0.05	4850:	0.36	0.03						
365:	5.91	0.10	611:	2.59	0.13	2700:	0.72	0.02	5000:	0.36	0.03						
J0118+026 3C 037 , $N_{GC} = 1$, $\alpha = 01:18:18.6$ $\delta = +02:58:07.1$																	
74:	19.15	0.15	178:	8.30	1.50	408:	6.07	0.27	1400:	1.52	0.05	2700:	0.88	0.02	5009:	0.54	0.07
80:	21.00	3.00	318:	5.64	0.26	611:	3.80	0.17	1410:	1.52	0.01	4850:	0.51	0.03			
160:	15.00	2.20	365:	7.22	0.13	750:	2.86	0.07	2695:	0.85	0.06	5000:	0.57	0.03			
J0120-152 3C 038 , $N_{GC} = 1$, $\alpha = 01:20:27.1$ $\delta = -15:20:15.4$																	
74:	28.38	0.14	365:	15.02	0.26	1400:	5.08	0.18	2700:	1.36	0.07	8870:	0.86	0.04			
80:	32.00	5.00	408:	13.69	0.42	1410:	4.73	0.20	4850:	1.61	0.09	10695:	0.69	0.03			
160:	21.90	3.30	750:	9.11	0.13	2695:	2.77	0.05	5009:	1.61	0.08	31400:	0.33	0.11			
J0127+331 3C 041 , $N_{GC} = 1$, $\alpha = 01:26:44.4$ $\delta = +33:13:09.9$																	
38:	40.29	7.30	178:	11.55	1.00	365:	9.40	0.13	1410:	3.65	0.01	4850:	1.47	0.13			
74:	19.68	0.12	232:	11.21	0.05	408:	8.57	0.53	1670:	3.43	0.16	5000:	1.46	0.06			
80:	20.00	6.00	318:	8.79	0.41	606:	5.00	0.31	2695:	2.26	0.05	10695:	0.76	0.04			
112:	15.51	3.28	325:	9.39	0.01	750:	3.91	0.09	2700:	2.30	0.08	14900:	0.51	0.01			
160:	14.20	2.10	327:	9.29	9.39	1400:	3.71	0.14	4760:	1.38	0.07	31400:	0.21	0.06			
J0128-140 PKS 0125-14 , $N_{GC} = 1$, $\alpha = 01:27:30.2$ $\delta = -14:02:56.7$																	
74:	20.43	0.13	408:	7.52	0.30	635:	5.46	0.29	1400:	2.61	0.09	4850:	0.88	0.05			
365:	8.46	0.21	465:	6.51	0.65	960:	3.58	0.17	1410:	2.60	0.16	5009:	0.84	0.02			
J0129+290 3C 042 , $N_{GC} = 1$, $\alpha = 01:28:30.4$ $\delta = +29:02:60.0$																	
22:	39.68	5.95	74:	20.74	0.16	178:	12.21	0.82	408:	9.65	0.73	2695:	1.58	0.12	5000:	0.83	0.06
26:	42.00	6.00	80:	35.00	5.00	318:	8.54	0.36	750:	4.74	0.16	2700:	1.64	0.06	10695:	0.42	0.03
38:	38.07	6.90	160:	14.80	2.20	365:	9.28	0.15	1400:	2.89	0.10	4850:	0.90	0.08	14900:	0.34	0.02
J0130+234 3C 043 , $N_{GC} = 1$, $\alpha = 01:29:59.5$ $\delta = +23:38:15.6$																	
26:	47.00	6.00	160:	16.30	2.40	635:	6.08	0.54	2700:	1.77	0.06	8000:	0.41	0.05	10695:	0.66	0.04
38:	42.51	7.70	178:	12.64	1.10	750:	2.27	0.06	4800:	0.78	0.02	8085:	0.77	0.04	14500:	0.11	0.01
74:	17.60	0.18	318:	8.24	0.35	1400:	2.94	0.09	4850:	1.17	0.10	9550:	0.69	0.03	14900:	0.45	0.01
80:	23.00	3.00	365:	8.91	0.09	1670:	2.44	0.07	5000:	1.08	0.05	10007:	0.66	0.03			
112:	19.68	3.38	408:	8.20	1.48	2695:	0.85	0.03	5009:	1.13	0.07	10560:	0.62	0.03			
J0130-261 PKS 0128-26 NED02 , $N_{GC} = 1$, $\alpha = 01:30:28.0$ $\delta = -26:10:03.5$																	
74:	18.00	0.10	365:	6.48	0.17	408:	5.36	0.17	1400:	1.46	0.05	4850:	0.31	0.02			
J0131+252 4C +25.07 , $N_{GC} = 1$, $\alpha = 01:31:19.8$ $\delta = +25:20:29.8$																	
74:	16.49	0.17	365:	6.38	0.11	1400:	1.70	0.06	2700:	0.90	0.05	4850:	0.55	0.05			
J0136+206 *3C 047 , $N_{GC} = 1$, $\alpha = 01:36:24.3$ $\delta = +20:57:20.7$																	
13:	299.00	66.00	38:	136.09	12.30	318:	16.20	0.73	635:	6.05	0.22	1670:	3.06	0.11	5000:	1.14	0.05
15:	357.00	64.00	74:	55.21	0.24	365:	13.55	0.17	750:	4.79	0.23	2650:	2.22	0.02	5009:	1.20	0.06
17:	312.00	62.00	80:	59.00	8.00	408:	13.04	1.70	960:	6.09	0.15	2695:	1.10	0.01	10695:	0.56	0.03
22:	251.97	12.90	160:	35.40	4.60	465:	12.17	0.31	1400:	2.34	0.08	2700:	2.10	0.04	14900:	0.36	0.04
26:	193.00	13.00	178:	28.81	2.56	468:	12.79	0.32	1410:	3.94	0.11	4850:	1.41	0.12	31400:	0.33	0.05
J0138+331 3C 048 , $N_{GC} = 1$, $\alpha = 01:37:41.5$ $\delta = +33:09:37.7$																	
26:	38.00	6.00	318:	37.56	1.66	1400:	16.02	0.48	4800:	2.75	0.02	9550:	2.87	0.09	14900:	1.73	0.01
38:	66.38	6.00	325:	44.36	0.01	1670:	6.79	0.20	4850:	5.72	0.51	10007:	2.73	0.08	21700:	1.17	0.02

Table 3—Continued

74:	70.70	0.23	327:	44.12	44.36	2300:	10.79	0.05	5000:	2.69	0.05	10560:	2.59	0.08	22000:	1.14	0.06
80:	89.00	13.00	365:	45.45	1.92	2695:	4.50	0.22	7700:	3.54	0.01	10695:	2.56	0.08			
160:	69.80	9.10	408:	40.55	3.02	2700:	6.16	0.27	8000:	1.11	0.03	10800:	1.65	0.05			
178:	55.93	2.90	750:	26.97	0.34	3900:	6.73	0.03	8085:	3.31	0.12	11200:	2.40	0.02			
232:	57.30	0.05	960:	22.31	0.28	4760:	5.37	0.27	8420:	3.32	0.02	14500:	0.93	0.01			
J0142-163 PKS 0139-16 , $N_{GC} = 1$, $\alpha = 01:42:25.0$ $\delta = -16:28:23.2$																	
74:	16.33	0.11	365:	5.52	0.17	408:	4.69	0.20	1400:	1.08	0.03	4850:	0.21	0.01			
J0148+533 6C B014515.1+531736 , $N_{GC} = 1$, $\alpha = 01:48:29.3$ $\delta = +53:32:32.6$																	
74:	19.92	0.13	325:	10.49	0.00	365:	8.44	0.12	1400:	3.83	0.12	4850:	1.61	0.14			
232:	18.00	0.05	327:	6.75	10.49	408:	9.10	0.07	2700:	2.39	0.03						
J0155+435 6C B015225.9+433115 , $N_{GC} = 1$, $\alpha = 01:55:30.0$ $\delta = +43:45:53.7$																	
38:	38.07	6.90	178:	9.95	1.00	365:	6.20	0.11	1400:	1.88	0.06	4900:	0.56	0.01	10800:	0.26	0.03
74:	17.87	0.14	232:	8.80	0.05	408:	5.27	0.16	2695:	1.02	0.06	5000:	0.60	0.06	14900:	0.21	0.02
82:	19.10	1.40	325:	6.57	0.00	750:	2.88	0.22	2700:	0.98	0.10	10600:	0.25	0.01			
151:	11.80	0.59	327:	5.30	6.57	966:	2.27	0.25	4850:	0.56	0.05	10695:	0.26	0.02			
J0157+285 [MMd97] 015419.09+283 , $N_{GC} = 1$, $\alpha = 01:57:10.8$ $\delta = +28:51:38.4$																	
26:	89.00	7.00	80:	42.00	6.00	178:	21.32	2.21	408:	10.10	0.76	1400:	1.44	0.05	5000:	0.88	0.10
38:	82.81	7.50	112:	27.63	3.88	318:	11.14	0.46	606:	5.63	0.35	2700:	1.25	0.01	10695:	0.23	0.03
74:	24.60	0.23	160:	21.40	3.20	365:	12.47	0.23	750:	5.37	0.22	4850:	0.56	0.05	14900:	0.23	0.04
J0200-305 PKS 0157-31 , $N_{GC} = 1$, $\alpha = 02:00:12.4$ $\delta = -30:53:24.7$																	
74:	28.93	0.14	408:	10.44	0.46	843:	5.80	0.17	2650:	2.31	0.03	5000:	1.08	0.25			
80:	40.00	6.00	465:	9.07	0.69	960:	5.47	0.18	2695:	2.16	0.09	5009:	1.46	0.06			
160:	25.10	3.30	468:	9.53	0.72	1400:	3.75	0.13	2700:	2.37	0.10	8870:	0.75	0.03			
365:	10.43	0.24	635:	7.66	0.32	1410:	3.24	0.41	4850:	1.45	0.10	31400:	0.64	0.08			
J0216-126 3C 062 , $N_{GC} = 1$, $\alpha = 02:15:36.9$ $\delta = -12:59:31.2$																	
74:	30.05	0.15	408:	11.73	0.29	635:	10.34	0.29	1400:	2.76	0.10	2695:	2.84	0.04	5000:	1.64	0.14
80:	37.00	5.00	465:	12.07	1.46	750:	9.04	0.11	1410:	5.10	0.11	2700:	2.79	0.11	5009:	1.86	0.04
160:	23.60	3.10	468:	12.69	1.54	960:	6.86	0.14	2650:	2.85	0.03	4850:	1.78	0.09	8870:	1.07	0.04
J0221-016 3C 063 , $N_{GC} = 1$, $\alpha = 02:20:54.4$ $\delta = -01:56:49.0$																	
38:	84.92	7.70	178:	20.84	2.05	468:	10.77	0.85	960:	5.53	0.15	2695:	1.78	0.04	5009:	0.80	0.04
74:	40.53	0.17	365:	13.04	0.23	611:	6.92	0.35	1400:	3.42	0.10	2700:	1.78	0.07	10695:	0.82	0.04
80:	41.00	5.00	408:	11.04	1.82	635:	8.44	0.23	1410:	3.72	0.08	4850:	0.95	0.05	14900:	0.38	0.03
160:	25.00	3.20	465:	10.25	0.81	750:	6.69	0.22	2650:	1.72	0.03	5000:	0.42	0.02	15064:	0.23	0.01
J0223+862 *NVSS J022248+861851 , $N_{GC} = 1$, $\alpha = 02:22:52.1$ $\delta = +86:18:59.1$																	
74:	67.38	0.52	232:	37.15	0.05	327:	5.09	20.54	1400:	3.67	0.12						
J0224+400 3C 065 , $N_{GC} = 1$, $\alpha = 02:23:43.1$ $\delta = +40:00:52.7$																	
22:	101.18	11.90	178:	32.20	2.60	365:	10.86	0.21	2695:	1.61	0.07	4900:	0.79	0.05	10800:	0.21	0.02
38:	59.94	5.40	232:	12.11	0.05	408:	9.62	0.57	2700:	1.56	0.05	5000:	0.76	0.08	14900:	0.20	0.02
74:	26.57	0.16	325:	10.89	0.00	750:	5.80	0.24	4800:	0.79	0.01	10600:	0.29	0.01			
151:	16.94	0.85	327:	11.11	10.89	1400:	3.11	0.11	4850:	0.89	0.08	10695:	0.31	0.02			
J0232+342 *NVSS J023228+342405 , $N_{GC} = 1$, $\alpha = 02:32:28.8$ $\delta = +34:24:03.2$																	
26:	89.00	6.00	160:	19.90	3.00	327:	9.33	9.46	1400:	2.60	0.09	5000:	0.82	0.04	37000:	0.03	0.08
38:	51.17	4.60	178:	16.68	3.04	365:	9.24	0.13	2695:	1.36	0.12	10695:	0.34	0.04			
74:	25.25	0.17	232:	13.06	0.05	408:	6.87	0.92	2700:	1.44	0.05	14900:	0.23	0.01			
80:	20.00	5.00	325:	9.46	0.00	750:	4.50	0.16	4850:	0.80	0.07	22000:	0.50	0.08			
J0234+313 3C 068.2 , $N_{GC} = 1$, $\alpha = 02:34:23.8$ $\delta = +31:34:17.0$																	
74:	28.45	0.15	232:	7.34	0.05	327:	6.22	6.12	1400:	0.96	0.03						
82:	34.50	2.50	325:	6.12	0.00	365:	5.79	0.13	4850:	0.15	0.01						
J0236+291 4C +28.06 , $N_{GC} = 1$, $\alpha = 02:35:35.1$ $\delta = +29:08:56.0$																	
74:	19.30	0.13	318:	5.92	0.29	365:	5.73	0.09	1400:	1.27	0.04	4850:	0.27	0.02			
J0238-193 PKS 0235-19 , $N_{GC} = 1$, $\alpha = 02:37:43.7$ $\delta = -19:32:32.6$																	
74:	35.66	0.11	408:	13.34	0.52	960:	4.28	0.11	2650:	2.57	0.03	4850:	1.31	0.07	11200:	0.37	0.02
80:	42.00	6.00	465:	12.66	1.25	1400:	4.62	0.15	2695:	0.80	0.03	5009:	0.71	0.02			
160:	26.50	3.40	468:	13.31	1.32	1410:	4.94	0.17	2700:	2.41	0.10	8870:	0.82	0.04			

Table 3—Continued

365:	15.60	0.47	635:	9.49	0.28	2300:	2.96	0.15	3900:	1.58	0.00	10695:	0.44	0.01
J0238+591 *3C 069, $N_{GC} = 1$, $\alpha = 02:38:02.5$ $\delta = +59:11:55.4$														
22:	149.79	7.94	232:	24.67	0.05	327:	11.24	14.51	1400:	3.64	0.11			
74:	40.07	0.16	325:	14.51	0.00	365:	14.58	0.29	4850:	0.94	0.08			
J0243-000 NGC 1068:[GPA2005] NE, $N_{GC} = 1$, $\alpha = 02:42:40.8$ $\delta = -00:00:45.5$														
14:	83.60	22.60	80:	24.00	4.00	408:	5.24	0.23	960:	6.71	0.13	4850:	2.04	0.10
16:	145.10	39.20	82:	11.50	2.70	465:	10.66	0.81	1400:	4.85	0.17	5000:	1.24	0.05
20:	70.10	11.20	160:	21.40	3.20	468:	11.20	0.85	1410:	5.44	0.13	5009:	0.65	0.02
25:	41.80	6.70	178:	17.90	1.80	611:	7.94	0.41	2650:	3.18	0.03	6600:	1.75	0.10
38:	35.96	6.50	318:	12.35	0.56	635:	9.23	0.27	2695:	3.09	0.04	8085:	1.16	0.11
74:	25.02	0.15	365:	11.89	0.19	750:	5.39	0.09	2700:	2.12	0.02	8870:	1.20	0.05
90000:	0.47	0.56												
J0256-232 PKS 0254-23, $N_{GC} = 1$, $\alpha = 02:56:15.0$ $\delta = -23:24:50.3$														
74:	25.65	0.11	365:	7.21	0.19	408:	5.87	0.17	1400:	1.50	0.05	4850:	0.38	0.02
J0302+016 APMUKS(BJ) B025903.03, $N_{GC} = 1$, $\alpha = 03:01:38.5$ $\delta = +01:55:09.8$														
74:	22.83	0.18	365:	4.11	0.09	408:	3.41	0.17	1400:	0.39	0.01			
J0308+041 SN 2000fs, $N_{GC} = 1$, $\alpha = 03:08:26.1$ $\delta = +04:06:50.4$														
12:	139.00	32.00	38:	56.61	5.10	318:	15.33	0.62	611:	12.21	0.60	2650:	5.20	0.05
14:	118.10	14.20	74:	23.10	0.23	365:	4.72	0.12	635:	12.03	0.40	2695:	2.58	0.04
16:	156.20	23.40	80:	33.00	5.00	408:	13.40	2.15	750:	6.85	0.30	2700:	2.62	0.09
20:	89.80	10.80	112:	27.24	3.88	465:	13.51	1.39	960:	9.62	0.22	4800:	3.21	0.02
25:	73.80	9.60	160:	24.10	3.10	468:	14.20	1.46	1400:	5.75	0.19	4850:	3.66	0.17
26:	64.00	17.00	178:	9.88	0.64	606:	10.14	0.61	1410:	7.34	0.22	5000:	2.26	0.12
5009:	3.71	0.13												
J0310+171 *3C 079, $N_{GC} = 1$, $\alpha = 03:09:59.9$ $\delta = +17:05:58.0$														
10:	325.00	97.00	25:	153.00	43.00	178:	30.11	1.92	468:	14.31	1.46	1410:	5.22	0.17
13:	138.00	22.00	26:	156.00	9.00	318:	17.04	0.78	611:	9.48	0.39	2695:	2.48	0.05
15:	226.00	27.00	38:	81.70	7.40	365:	13.84	0.22	635:	10.69	0.37	2700:	2.54	0.04
17:	208.00	25.00	74:	52.45	0.18	408:	9.11	1.69	750:	9.14	0.42	4850:	1.52	0.14
20:	166.00	23.00	80:	54.00	8.00	430:	12.92	0.70	960:	6.95	0.19	5000:	0.88	0.05
22:	119.04	9.92	160:	31.40	4.10	465:	13.61	1.39	1400:	4.87	0.15	5009:	0.97	0.03
10695:	0.65	0.04												
J0313-145 PKS 0310-15, $N_{GC} = 1$, $\alpha = 03:12:46.5$ $\delta = -14:49:52.6$														
74:	19.36	0.10	365:	7.12	0.18	408:	6.10	0.58	1400:	2.19	0.07	4850:	0.79	0.04
J0320+413 NGC 1275, $N_{GC} = 1$, $\alpha = 03:19:48.1$ $\delta = +41:30:42.5$														
22:	813.44	60.51	960:	19.21	0.81	3900:	26.13	0.24	8085:	56.56	1.98	31400:	19.00	1.35
26:	762.00	48.00	966:	14.38	1.12	4585:	44.90	2.25	8300:	40.73	2.24	37000:	7.94	0.18
38:	392.05	17.70	1379:	10.36	0.52	4800:	8.75	0.08	10500:	58.40	0.69	87000:	5.21	0.23
74:	109.95	0.29	1400:	22.83	0.68	4850:	46.89	4.18	10695:	51.10	0.97	87700:	6.28	0.67
178:	68.81	4.60	1480:	14.20	0.71	4885:	49.40	2.47	11200:	22.18	0.12	87740:	6.35	0.52
232:	61.42	0.05	1484:	11.90	0.60	4900:	46.31	0.51	14500:	7.48	0.12	87750:	6.92	0.87
325:	42.80	0.01	1670:	21.40	0.70	5000:	17.87	0.89	14900:	50.23	0.70	90000:	29.33	0.82
327:	19.39	42.80	2250:	30.93	0.46	6600:	50.40	0.76	15000:	46.70	2.34	90130:	5.87	0.50
365:	18.80	0.28	2300:	27.29	0.38	7700:	21.40	0.18	15064:	46.38	1.54	90690:	6.50	0.79
408:	27.91	0.60	2650:	24.72	0.15	7780:	45.60	0.50	21700:	15.74	0.34	90700:	6.01	0.47
610:	16.68	0.83	2695:	25.14	0.90	7875:	58.20	1.50	22000:	6.00	0.17	90860:	6.53	0.46
750:	14.97	0.66	2700:	10.12	0.51	8000:	11.54	0.12	22185:	43.41	4.86	139000:	3.94	0.27
143000:	3.27	0.20												
J0327+552 *3C 086, $N_{GC} = 1$, $\alpha = 03:27:19.5$ $\delta = +55:20:29.0$														
74:	38.73	0.14	325:	22.35	0.01	365:	23.07	1.17	1400:	6.94	0.24			
232:	29.94	0.05	327:	15.98	22.35	408:	15.49	0.13	4850:	3.02	0.27			
J0334-011 [PPG2000] J033415.8-0, $N_{GC} = 1$, $\alpha = 03:34:14.3$ $\delta = -01:11:19.3$														
38:	111.11	10.00	178:	22.03	2.15	611:	5.85	0.22	1400:	1.73	0.06	4850:	0.79	0.04
74:	32.59	0.22	318:	12.90	0.51	635:	6.43	0.29	1410:	2.94	0.13	5000:	0.81	0.07
80:	49.00	7.00	365:	9.01	0.22	750:	5.28	0.22	2695:	1.44	0.04	5009:	0.70	0.05
160:	27.20	3.50	408:	8.88	1.78	960:	4.94	0.13	2700:	0.94	0.02	10695:	0.30	0.03
J0334+741 4C +74.05, $N_{GC} = 1$, $\alpha = 03:34:29.9$ $\delta = +74:10:30.1$														
74:	17.57	0.15	232:	10.56	0.05	327:	7.00	6.89	2700:	0.96	0.02	4900:	0.49	0.01
178:	10.30	0.90	325:	6.89	0.00	1400:	1.84	0.06	4850:	0.53	0.05	10700:	0.19	0.01

Table 3—Continued

J0338+505 6C B033403.7+503604 , $N_{GC} = 1$, $\alpha = 03:37:44.2$ $\delta = +50:45:53.4$												
74:	24.87	0.12	325:	9.81	0.00	365:	10.25	0.17	1400:	3.33	0.12	
232:	12.88	0.05	327:	10.10	9.81	408:	9.06	0.05	4850:	1.34	0.12	
J0343+046 3C 093 , $N_{GC} = 1$, $\alpha = 03:43:29.9$ $\delta = +04:57:47.2$												
26:	77.00	12.00	318:	9.01	0.37	611:	6.62	0.26	2300:	1.69	0.13	4800: 0.48 0.04 10695: 0.41 0.03
38:	39.18	7.10	365:	9.51	0.17	635:	5.09	0.28	2650:	1.58	0.04	4850: 0.95 0.05 10700: 0.31 0.01
74:	24.66	0.13	408:	8.57	0.20	750:	2.42	0.05	2695:	1.59	0.04	5000: 0.89 0.04 11100: 0.32 0.03
80:	27.00	4.00	430:	6.89	0.38	960:	2.61	0.15	2700:	1.62	0.06	5009: 0.94 0.07 11200: 0.25 0.01
160:	15.90	2.40	465:	7.91	0.81	1400:	2.81	0.09	3900:	0.58	0.02	7500: 0.65 0.04 14500: 0.19 0.04
178:	7.74	0.57	468:	8.32	0.85	1410:	3.07	0.14	3940:	1.17	0.04	7700: 0.56 0.03 14900: 0.27 0.01
J0351-143 [HB89] 0349-146:[LBT9] , $N_{GC} = 1$, $\alpha = 03:51:29.3$ $\delta = -14:29:36.4$												
74:	37.67	0.15	408:	9.67	0.39	635:	6.94	0.31	1400:	2.03	0.07	2700: 1.48 0.02 5009: 0.72 0.03
365:	11.49	0.36	465:	9.10	0.81	960:	4.37	0.12	1410:	2.92	0.16	4850: 0.62 0.03
J0353-071 3C 094 , $N_{GC} = 1$, $\alpha = 03:52:31.7$ $\delta = -07:11:03.9$												
74:	35.84	0.15	365:	11.41	0.36	468:	8.86	0.85	960:	4.38	0.12	2695: 1.42 0.04 5000: 0.79 0.02
80:	35.00	5.00	408:	9.21	1.59	635:	6.55	0.30	1400:	2.93	0.11	2700: 1.48 0.02 5009: 0.73 0.02
160:	25.00	3.20	465:	8.43	0.81	750:	5.66	0.06	1410:	2.98	0.07	4850: 0.76 0.04 10695: 0.29 0.03
J0355+725 4C +72.06 , $N_{GC} = 1$, $\alpha = 03:54:55.7$ $\delta = +72:54:39.7$												
74:	18.60	0.16	325:	6.38	0.01	1400:	1.55	0.05	4850:	0.51	0.04	10700: 0.22 0.01
232:	8.92	0.05	327:	6.42	6.38	2700:	0.85	0.02	4900:	0.47	0.01	
J0359+103 2MASX J03585503+10273 , $N_{GC} = 2$, $\alpha = 03:58:57.4$ $\delta = +10:27:15.9$												
74:	67.09	0.30	611:	19.09	0.66	1400:	10.57	0.24	5000:	3.09	0.22	
J0400-161 PKS 0357-16 , $N_{GC} = 1$, $\alpha = 04:00:16.6$ $\delta = -16:10:14.0$												
74:	19.18	0.10	408:	5.65	0.18	960:	2.61	0.13	1410:	1.94	0.07	5009: 0.65 0.65
365:	6.30	0.21	635:	3.80	0.26	1400:	1.85	0.06	4850:	0.60	0.03	
J0403+746 4C +74.07 , $N_{GC} = 1$, $\alpha = 04:03:14.1$ $\delta = +74:56:03.2$												
74:	17.01	0.15	232:	7.57	0.05	327:	3.95	4.30	2700:	0.47	0.01	4900: 0.24 0.01
178:	8.00	0.70	325:	4.80	0.01	1400:	0.94	0.03	4850:	0.27	0.02	10700: 0.09 0.01
J0408-121 PKS 0405-12:[EY94] 24 , $N_{GC} = 1$, $\alpha = 04:07:48.5$ $\delta = -12:11:30.2$												
14:	124.20	21.10	160:	16.40	2.50	960:	1.98	0.03	3900:	1.67	0.04	8085: 1.88 0.26 90000: 0.39 0.08
16:	98.40	11.80	365:	8.95	0.20	1400:	2.94	0.10	4850:	1.30	0.07	8870: 1.87 0.07 230000: 0.20 0.02
20:	54.10	6.50	408:	5.29	1.26	1410:	2.04	0.22	5009:	1.96	0.09	10500: 1.80 0.07
22:	158.72	28.77	465:	6.65	0.81	2300:	2.11	0.16	6600:	1.73	0.10	10695: 1.10 0.01
25:	35.70	4.60	468:	6.99	0.85	2650:	2.38	0.03	7700:	1.33	0.02	11200: 1.15 0.07
74:	28.19	0.13	635:	5.42	0.22	2695:	2.37	0.03	7780:	2.07	0.13	21700: 0.84 0.06
80:	27.00	4.00	750:	4.80	0.18	2700:	1.55	0.06	7875:	1.72	0.08	31400: 0.27 0.05
J0408+430 *3C 103 , $N_{GC} = 1$, $\alpha = 04:08:03.2$ $\delta = +43:00:18.7$												
74:	47.35	0.26	232:	27.98	0.05	327:	10.94	18.67	1400:	3.24	0.11	
82:	58.80	3.80	325:	18.67	0.01	365:	16.70	0.27	4850:	1.16	0.10	
J0409-242 PMN J0408-2418 , $N_{GC} = 1$, $\alpha = 04:08:51.5$ $\delta = -24:18:13.7$												
74:	15.96	0.10	365:	4.04	0.07	408:	2.92	0.10	1400:	0.63	0.02	4850: 0.13 0.01
J0412-006 3C 107 , $N_{GC} = 1$, $\alpha = 04:12:22.6$ $\delta = -00:59:32.0$												
74:	22.37	0.13	408:	4.81	0.21	1400:	1.57	0.06	5000:	0.43	0.04	
365:	6.76	0.12	611:	3.42	0.20	4850:	0.38	0.02				
J0413+745 4C +74.08 , $N_{GC} = 1$, $\alpha = 04:13:16.9$ $\delta = +74:51:05.5$												
74:	16.17	0.15	178:	10.80	1.00	325:	7.92	0.01	1400:	2.85	0.10	2700: 1.67 0.02 4900: 0.98 0.01
82:	17.30	3.70	232:	11.27	0.05	327:	8.04	7.92	2695:	1.56	0.16	4850: 1.05 0.09 10700: 0.49 0.01
J0414+111 3C 109 , $N_{GC} = 1$, $\alpha = 04:13:40.5$ $\delta = +11:12:21.2$												
13:	209.00	43.00	26:	119.00	9.00	160:	26.10	3.40	606:	7.29	0.45	2300: 2.36 0.05 5009: 1.82 0.09
15:	234.00	38.00	38:	64.27	5.80	178:	22.25	1.49	611:	8.31	0.31	2695: 2.46 0.05 8870: 1.32 0.05
17:	198.00	26.00	74:	31.28	0.22	318:	13.29	0.55	750:	4.72	0.18	2700: 2.49 0.12 10695: 1.01 0.04
20:	167.00	22.00	80:	45.00	6.00	365:	14.02	0.39	960:	5.48	0.04	4850: 1.39 0.12 22000: 1.03 0.14
25:	160.00	13.00	112:	32.80	4.37	408:	11.00	1.83	1400:	1.97	0.07	5000: 1.11 0.09 31400: 0.32 0.07

Table 3—Continued

J0415-293 PKS 0413-296 , $N_{GC} = 1$, $\alpha = 04:15:09.3$ $\delta = -29:29:03.5$												
74:	17.16	0.12	365:	4.82	0.13	408:	3.76	0.13	1400:	1.18	0.04	1410: 1.06 0.15 4850: 0.32 0.03
J0416-206 [HB89] 0413-210 , $N_{GC} = 1$, $\alpha = 04:16:04.4$ $\delta = -20:56:24.6$												
74:	17.35	0.10	408:	3.65	0.13	2300:	1.90	0.07	4850:	1.29	0.07	8870: 1.07 0.06 31400: 0.78 0.11
80:	23.00	3.00	960:	3.60	0.26	2695:	1.63	0.04	5009:	1.43	0.08	10695: 0.65 0.01
160:	13.00	3.10	1400:	2.78	0.08	2700:	1.79	0.08	7700:	1.25	0.08	11200: 1.20 0.07
365:	8.21	0.14	1410:	2.33	0.36	3900:	1.61	0.02	8085:	1.12	0.16	21700: 0.76 0.07
J0417-055 3C 110 , $N_{GC} = 1$, $\alpha = 04:17:16.8$ $\delta = -05:53:46.5$												
74:	17.36	0.12	365:	4.16	0.10	408:	3.48	0.16	1400:	0.77	0.03	4850: 0.35 0.02
J0418+380 *2MASX J04181911+38013 , $N_{GC} = 2$, $\alpha = 04:18:17.4$ $\delta = +38:01:23.7$												
74:	96.59	0.54	365:	14.59	0.58	1400:	7.24	0.19	4800:	3.52	0.04	8000: 1.57 0.03 14500: 1.97 0.06
J0429+771 4C +77.04 , $N_{GC} = 1$, $\alpha = 04:29:14.7$ $\delta = +77:09:09.6$												
74:	18.89	0.18	327:	4.30	4.70	2308:	0.52	0.04	4900:	0.21	0.01	11200: 0.03 0.00
178:	7.80	0.70	352:	4.70	0.19	2700:	0.46	0.01	7700:	0.09	0.00	
232:	8.19	0.05	1400:	0.94	0.03	3900:	0.27	0.01	10700:	0.08	0.01	
J0434+723 6C B042838.6+722255 , $N_{GC} = 1$, $\alpha = 04:34:27.2$ $\delta = +72:29:11.5$												
22:	73.41	7.94	82:	18.20	2.50	232:	8.85	0.05	327:	4.72	6.04	2700: 0.45 0.01 4900: 0.20 0.01
74:	22.12	0.16	178:	10.40	0.90	325:	6.08	0.01	1400:	1.08	0.03	4850: 0.23 0.02 10700: 0.06 0.01
J0437+294 *3C 123 , $N_{GC} = 1$, $\alpha = 04:37:04.7$ $\delta = +29:40:15.5$												
22:	904.70	43.65	82:	342.00	12.50	327:	148.88	151.07	2700:	23.35	0.15	10500: 7.90 0.07 22000: 3.45 0.15
26:	840.00	39.00	160:	226.60	29.50	408:	122.34	6.91	4800:	6.35	0.07	10695: 8.18 0.25 87200: 0.46 0.11
38:	628.26	28.30	178:	208.25	9.90	750:	80.10	0.64	4850:	16.03	1.43	10800: 5.33 0.22
74:	421.96	0.59	318:	135.45	5.20	1400:	49.73	1.68	5000:	10.80	0.16	14900: 5.30 0.02
80:	342.00	51.00	325:	151.07	0.01	2695:	27.50	0.28	8420:	10.15	0.07	15300: 5.41 0.81
J0445-281 PKS 0442-28 , $N_{GC} = 1$, $\alpha = 04:44:37.3$ $\delta = -28:09:51.7$												
74:	57.61	0.19	365:	22.86	0.85	468:	22.66	2.27	1400:	3.47	0.11	2695: 3.82 0.14 5009: 1.47 0.06
80:	70.00	10.00	408:	18.85	0.84	635:	15.72	0.36	1410:	7.15	0.15	2700: 2.55 0.06 31400: 0.21 0.05
160:	44.50	5.80	465:	21.55	2.16	960:	10.16	0.13	2650:	3.89	0.06	4850: 2.14 0.10
J0446+395 *3C 125 , $N_{GC} = 1$, $\alpha = 04:46:18.0$ $\delta = +39:45:06.9$												
74:	30.06	0.19	232:	17.88	0.05	327:	8.93	8.88	1400:	2.02	0.06	
82:	30.30	5.90	325:	8.88	0.00	365:	8.49	0.13	4850:	0.50	0.04	
J0447+504 *3C 128 , $N_{GC} = 1$, $\alpha = 04:46:46.8$ $\delta = +50:37:37.1$												
74:	16.08	0.12	325:	5.41	0.00	365:	5.29	0.12	1400:	1.31	0.04	
232:	6.32	0.05	327:	4.77	5.41	408:	4.43	0.03	4850:	0.33	0.03	
J0453+313 *3C 131 , $N_{GC} = 1$, $\alpha = 04:53:23.3$ $\delta = +31:29:26.3$												
74:	35.75	0.24	325:	11.15	0.01	365:	10.59	0.20	2700:	1.54	0.03	
232:	21.82	0.05	327:	11.49	11.15	1400:	2.87	0.10	4850:	0.80	0.07	
J0455-301 PKS 0453-30 , $N_{GC} = 1$, $\alpha = 04:55:14.5$ $\delta = -30:06:41.6$												
74:	29.14	0.14	160:	20.10	3.00	408:	9.32	1.97	1410:	2.70	0.53	4850: 1.47 0.10
80:	30.00	5.00	365:	10.13	0.21	1400:	3.43	0.11	2700:	1.93	0.09	5009: 1.23 0.08
J0455-203 NGC 1692 , $N_{GC} = 1$, $\alpha = 04:55:23.7$ $\delta = -20:34:15.3$												
74:	24.83	0.13	408:	11.25	0.16	960:	6.03	0.13	2695:	2.85	0.05	5009: 1.79 0.07 31400: 0.24 0.05
80:	27.00	4.00	465:	9.15	0.60	1400:	4.59	0.16	2700:	2.79	0.11	8870: 1.35 0.05
160:	17.30	2.60	468:	9.62	0.63	1410:	4.82	0.11	3900:	2.28	0.04	10695: 0.87 0.01
365:	12.02	0.29	635:	8.31	0.25	2300:	3.21	0.05	4850:	1.98	0.10	11200: 0.82 0.02
J0457+225 3C 132 , $N_{GC} = 1$, $\alpha = 04:56:43.2$ $\delta = +22:49:23.7$												
26:	64.00	8.00	80:	38.00	5.00	318:	10.06	0.51	750:	3.86	0.18	4850: 1.07 0.10 10695: 0.52 0.01
38:	47.90	4.80	160:	11.80	2.80	365:	10.97	0.19	1400:	3.43	0.12	5000: 1.04 0.05 14900: 0.38 0.03
74:	23.46	0.15	178:	13.30	0.70	635:	7.64	0.66	2700:	1.98	0.07	5009: 1.16 0.07
J0503+252 3C 133 , $N_{GC} = 1$, $\alpha = 05:02:58.4$ $\delta = +25:16:22.6$												
22:	88.29	12.90	80:	49.00	7.00	365:	16.90	0.33	960:	7.88	0.34	3900: 2.67 0.05 7700: 1.57 0.02
26:	98.00	21.00	160:	27.20	1.50	408:	16.44	1.20	1400:	5.77	0.20	4850: 2.37 0.21 11200: 1.13 0.02
38:	63.20	6.30	178:	23.35	1.35	635:	11.17	0.94	2300:	4.01	0.27	5000: 2.14 0.11 14900: 1.00 0.03

Table 3—Continued

74:	43.03	0.18	318:	16.00	0.70	750:	9.15	0.29	2700:	3.46	0.12	5009:	2.24	0.09
J0505+381 3C 134:[MSM98] 2, $N_{GC} = 1$, $\alpha = 05:04:42.7$ $\delta = +38:06:12.7$														
74:	181.08	0.72	232:	110.20	0.05	327:	21.05	47.88	4850:	1.92	0.17			
82:	195.00	2.10	325:	47.88	0.01	1400:	2.14	0.07						
J0505-101 ARP 187, $N_{GC} = 1$, $\alpha = 05:04:52.8$ $\delta = -10:14:53.0$														
74:	17.50	0.10	365:	5.16	0.10	408:	4.67	0.14	1400:	1.48	0.04	4850:	0.49	0.03
J0509+296 *4C +29.16, $N_{GC} = 1$, $\alpha = 05:09:29.5$ $\delta = +29:57:56.3$														
74:	16.31	0.17	325:	4.73	0.01	327:	4.09	4.71	365:	4.96	0.09	1400:	1.06	0.03
4850:	0.28	0.03												
J0511-184 2MASX J05103192-18384, $N_{GC} = 1$, $\alpha = 05:10:32.3$ $\delta = -18:38:40.1$														
74:	43.24	0.19	365:	7.08	0.18	1400:	0.63	0.02	4850:	0.10	0.01			
352:	6.22	0.25	408:	5.02	0.13	1410:	0.70	0.17						
J0520+505 3C 137, $N_{GC} = 1$, $\alpha = 05:19:32.4$ $\delta = +50:54:34.3$														
74:	20.87	0.12	232:	8.27	0.05	327:	5.67	7.15	408:	5.90	0.04	2700:	1.09	0.02
82:	20.40	2.60	325:	7.15	0.00	365:	7.43	0.12	1400:	2.07	0.07	4850:	0.55	0.05
J0522-205 PKS 0519-20, $N_{GC} = 1$, $\alpha = 05:21:38.8$ $\delta = -20:47:39.1$														
74:	17.34	0.12	465:	5.38	0.81	1400:	1.92	0.06	3900:	0.61	0.01	7700:	0.30	0.01
365:	8.01	0.11	635:	4.65	0.23	1410:	2.08	0.09	4850:	0.40	0.02	11200:	0.13	0.01
408:	7.34	0.18	960:	2.94	0.10	2300:	1.11	0.05	5009:	0.38	0.02			
J0524+281 *3C 139.2, $N_{GC} = 1$, $\alpha = 05:24:26.9$ $\delta = +28:12:54.1$														
74:	35.42	0.33	365:	7.78	0.21	1400:	0.29	0.01	4850:	0.48	0.04			
J0527+325 6C B052326.5+324730, $N_{GC} = 1$, $\alpha = 05:26:43.5$ $\delta = +32:50:01.9$														
22:	70.43	6.94	232:	11.02	0.05	327:	8.04	9.17	1400:	2.17	0.07			
74:	28.11	0.20	325:	9.17	0.00	365:	10.25	0.12	4850:	0.66	0.06			
J0531+063 3C 142.1, $N_{GC} = 1$, $\alpha = 05:31:29.5$ $\delta = +06:30:26.7$														
74:	35.41	0.16	318:	11.53	0.49	408:	11.19	0.33	611:	7.36	0.28	2700:	1.71	0.01
112:	24.75	3.78	365:	10.86	0.17	606:	6.55	0.40	1400:	3.23	0.10	4850:	0.94	0.05
5000:	0.85	0.06												
J0535+220 N/A, $N_{GC} = 1$, $\alpha = 05:34:30.6$ $\delta = +22:02:14.1$														
74:	1883.43	3.68	1400:	324.32	9.78									
J0542+473 4C +47.16, $N_{GC} = 1$, $\alpha = 05:41:49.3$ $\delta = +47:29:09.5$														
74:	18.38	0.12	325:	5.60	0.00	365:	5.35	0.13	1400:	1.80	0.05			
232:	7.51	0.05	327:	5.56	5.60	408:	4.56	0.02	4850:	1.09	0.10			
J0543+495 3C 147, $N_{GC} = 1$, $\alpha = 05:42:36.2$ $\delta = +49:51:06.6$														
26:	40.00	7.00	327:	56.92	56.77	1670:	18.75	0.47	4900:	8.30	0.10	8420:	4.88	0.02
74:	54.68	0.22	365:	54.04	3.63	2250:	12.77	0.19	5000:	8.12	0.41	9550:	4.13	0.13
82:	62.20	19.00	408:	51.18	0.48	2695:	3.28	0.07	6600:	6.18	0.17	10007:	3.94	0.12
178:	64.99	4.38	750:	23.39	1.00	2700:	6.19	0.08	8000:	5.04	0.06	10500:	3.96	0.10
232:	64.38	0.05	966:	24.64	1.90	4800:	3.14	0.03	8085:	4.92	0.19	10560:	3.76	0.12
325:	56.77	0.00	1400:	22.88	0.69	4850:	7.26	0.65	8300:	5.00	0.25	10695:	4.14	0.12
14500:	1.40	0.02	14900:	2.68	0.01	31400:	1.21	0.10	90000:	0.50	0.27			
J0543-242 PKS 0541-24, $N_{GC} = 1$, $\alpha = 05:43:07.8$ $\delta = -24:21:03.5$														
74:	16.85	0.11	365:	4.25	0.10	408:	3.61	0.11	1400:	1.04	0.04	4850:	0.36	0.02
J0604+202 3C 152, $N_{GC} = 1$, $\alpha = 06:04:28.5$ $\delta = +20:21:21.3$														
22:	70.43	3.97	74:	22.25	0.19	82:	25.00	2.20	365:	7.99	0.07	1400:	1.86	0.07
4850:	0.37	0.03												
J0606+644 4C +64.07, $N_{GC} = 1$, $\alpha = 06:06:25.6$ $\delta = +64:44:42.6$														
74:	19.09	0.14	325:	4.99	0.00	365:	5.23	0.16	4850:	0.25	0.02			
232:	7.43	0.05	327:	5.10	4.99	1400:	1.04	0.04						
J0607-202 PKS 0604-20, $N_{GC} = 2$, $\alpha = 06:06:33.8$ $\delta = -20:22:02.1$														
74:	17.96	0.13	408:	6.66	1.59	1410:	2.60	0.51	2695:	1.84	0.14	5009:	1.04	0.07
80:	20.00	5.00	960:	4.30	0.34	2300:	1.89	0.07	3900:	1.27	0.02	9550:	0.51	0.02
365:	9.22	0.26	1400:	3.30	0.09	2650:	1.80	0.35	4850:	1.04	0.06	10007:	0.47	0.02
11200:	0.40	0.02	10560:	0.42	0.04	10695:	0.41	0.01						
J0610+480 3C 153, $N_{GC} = 1$, $\alpha = 06:09:32.9$ $\delta = +48:04:13.6$														

Table 3—Continued

26:	43.00	8.00	232:	15.46	0.05	750:	4.48	0.18	4800:	0.53	0.02	9550:	0.70	0.03	10800:	0.65	0.04
38:	43.51	3.90	325:	12.48	0.00	966:	5.41	0.45	4850:	1.48	0.13	10007:	0.65	0.03	14500:	0.11	0.01
74:	26.81	0.14	327:	12.65	12.48	1400:	4.13	0.12	4900:	1.37	0.06	10560:	0.61	0.02	14900:	0.42	0.01
82:	30.50	4.50	365:	12.37	0.54	2695:	1.54	0.11	5000:	1.34	0.07	10685:	0.62	0.03			
178:	12.55	1.08	408:	11.02	0.03	2700:	1.19	0.03	8000:	0.32	0.04	10695:	0.62	0.03			
J0614+260 *RGB J0613+260A , $N_{GC} = 1$, $\alpha = 06:13:49.5$ $\delta = +26:04:36.1$																	
22:	106.14	8.93	80:	70.00	10.00	178:	24.95	2.25	606:	9.19	0.56	1400:	5.00	0.17	5000:	2.01	0.10
26:	121.00	16.00	82:	72.00	2.90	318:	14.61	0.61	635:	9.02	0.77	2300:	3.28	0.03	5009:	2.15	0.09
38:	84.90	8.50	112:	29.02	3.98	365:	17.06	0.45	750:	8.18	0.30	2700:	3.13	0.16			
74:	55.45	0.16	160:	30.50	4.00	408:	15.84	1.16	960:	6.69	0.14	4850:	1.89	0.17			
J0622+143 3C 158 , $N_{GC} = 1$, $\alpha = 06:21:41.1$ $\delta = +14:32:10.8$																	
74:	37.68	0.13	112:	23.06	3.68	365:	9.14	0.12	1400:	2.24	0.07	5000:	0.55	0.04			
82:	39.00	3.70	318:	8.73	0.39	606:	4.74	0.30	4850:	0.74	0.07						
J0625+400 3C 159 , $N_{GC} = 1$, $\alpha = 06:25:03.8$ $\delta = +40:03:51.7$																	
26:	68.00	6.00	232:	6.89	0.05	365:	7.12	0.27	1400:	2.12	0.07	4850:	0.68	0.06	10800:	0.36	0.03
74:	19.51	0.11	325:	6.87	0.00	408:	6.20	0.48	2695:	1.16	0.04	4900:	2.71	0.01			
178:	7.20	0.70	327:	6.41	6.87	750:	3.89	0.10	4800:	0.71	0.01	10695:	0.27	0.02			
J0625+402 *B3 0621+403B , $N_{GC} = 1$, $\alpha = 06:25:20.7$ $\delta = +40:21:01.2$																	
74:	18.40	0.11	325:	4.68	0.00	365:	6.09	0.26	4850:	0.23	0.02						
232:	6.00	0.05	327:	4.71	4.68	1400:	0.92	0.03									
J0627-055 *3C 161 , $N_{GC} = 1$, $\alpha = 06:27:09.8$ $\delta = -05:53:11.1$																	
74:	90.74	0.19	408:	43.96	5.32	635:	34.34	0.30	1410:	19.13	0.13	4850:	7.52	0.10	10560:	3.08	0.12
80:	108.00	15.00	465:	38.60	0.25	750:	30.71	0.37	2650:	10.40	1.64	5009:	6.80	0.22	10685:	3.20	0.04
160:	70.80	9.20	468:	40.58	0.26	960:	24.65	0.21	2695:	11.18	0.12	9550:	3.42	0.13			
365:	44.24	1.08	580:	36.69	0.92	1400:	18.49	0.65	2700:	11.55	0.09	10007:	3.19	0.12			
J0643+232 3C 165 , $N_{GC} = 1$, $\alpha = 06:43:07.3$ $\delta = +23:19:02.7$																	
22:	70.43	4.96	74:	25.81	0.13	178:	14.60	1.30	750:	5.24	0.24	4850:	0.76	0.07			
26:	59.00	7.00	80:	27.00	4.00	365:	5.90	0.16	1400:	2.58	0.09	5000:	0.76	0.04			
38:	50.10	5.00	160:	15.70	2.30	635:	5.19	0.47	2700:	1.34	0.05						
J0645+212 3C 166 , $N_{GC} = 1$, $\alpha = 06:45:24.2$ $\delta = +21:21:48.3$																	
26:	110.00	8.00	160:	17.80	2.60	635:	5.00	0.45	2300:	1.83	0.02	4850:	1.20	0.11	11200:	0.73	0.02
38:	79.50	8.00	178:	15.85	1.40	750:	4.34	0.15	2700:	1.73	0.09	5000:	1.11	0.06	21700:	0.51	0.04
74:	38.94	0.12	318:	9.20	0.40	960:	3.62	0.05	3900:	1.34	0.01	5009:	1.02	0.07			
80:	37.00	5.00	365:	7.86	0.11	1400:	2.59	0.09	4800:	0.96	0.00	7700:	0.90	0.02			
J0655+541 3C 171 , $N_{GC} = 2$, $\alpha = 06:55:14.6$ $\delta = +54:08:59.3$																	
26:	98.00	10.00	232:	16.26	0.05	408:	11.03	0.05	2695:	0.66	0.01	5000:	1.21	0.06			
38:	53.39	4.80	325:	13.31	0.01	750:	3.23	0.06	2700:	2.05	0.07	10695:	0.53	0.02			
74:	39.84	0.31	327:	12.88	13.29	966:	4.44	0.39	4850:	1.15	0.10	10800:	0.54	0.04			
178:	10.89	0.71	365:	13.21	0.21	1400:	3.68	0.13	4900:	1.18	0.01	14900:	0.39	0.01			
J0659-242 *PKS 0656-24 , $N_{GC} = 1$, $\alpha = 06:58:57.6$ $\delta = -24:17:25.3$																	
74:	48.93	0.19	365:	12.47	0.26	408:	9.68	0.34	1400:	2.08	0.07	4850:	0.74	0.04			
J0709+745 3C 173.1 , $N_{GC} = 1$, $\alpha = 07:09:17.7$ $\delta = +74:49:27.1$																	
38:	52.28	4.70	232:	15.95	0.05	750:	4.85	0.16	4800:	0.79	0.01	5000:	0.76	0.08			
74:	25.84	0.10	325:	10.53	0.01	1400:	2.77	0.09	4850:	0.86	0.08	10700:	0.32	0.02			
178:	15.62	1.08	327:	7.15	9.52	2700:	1.47	0.06	4900:	0.81	0.02	14900:	0.27	0.03			
J0712-204 *PKS 0709-20 , $N_{GC} = 1$, $\alpha = 07:11:47.3$ $\delta = -20:43:09.3$																	
74:	29.57	0.14	365:	8.13	0.18	408:	7.52	0.12	1400:	2.06	0.07	4850:	0.57	0.03			
J0713+115 3C 175 , $N_{GC} = 1$, $\alpha = 07:13:02.5$ $\delta = +11:46:13.3$																	
74:	43.44	0.14	408:	8.95	0.28	1400:	1.69	0.06	4850:	0.67	0.06						
365:	10.64	0.17	611:	5.84	0.24	2700:	1.26	0.03	5000:	0.67	0.05						
J0714+144 3C 175.1 , $N_{GC} = 1$, $\alpha = 07:14:04.7$ $\delta = +14:36:23.0$																	
74:	16.32	0.11	408:	4.77	0.15	1400:	1.93	0.06	4850:	0.68	0.06						
365:	5.87	0.10	611:	3.33	0.16	2700:	1.11	0.02	5000:	0.58	0.04						

Table 3—Continued

J0717-250 *PKS 0715-25 , $N_{GC} = 2$, $\alpha = 07:17:17.8$ $\delta = -25:04:52.4$																	
74:	27.06	0.20	160:	20.00	3.00	408:	8.59	1.42	1410:	3.30	0.62	4850:	1.52	0.08			
80:	28.00	4.00	365:	12.18	0.26	1400:	4.37	0.15	2695:	1.90	0.19	5009:	1.56	0.08			
J0722-185 PKS 0719-18 , $N_{GC} = 1$, $\alpha = 07:22:09.4$ $\delta = -18:48:27.8$																	
74:	20.02	0.19	365:	6.42	0.13	1400:	1.03	0.04	4850:	0.60	0.03						
J0725-094 *NGC 2377 , $N_{GC} = 1$, $\alpha = 07:24:55.1$ $\delta = -09:39:55.7$																	
74:	17.49	0.14	365:	6.53	0.25	1400:	1.38	0.05	4800:	0.34	0.00	4850:	0.35	0.02			
J0727-020 *3C 180 , $N_{GC} = 1$, $\alpha = 07:27:05.0$ $\delta = -02:04:41.6$																	
22:	94.24	8.93	408:	7.22	0.22	635:	5.73	0.29	1410:	2.97	0.10	4850:	0.97	0.05			
74:	23.53	0.17	465:	6.75	0.47	960:	4.08	0.13	2695:	1.73	0.04	5000:	1.08	0.11			
365:	4.72	0.14	611:	4.63	0.25	1400:	1.51	0.05	2700:	1.66	0.06	5009:	0.85	0.05			
J0728+144 [HB89] 0725+147 ABS01 , $N_{GC} = 1$, $\alpha = 07:28:10.4$ $\delta = +14:37:37.9$																	
74:	22.78	0.12	365:	7.94	0.16	606:	4.50	0.28	960:	3.09	0.17	2700:	1.28	0.02	5009:	0.73	0.03
112:	17.10	3.38	408:	6.73	0.21	611:	3.84	0.19	1400:	2.30	0.07	4850:	0.71	0.06			
318:	7.41	0.34	465:	5.81	0.45	635:	4.68	0.23	1410:	2.28	0.09	5000:	0.61	0.04			
J0728+675 3C 179 , $N_{GC} = 1$, $\alpha = 07:28:11.5$ $\delta = +67:48:46.2$																	
74:	17.72	0.10	327:	6.61	6.58	1400:	2.12	0.07	4850:	0.91	0.08	10695:	0.98	0.04	31400:	0.42	0.10
178:	9.40	0.80	365:	6.02	0.26	2250:	0.33	0.01	4900:	1.32	0.07	10800:	0.51	0.03	37000:	0.45	0.09
232:	11.22	0.05	750:	3.29	0.06	2695:	1.09	0.05	8000:	0.28	0.04	14500:	0.17	0.01			
325:	6.61	0.00	966:	2.75	0.28	4800:	0.25	0.01	8300:	0.22	0.02	22000:	0.64	0.04			
J0729+244 B2 0726+24 , $N_{GC} = 1$, $\alpha = 07:29:28.0$ $\delta = +24:36:20.2$																	
22:	97.22	16.86	74:	19.41	0.14	365:	1.11	0.07	1400:	0.07	0.00						
J0739+702 3C 184 , $N_{GC} = 1$, $\alpha = 07:39:24.6$ $\delta = +70:23:12.8$																	
74:	23.50	0.11	325:	9.68	0.01	750:	4.34	0.15	4800:	0.62	0.01	5000:	0.60	0.06			
178:	12.61	0.70	327:	9.86	9.68	1400:	2.58	0.08	4850:	0.62	0.06	10700:	0.21	0.01			
232:	15.76	0.05	365:	9.46	0.25	2700:	1.25	0.05	4900:	0.60	0.01	14900:	0.15	0.01			
J0744+375 FBQS J074417.4+375317 , $N_{GC} = 1$, $\alpha = 07:44:17.4$ $\delta = +37:53:16.0$																	
26:	55.00	7.00	178:	15.06	1.04	365:	6.85	0.11	2695:	0.54	0.03	5000:	0.38	0.04			
38:	53.39	4.80	232:	10.60	0.05	408:	6.00	0.37	2700:	0.60	0.06	10600:	0.09	0.00			
74:	32.39	0.10	325:	7.46	0.00	750:	2.80	0.22	4850:	0.31	0.03	14900:	0.06	0.01			
151:	19.48	0.11	327:	7.11	7.46	1400:	1.24	0.04	4900:	0.27	0.01						
J0747-186 *PKS 0745-18 , $N_{GC} = 1$, $\alpha = 07:47:20.3$ $\delta = -18:56:47.8$																	
74:	18.65	0.17	408:	5.17	0.14	1400:	1.39	0.04	4850:	0.29	0.02						
J0748-192 *PKS 0745-19 , $N_{GC} = 1$, $\alpha = 07:47:31.4$ $\delta = -19:17:39.1$																	
74:	37.31	0.17	408:	10.15	0.29	635:	6.85	0.26	1400:	2.37	0.08	2695:	0.82	0.45	4850:	0.48	0.03
365:	10.63	0.66	465:	7.70	0.81	960:	3.94	0.17	1410:	2.54	0.13	2700:	1.13	0.11	5009:	0.41	0.02
J0802+141 3C 190 , $N_{GC} = 1$, $\alpha = 08:01:33.4$ $\delta = +14:14:44.6$																	
26:	65.00	8.00	160:	17.30	2.60	430:	6.91	0.38	750:	4.42	0.15	2700:	1.44	0.02	10007:	0.34	0.03
74:	33.19	0.11	178:	16.71	1.14	465:	7.46	0.81	960:	3.68	0.17	4850:	0.73	0.06	10560:	0.33	0.03
80:	32.00	5.00	318:	9.38	0.40	468:	7.84	0.85	1400:	2.73	0.08	5000:	0.81	0.07	10695:	0.38	0.03
82:	28.40	4.40	365:	9.46	0.09	606:	4.86	0.30	1410:	2.68	0.13	5009:	0.90	0.03	14900:	0.30	0.01
112:	22.96	3.68	408:	8.02	1.61	611:	4.68	0.28	2695:	1.35	0.08	9550:	0.37	0.03			
J0802+501 6C B075752.2+501805 , $N_{GC} = 1$, $\alpha = 08:01:35.5$ $\delta = +50:09:42.9$																	
26:	34.00	7.00	232:	7.43	0.05	327:	6.32	6.41	408:	5.29	0.03	1400:	1.47	0.04	4850:	0.45	0.04
74:	18.80	0.14	325:	6.41	0.00	365:	6.05	0.11	966:	1.97	0.24	2695:	0.75	0.03	4900:	0.40	0.01
J0805+102 3C 191 , $N_{GC} = 1$, $\alpha = 08:04:48.1$ $\delta = +10:15:23.6$																	
22:	96.22	7.94	318:	7.79	0.36	606:	3.88	0.25	1400:	1.85	0.06	4850:	0.54	0.05			
74:	29.78	0.12	365:	7.79	0.09	611:	3.74	0.25	1410:	1.91	0.11	5000:	0.50	0.04			
112:	25.15	3.78	408:	7.32	0.32	960:	2.83	0.17	2700:	0.93	0.02	5009:	0.48	0.02			
J0806+241 3C 192 , $N_{GC} = 1$, $\alpha = 08:05:35.2$ $\delta = +24:09:52.1$																	
22:	129.95	7.94	80:	44.00	6.00	365:	4.94	0.31	1400:	2.87	0.09	4850:	1.85	0.16			
26:	138.00	9.00	160:	26.90	3.50	408:	7.77	0.55	1670:	4.48	0.13	5000:	2.08	0.08			
38:	86.03	7.70	178:	23.25	2.06	635:	8.13	0.70	2695:	3.20	0.05	5009:	2.68	0.10			

Table 3—Continued

74:	46.32	0.27	318:	14.39	0.57	750:	5.46	0.24	2700:	3.23	0.16	10695:	1.27	0.05
J0809-103 3C 195 , $N_{GC} = 1$, $\alpha = 08:08:53.2$ $\delta = -10:28:03.5$														
12:	204.20	38.80	25:	100.90	12.10	365:	8.53	0.47	635:	8.61	0.27	1410:	4.28	0.11
14:	173.40	22.50	74:	33.17	0.20	408:	11.01	2.22	750:	7.42	0.07	2650:	2.54	0.03
16:	161.10	24.20	80:	42.00	6.00	465:	10.51	1.39	960:	5.60	0.19	2695:	2.54	0.04
20:	118.10	14.20	160:	20.50	3.10	468:	11.05	1.46	1400:	2.76	0.10	4850:	1.58	0.08
												10560:	0.67	0.04
J0810+423 *3C 194 , $N_{GC} = 1$, $\alpha = 08:10:03.6$ $\delta = +42:28:05.0$														
22:	41.66	2.98	151:	14.08	0.11	327:	7.32	7.22	966:	2.62	0.27	4850:	0.66	0.06
26:	41.00	8.00	178:	10.70	1.05	365:	7.01	0.11	1400:	2.06	0.06	4900:	0.62	0.03
74:	17.82	0.08	232:	8.77	0.05	408:	5.68	0.17	2695:	1.16	0.05	5000:	0.61	0.06
82:	17.60	3.40	325:	7.22	0.00	750:	3.42	0.22	2700:	1.12	0.04	10600:	0.18	0.00
J0814+481 6C B080959.7+482206 , $N_{GC} = 1$, $\alpha = 08:13:36.3$ $\delta = +48:13:01.1$														
22:	275.78	19.84	178:	39.45	2.55	750:	25.33	0.19	4800:	4.23	0.04	8420:	2.53	0.02
26:	221.00	14.00	232:	65.16	0.05	966:	18.81	1.46	4850:	4.50	0.40	10500:	2.04	0.07
38:	180.71	8.10	325:	49.28	0.01	1400:	15.01	0.45	4900:	4.42	0.05	10695:	2.02	0.05
74:	132.69	0.31	327:	49.86	49.28	1410:	13.82	0.02	5000:	4.33	0.22	10800:	1.99	0.08
82:	137.00	12.00	365:	51.00	2.18	2695:	5.06	0.22	6600:	3.27	0.13	14500:	0.49	0.01
151:	99.93	0.09	408:	42.32	0.14	2700:	7.86	0.28	8000:	0.88	0.03	14900:	1.23	0.01
J0815+456 4C +46.17 , $N_{GC} = 1$, $\alpha = 08:14:30.5$ $\delta = +45:56:36.3$														
74:	15.99	0.15	232:	7.38	0.05	327:	5.56	5.37	408:	4.08	0.13	4850:	0.27	0.02
151:	12.60	0.09	325:	5.37	0.01	365:	5.00	0.06	1400:	1.11	0.03	10600:	0.11	0.00
J0815-031 3C 196.1 , $N_{GC} = 1$, $\alpha = 08:15:27.9$ $\delta = -03:08:26.2$														
74:	45.17	0.15	408:	9.54	0.29	960:	2.73	0.17	1410:	1.97	0.09	4850:	0.51	0.03
365:	9.87	0.11	635:	4.81	0.28	1400:	1.96	0.06	2700:	0.94	0.02	5009:	0.41	0.01
J0821+181 4C +18.24 , $N_{GC} = 1$, $\alpha = 08:20:44.1$ $\delta = +18:13:20.7$														
74:	15.91	0.14	408:	4.06	0.18	1400:	1.27	0.04	4850:	0.36	0.03			
365:	4.93	0.07	611:	3.02	0.21	2700:	0.60	0.02	5000:	0.31	0.02			
J0822+470 3C 197.1 , $N_{GC} = 1$, $\alpha = 08:21:33.7$ $\delta = +47:02:35.9$														
26:	50.00	6.00	178:	9.95	0.90	365:	5.76	0.11	1400:	1.79	0.06	4900:	0.87	0.06
74:	15.86	0.14	232:	7.34	0.05	408:	4.76	0.10	2695:	1.14	0.05	5000:	0.85	0.09
82:	12.40	1.10	325:	5.96	0.01	750:	3.21	0.22	2700:	1.10	0.05	10600:	0.20	0.00
151:	12.54	0.11	327:	5.86	5.96	966:	2.68	0.27	4850:	0.62	0.06	10695:	0.30	0.02
J0827-203 PKS 0825-20 , $N_{GC} = 1$, $\alpha = 08:27:17.2$ $\delta = -20:26:20.3$														
74:	24.85	0.15	365:	11.69	0.29	468:	10.02	1.46	1400:	3.75	0.13	2695:	2.12	0.04
80:	31.00	5.00	408:	10.40	0.16	635:	7.45	0.23	1410:	3.87	0.09	2700:	2.09	0.02
160:	17.30	2.60	465:	9.53	1.39	960:	5.12	0.15	2650:	2.16	0.03	4850:	1.31	0.07
J0827+292 3C 200 , $N_{GC} = 1$, $\alpha = 08:27:25.4$ $\delta = +29:18:45.1$														
26:	69.00	6.00	80:	23.00	3.00	318:	7.18	0.31	365:	6.67	0.17	1400:	2.04	0.07
38:	44.62	4.00	151:	13.88	0.06	325:	7.71	0.00	408:	7.31	0.56	2695:	1.11	0.04
74:	26.64	0.10	178:	15.10	1.71	327:	7.54	7.71	750:	3.82	0.29	2700:	1.09	0.05
												10695:	0.32	0.03
J0835+141 4C +14.27 , $N_{GC} = 1$, $\alpha = 08:35:03.8$ $\delta = +14:11:51.3$														
74:	16.63	0.16	408:	3.85	0.12	1400:	1.16	0.04	4850:	0.30	0.03			
365:	4.59	0.09	611:	2.21	0.16	2700:	0.58	0.02	5000:	0.30	0.02			
J0838+651 3C 204 , $N_{GC} = 1$, $\alpha = 08:37:44.8$ $\delta = +65:13:35.8$														
74:	25.47	0.14	232:	27.12	0.05	327:	5.48	6.59	1400:	1.27	0.04			
82:	31.40	2.30	325:	6.59	0.00	365:	5.72	0.17	4850:	0.35	0.03			
J0839+575 3C 205 , $N_{GC} = 1$, $\alpha = 08:39:06.6$ $\delta = +57:54:16.1$														
26:	61.00	10.00	178:	13.68	1.20	365:	9.66	0.21	2695:	1.14	0.05	5000:	0.67	0.07
38:	50.06	4.50	232:	13.80	0.05	750:	4.04	0.29	2700:	1.14	0.05	10695:	0.25	0.02
74:	26.07	0.14	325:	9.38	0.01	966:	3.32	0.31	4850:	0.65	0.06	10800:	0.10	0.02
82:	41.60	3.10	327:	9.63	9.38	1400:	2.26	0.08	4900:	0.68	0.04	14900:	0.16	0.01
J0841+131 3C 207 , $N_{GC} = 1$, $\alpha = 08:40:47.8$ $\delta = +13:12:25.4$														
26:	62.00	7.00	408:	6.61	1.61	1410:	2.83	0.13	4800:	0.68	0.02	10695:	0.89	0.01
38:	40.29	7.30	611:	4.42	0.21	2300:	1.96	0.05	4850:	1.24	0.11	11200:	1.22	0.01
												31400:	0.92	0.19

Table 3—Continued

74:	24.40	0.14	635:	5.10	0.28	2650:	1.82	0.03	5000:	1.43	0.07	14500:	1.11	0.03
80:	26.00	4.00	750:	2.82	0.13	2695:	1.70	0.09	5009:	1.35	0.04	14900:	0.72	0.01
178:	13.07	0.92	960:	1.73	0.02	2700:	1.24	0.02	7700:	1.28	0.02	21700:	1.12	0.04
365:	9.29	0.34	1400:	2.61	0.08	3900:	1.54	0.03	8000:	0.67	0.04	22000:	1.24	0.17
J0849+783 4C +78.07 , $N_{GC} = 1$, $\alpha = 08:48:33.8$ $\delta = +78:30:03.3$														
74:	15.45	0.12	327:	5.34	5.37	2308:	0.86	0.08	4900:	0.37	0.01	11200:	0.13	0.01
178:	8.10	0.70	352:	5.37	0.21	2700:	0.70	0.01	7700:	0.20	0.01	21740:	0.04	0.01
232:	11.85	0.05	1400:	1.51	0.05	3900:	0.51	0.03	10700:	0.14	0.01			
J0853-205 PKS 0850-20 , $N_{GC} = 1$, $\alpha = 08:53:00.5$ $\delta = -20:47:20.9$														
74:	24.59	0.15	465:	6.60	0.15	1400:	2.29	0.08	2695:	1.13	0.03	4850:	0.61	0.03
365:	8.62	0.19	635:	4.71	0.23	1410:	2.34	0.07	2700:	1.09	0.02	5009:	0.52	0.03
408:	7.49	0.16	960:	3.31	0.17	2300:	1.55	0.05	3900:	0.88	0.01	11200:	0.23	0.02
J0853+135 3C 208:[KSS94] 04 , $N_{GC} = 1$, $\alpha = 08:53:08.7$ $\delta = +13:52:59.3$														
26:	84.00	10.00	160:	20.30	3.00	465:	7.55	1.39	960:	3.63	0.17	2700:	0.78	0.02
38:	63.16	5.70	178:	18.55	1.27	468:	7.94	1.46	1400:	2.36	0.07	4850:	0.55	0.05
74:	37.19	0.16	318:	10.61	0.44	611:	4.80	0.20	1410:	2.56	0.09	5000:	0.51	0.11
80:	39.00	5.00	365:	10.76	0.19	635:	6.26	0.30	2650:	1.19	0.02	5009:	0.56	0.07
82:	41.50	3.70	408:	8.28	1.65	750:	4.71	0.15	2695:	1.14	0.07	9550:	0.27	0.02
J0858+340 3C 211 , $N_{GC} = 1$, $\alpha = 08:57:40.5$ $\delta = +34:04:08.5$														
26:	39.00	6.00	178:	9.40	0.90	325:	6.52	0.00	408:	5.88	0.46	2695:	0.98	0.05
74:	19.48	0.11	232:	9.63	0.05	327:	5.58	6.52	750:	3.23	0.06	4755:	0.54	0.02
151:	12.36	0.07	318:	5.83	0.28	365:	6.30	0.13	1400:	1.80	0.06	4850:	0.56	0.05
J0858+275 3C 210 , $N_{GC} = 1$, $\alpha = 08:58:10.1$ $\delta = +27:50:53.0$														
26:	64.00	6.00	151:	18.25	0.05	408:	6.92	1.53	2700:	0.95	0.09	9550:	0.24	0.04
74:	23.71	0.13	178:	10.25	1.05	750:	3.29	0.22	4800:	0.46	0.00	10007:	0.24	0.03
80:	26.00	4.00	318:	7.17	0.32	1400:	1.81	0.06	4850:	0.51	0.04	10560:	0.22	0.03
82:	26.00	3.60	365:	7.02	0.14	2695:	0.80	0.08	5000:	0.49	0.09	14900:	0.11	0.01
J0859+141 3C 212 , $N_{GC} = 1$, $\alpha = 08:58:41.5$ $\delta = +14:09:47.8$														
26:	52.00	7.00	318:	8.63	0.37	635:	5.31	0.24	2300:	1.75	0.02	4800:	0.23	0.01
74:	23.34	0.18	365:	8.68	0.16	750:	4.55	0.16	2650:	1.50	0.04	4850:	0.75	0.07
80:	29.00	4.00	408:	6.61	1.37	960:	3.70	0.12	2695:	1.46	0.04	5000:	0.89	0.04
160:	16.00	2.40	465:	7.08	0.20	1400:	2.37	0.07	2700:	1.51	0.02	5009:	0.92	0.07
178:	15.40	1.08	468:	7.44	0.21	1410:	2.76	0.10	3900:	1.04	0.01	7700:	0.59	0.06
J0902-256 PKS 0859-25 , $N_{GC} = 1$, $\alpha = 09:01:47.4$ $\delta = -25:55:15.7$														
74:	58.25	0.16	160:	33.10	4.30	408:	17.17	0.67	2650:	3.22	0.06	4850:	1.74	0.09
80:	55.00	8.00	365:	19.55	0.36	1400:	6.25	0.20	2695:	3.09	0.06	5009:	1.74	0.04
												10695:	0.75	0.06
J0902-052 4C -04.29 , $N_{GC} = 1$, $\alpha = 09:02:25.6$ $\delta = -05:16:40.4$														
74:	16.48	0.10	365:	5.41	0.13	408:	4.40	0.11	1400:	1.20	0.04	4850:	0.36	0.02
J0907+165 3C 215 , $N_{GC} = 1$, $\alpha = 09:06:32.0$ $\delta = +16:46:11.6$														
26:	67.00	8.00	112:	14.11	3.28	365:	5.27	0.08	606:	3.21	0.21	1400:	1.59	0.05
74:	26.26	0.12	178:	11.50	0.89	408:	6.30	0.20	611:	3.47	0.21	2700:	0.72	0.07
80:	25.00	4.00	318:	6.40	0.30	430:	4.69	0.28	750:	2.79	0.22	4850:	0.38	0.03
												14900:	0.13	0.01
J0909+375 3C 217 , $N_{GC} = 1$, $\alpha = 09:08:50.7$ $\delta = +37:48:19.0$														
26:	44.00	6.00	151:	20.41	0.11	327:	8.69	8.97	1400:	2.09	0.06	4850:	0.55	0.05
38:	42.51	3.80	178:	15.85	1.01	365:	8.72	0.13	2695:	1.01	0.04	4900:	0.50	0.01
74:	24.48	0.17	232:	14.28	0.05	408:	7.46	0.46	2700:	1.03	0.04	5000:	0.48	0.05
82:	25.80	2.90	325:	8.97	0.00	750:	4.20	0.17	4800:	0.50	0.00	10600:	0.16	0.00
J0910+425 3C 216 , $N_{GC} = 1$, $\alpha = 09:09:33.5$ $\delta = +42:53:45.8$														
26:	89.00	7.00	365:	8.43	0.13	1670:	3.27	0.09	4900:	1.80	0.02	10500:	1.42	0.07
38:	55.50	5.00	408:	11.90	0.36	2300:	2.47	0.06	5000:	1.80	0.09	10560:	1.12	0.04
74:	40.30	0.18	750:	7.19	0.15	2695:	1.20	0.06	6600:	1.59	0.10	10600:	1.13	0.02
151:	35.74	0.09	960:	5.20	0.30	2700:	1.23	0.02	7700:	1.47	0.02	10695:	1.41	0.04
178:	21.92	1.96	966:	5.16	0.44	3900:	1.90	0.04	8000:	0.52	0.02	10800:	1.78	0.06
232:	27.45	0.05	968:	6.20	0.16	4800:	0.54	0.01	8085:	1.24	0.07	11200:	1.26	0.04
325:	15.16	0.01	1400:	4.23	0.13	4850:	1.61	0.14	9550:	1.16	0.04	14500:	0.77	0.02
327:	14.66	15.16	1484:	3.36	0.17	4885:	1.62	0.08	10007:	1.15	0.04	14900:	1.27	0.01

Table 3—Continued

J0912+375 B2 0908+38 , $N_{GC} = 1$, $\alpha = 09:12:02.9$ $\delta = +37:51:34.8$																	
74:	24.49	0.18	232:	10.37	0.05	325:	6.50	0.00	365:	5.35	0.09	1400:	1.11	0.04	10600:	0.11	0.00
151:	16.51	0.11	318:	5.74	0.28	327:	5.38	5.89	408:	4.58	0.14	4850:	0.30	0.03			
J0918-121 2MASX J09180333-12050 , $N_{GC} = 1$, $\alpha = 09:18:03.6$ $\delta = -12:05:02.1$																	
74:	489.07	0.87															
J0921+454 B3 0917+458A , $N_{GC} = 2$, $\alpha = 09:21:06.0$ $\delta = +45:38:20.4$																	
74:	68.08	0.31	151:	140.24	0.14	365:	15.03	0.74	1400:	5.93	0.15	4750:	4.40	0.00	4850:	2.00	0.18
J0923+530 4C +53.18 , $N_{GC} = 1$, $\alpha = 09:22:50.0$ $\delta = +53:02:23.0$																	
74:	15.59	0.11	232:	8.32	0.05	365:	6.26	0.13	1400:	1.60	0.06	4900:	0.46	0.01			
151:	11.62	0.08	325:	5.85	0.01	408:	4.92	0.03	2695:	0.82	0.03						
178:	8.20	0.70	327:	5.42	5.85	966:	2.41	0.26	4850:	0.44	0.04						
J0933+791 3C 220.1 , $N_{GC} = 1$, $\alpha = 09:32:40.2$ $\delta = +79:06:31.1$																	
38:	50.10	5.00	232:	20.19	0.05	750:	4.65	0.16	2700:	1.06	0.05	5000:	0.54	0.05	11200:	0.13	0.01
74:	30.90	0.19	327:	7.10	9.23	1400:	2.24	0.08	3900:	0.67	0.04	7700:	0.23	0.01	14900:	0.19	0.01
178:	17.20	1.84	352:	9.23	0.37	2308:	1.33	0.12	4900:	0.53	0.01	10700:	0.23	0.01			
J0937+042 3C 222 , $N_{GC} = 1$, $\alpha = 09:36:32.3$ $\delta = +04:22:11.6$																	
74:	21.96	0.15	365:	6.27	0.14	430:	4.26	0.26	1400:	0.97	0.03	4850:	0.14	0.01			
82:	19.40	9.00	408:	5.13	0.16	611:	3.32	0.15	2700:	0.31	0.03	5000:	0.14	0.02			
J0939+832 3C 220.3 , $N_{GC} = 1$, $\alpha = 09:39:23.6$ $\delta = +83:15:23.9$																	
38:	45.73	4.10	232:	15.81	0.05	750:	6.09	0.45	2700:	1.31	0.05	5000:	0.64	0.06	11200:	0.17	0.02
74:	36.22	0.20	327:	11.32	11.59	1400:	2.95	0.09	3900:	0.92	0.05	7700:	0.30	0.01			
178:	17.26	1.70	352:	11.59	0.46	2308:	1.80	0.13	4900:	0.53	0.01	10700:	0.18	0.01			
J0942+135 3C 225B , $N_{GC} = 1$, $\alpha = 09:42:15.4$ $\delta = +13:45:50.0$																	
74:	37.05	0.14	365:	10.58	0.70	408:	9.13	0.28	1400:	3.34	0.10	4850:	1.01	0.09	5000:	0.80	0.05
J0944+095 3C 226 , $N_{GC} = 1$, $\alpha = 09:44:16.3$ $\delta = +09:46:20.7$																	
74:	36.36	0.16	408:	8.19	0.25	635:	5.72	0.29	1400:	2.39	0.08	2700:	1.12	0.03	5000:	0.49	0.04
365:	9.72	0.15	611:	5.21	0.20	960:	4.07	0.17	1410:	2.47	0.13	4850:	0.54	0.03	5009:	0.57	0.02
J0948+073 N/A, $N_{GC} = 2$, $\alpha = 09:47:49.7$ $\delta = +07:25:15.1$																	
12:	357.90	35.80	26:	164.00	10.00	178:	16.30	1.13	960:	10.66	0.18	2700:	3.08	0.05	31400:	0.53	0.13
14:	282.90	31.10	38:	134.98	6.10	408:	7.76	0.34	1400:	4.51	0.11	4850:	2.58	0.10			
16:	269.40	24.20	74:	58.28	0.33	465:	17.10	1.39	1410:	7.83	0.22	5000:	2.39	0.14			
20:	209.10	23.00	80:	75.00	11.00	468:	17.97	1.46	2650:	4.72	0.07	5009:	2.67	0.10			
25:	156.20	20.30	160:	39.60	5.20	750:	8.29	0.36	2695:	4.69	0.07	14900:	0.96	0.19			
J0950-251 PKS 0947-24 , $N_{GC} = 1$, $\alpha = 09:49:53.7$ $\delta = -25:11:30.3$																	
74:	19.36	0.19	365:	6.20	0.14	408:	4.98	0.11	1400:	1.12	0.04	4850:	0.46	0.03			
J0950+142 3C 228 , $N_{GC} = 1$, $\alpha = 09:50:10.6$ $\delta = +14:19:59.7$																	
17:	134.00	25.00	74:	33.23	0.14	178:	17.58	1.26	606:	6.11	0.30	2700:	2.03	0.07	10695:	0.59	0.04
20:	117.00	23.00	80:	34.00	5.00	318:	11.24	0.47	611:	5.46	0.29	4850:	1.21	0.11	14900:	0.36	0.02
25:	153.00	24.00	82:	35.80	2.90	365:	10.87	0.12	750:	3.02	0.04	5000:	1.12	0.07	31400:	0.24	0.06
26:	69.00	8.00	112:	21.27	3.58	408:	9.23	1.95	1400:	3.71	0.12	5009:	1.15	0.07			
38:	48.95	4.40	160:	21.20	3.20	430:	8.19	0.44	2695:	2.00	0.04	8870:	0.78	0.03			
J0952-000 3C 230 , $N_{GC} = 1$, $\alpha = 09:51:58.8$ $\delta = -00:01:26.2$																	
22:	108.13	8.93	112:	27.04	3.88	365:	13.18	0.20	606:	7.40	0.45	1400:	3.15	0.09	5000:	0.91	0.07
74:	41.71	0.15	318:	13.52	0.57	408:	12.30	0.31	611:	7.32	0.31	4850:	0.71	0.04			
J1002+285 3C 234 , $N_{GC} = 1$, $\alpha = 10:01:48.4$ $\delta = +28:47:06.1$																	
22:	222.21	35.71	80:	66.00	9.00	365:	16.43	0.69	1670:	4.66	0.13	4850:	1.52	0.14	31400:	0.26	0.06
26:	180.00	12.00	160:	41.00	5.30	408:	9.45	0.89	2695:	2.95	0.05	5000:	1.53	0.07			
38:	124.10	11.20	178:	34.04	3.06	750:	7.00	0.09	2700:	2.98	0.15	10695:	0.81	0.04			
74:	54.37	0.18	318:	20.20	0.78	1400:	3.41	0.12	4800:	1.42	0.01	14900:	0.50	0.04			
J1005-214 *MRC 1002-215 , $N_{GC} = 1$, $\alpha = 10:05:11.7$ $\delta = -21:44:49.9$																	
74:	35.86	0.14	365:	8.94	0.49	408:	6.79	0.21	1400:	1.11	0.04	1410:	1.66	0.19			

Table 3—Continued

J1008+073 3C 237, $N_{GC} = 1$, $\alpha = 10:07:60.0$ $\delta = +07:30:15.0$																	
16:	45.50	11.40	80:	42.00	6.00	465:	14.54	0.33	960:	9.21	0.17	2700:	2.44	0.05	9550:	0.94	0.04
20:	60.30	12.70	160:	28.20	3.70	468:	15.29	0.35	1400:	6.52	0.20	4850:	2.21	0.12	10007:	0.89	0.04
25:	40.60	9.30	178:	11.54	0.78	611:	12.49	0.45	1410:	6.69	0.08	5000:	1.93	0.12	10560:	0.83	0.03
26:	44.00	10.00	365:	18.79	0.37	635:	12.65	0.23	2650:	3.72	0.04	5009:	0.97	0.03	14900:	0.56	0.01
74:	36.35	0.16	408:	15.81	0.33	750:	7.08	0.30	2695:	1.85	0.03	8870:	1.24	0.05	31400:	0.20	0.05
J1011+062 3C 238, $N_{GC} = 1$, $\alpha = 10:11:00.2$ $\delta = +06:24:41.1$																	
74:	33.46	0.20	408:	9.32	0.23	611:	7.01	0.27	2700:	1.36	0.02	5009:	0.68	0.03			
82:	11.20	1.90	430:	8.45	0.45	960:	4.42	0.13	4850:	0.69	0.04						
365:	11.54	0.11	465:	8.78	0.63	1400:	2.96	0.09	5000:	0.63	0.06						
J1012+463 3C 239, $N_{GC} = 1$, $\alpha = 10:11:45.6$ $\delta = +46:28:16.1$																	
74:	31.37	0.15	232:	12.01	0.05	327:	8.55	8.53	408:	6.55	0.20	2700:	0.70	0.02	4850:	0.34	0.03
151:	18.03	0.90	325:	8.53	0.01	365:	7.67	0.08	1400:	1.56	0.05	4800:	0.34	0.00	10600:	0.09	0.00
J1014+744 [REB84] 100949.66+745, $N_{GC} = 1$, $\alpha = 10:14:14.5$ $\delta = +74:37:35.9$																	
22:	40.67	2.98	82:	15.40	3.30	232:	8.75	0.05	327:	5.79	6.99	2700:	1.20	0.02	4900:	0.62	0.01
74:	15.95	0.14	178:	10.50	0.90	325:	6.99	0.01	1400:	2.09	0.07	4850:	0.74	0.07	10700:	0.28	0.01
J1022+216 3C 241, $N_{GC} = 1$, $\alpha = 10:21:54.5$ $\delta = +21:59:32.9$																	
74:	16.99	0.11	365:	7.48	0.09	1400:	1.69	0.05	2700:	0.74	0.01	4850:	0.38	0.03			
J1023+803 6C B101801.5+804808, $N_{GC} = 1$, $\alpha = 10:23:27.5$ $\delta = +80:33:01.2$																	
74:	19.30	0.14	327:	4.40	6.91	1400:	1.81	0.06	2700:	0.97	0.03	4900:	0.53	0.01	10700:	0.22	0.02
232:	7.37	0.05	352:	6.91	0.28	2308:	1.14	0.10	3900:	0.63	0.04	7700:	0.18	0.01	11200:	0.09	0.01
J1027+063 [HB89] 1023+067 ABS01, $N_{GC} = 1$, $\alpha = 10:26:32.3$ $\delta = +06:27:31.5$																	
74:	21.20	0.18	408:	3.43	0.11	1400:	0.85	0.03	5000:	0.20	0.02						
365:	4.46	0.10	611:	2.03	0.14	4850:	0.25	0.02									
J1034+581 3C 244.1, $N_{GC} = 1$, $\alpha = 10:33:33.9$ $\delta = +58:14:32.9$																	
26:	100.00	10.00	232:	18.66	0.05	750:	4.68	0.18	2700:	1.99	0.10	5000:	1.11	0.06	31400:	0.22	0.06
38:	79.48	7.20	325:	15.14	0.00	966:	5.56	0.46	4800:	1.07	0.01	10695:	0.51	0.02			
74:	41.32	0.18	327:	9.46	13.01	1400:	4.19	0.13	4850:	1.10	0.10	10800:	0.45	0.04			
178:	22.03	1.49	365:	14.46	0.20	2695:	0.98	0.03	4900:	1.14	0.04	14900:	0.32	0.03			
J1043+120 1WGA J1042.7+1203, $N_{GC} = 1$, $\alpha = 10:42:44.5$ $\delta = +12:03:34.3$																	
15:	148.00	21.00	112:	16.20	3.28	606:	5.39	0.33	2300:	2.38	0.19	5009:	1.46	0.08	21700:	0.48	0.03
17:	97.00	14.00	160:	15.30	2.30	611:	5.84	0.34	2650:	2.21	0.02	7700:	1.28	0.03	22000:	0.24	0.02
20:	101.00	13.00	178:	13.68	0.96	635:	6.22	0.23	2695:	1.10	0.01	8000:	0.51	0.02	31400:	0.94	0.15
25:	74.00	8.00	318:	9.09	0.40	750:	2.68	0.04	2700:	0.73	0.01	8870:	1.04	0.04	37000:	0.59	0.07
26:	74.00	8.00	365:	9.84	0.22	960:	4.60	0.11	3900:	1.79	0.02	10800:	0.82	0.04	90000:	0.45	0.09
38:	43.51	3.90	408:	8.90	0.37	1400:	3.31	0.10	4800:	1.05	0.02	11200:	0.95	0.06	230000:	0.17	0.04
74:	28.53	0.14	465:	7.24	0.37	1410:	3.51	0.09	4850:	1.76	0.16	14500:	0.64	0.03			
80:	27.00	4.00	468:	7.61	0.39	1670:	3.01	0.08	5000:	1.38	0.07	14900:	0.85	0.01			
J1059+430 3C 247, $N_{GC} = 1$, $\alpha = 10:58:58.9$ $\delta = +43:01:24.5$																	
22:	47.62	4.96	151:	12.96	0.65	327:	8.63	8.40	966:	3.63	0.33	4800:	0.93	0.01	10600:	0.33	0.01
26:	29.00	7.00	178:	15.43	1.66	365:	7.92	0.15	1400:	2.88	0.09	4850:	1.01	0.09	10695:	0.40	0.03
74:	17.29	0.14	232:	10.31	0.05	408:	7.01	0.21	2695:	1.60	0.06	4900:	0.96	0.06	10800:	0.25	0.03
82:	16.50	2.70	325:	8.40	0.00	750:	4.93	0.16	2700:	1.66	0.06	5000:	0.94	0.09	14900:	0.25	0.01
J1102-012 3C 249, $N_{GC} = 1$, $\alpha = 11:02:04.0$ $\delta = -01:16:14.1$																	
74:	29.67	0.18	408:	8.04	0.29	635:	6.23	0.25	1400:	2.80	0.10	2700:	1.33	0.02	5009:	0.66	0.03
365:	10.40	0.17	465:	8.07	0.74	960:	3.97	0.17	1410:	2.81	0.10	4850:	0.69	0.04			
J1102+103 *4C +10.31, $N_{GC} = 1$, $\alpha = 11:02:17.5$ $\delta = +10:29:07.3$																	
74:	18.62	0.15	365:	3.87	0.09	611:	1.50	0.12	4850:	0.09	0.01						
82:	16.90	3.10	408:	3.50	0.11	1400:	0.62	0.02	5000:	0.10	0.01						
J1104+766 6C B110025.7+771511, $N_{GC} = 1$, $\alpha = 11:04:13.1$ $\delta = +76:59:01.4$																	
38:	42.51	7.70	327:	6.83	7.55	2250:	0.14	0.00	4800:	0.40	0.02	8000:	0.59	0.09	11200:	0.22	0.02
74:	23.98	0.12	352:	7.55	0.30	2308:	1.52	0.11	4900:	0.79	0.01	8300:	0.00	0.00	14900:	0.31	0.02
178:	12.49	1.20	750:	3.81	0.29	2700:	1.39	0.05	5000:	0.77	0.04	10700:	0.45	0.01			
232:	11.79	0.05	1400:	2.34	0.08	3900:	0.89	0.05	7700:	0.40	0.01	10800:	0.25	0.02			

Table 3—Continued

J1106-244 *PKS 1103-24 , $N_{GC} = 1$, $\alpha = 11:06:12.0$ $\delta = -24:44:48.1$												
74:	18.02	0.13	365:	3.41	0.10	408:	3.90	0.18	1400:	1.11	0.04	4850: 0.37 0.02
J1106-211 PKS 1103-20 , $N_{GC} = 1$, $\alpha = 11:06:22.2$ $\delta = -21:09:01.2$												
74:	22.95	0.13	408:	7.64	0.24	1400:	2.52	0.08	4850:	0.69	0.04	
365:	8.37	0.12	635:	5.06	0.28	1410:	2.34	0.13	5009:	0.66	0.03	
J1109+250 3C 250 , $N_{GC} = 1$, $\alpha = 11:08:51.8$ $\delta = +25:00:52.5$												
74:	22.98	0.13	365:	4.97	0.11	1400:	1.09	0.03	4850:	0.24	0.02	
J1112+354 6C B110847.6+355700 , $N_{GC} = 1$, $\alpha = 11:11:31.9$ $\delta = +35:40:43.7$												
74:	26.75	0.16	151:	15.92	0.05	318:	6.28	0.30	327:	4.09	6.93	606: 2.31 0.16 4850: 0.26 0.02
112:	24.05	3.68	232:	10.55	0.05	325:	6.93	0.00	365:	6.83	0.16	1400: 1.34 0.04
J1115+404 3C 254 , $N_{GC} = 1$, $\alpha = 11:14:38.7$ $\delta = +40:37:21.0$												
22:	154.75	29.76	82:	56.60	5.30	325:	13.99	0.00	750:	5.58	0.22	2700: 1.50 0.06 10600: 0.25 0.01
26:	97.00	8.00	151:	34.09	0.08	327:	13.78	13.99	966:	3.73	0.34	4850: 0.69 0.06 10695: 0.32 0.02
38:	66.38	6.00	178:	23.66	2.00	365:	13.08	0.33	1400:	3.13	0.11	4900: 0.81 0.05 10800: 0.15 0.02
74:	49.25	0.18	232:	19.50	0.05	408:	10.92	0.33	2695:	0.73	0.03	5000: 0.78 0.08 14900: 0.20 0.01
J1121+233 3C 256 , $N_{GC} = 1$, $\alpha = 11:20:42.7$ $\delta = +23:27:54.3$												
26:	42.00	6.00	178:	10.00	1.27	750:	2.79	0.22	4850:	0.37	0.03	10007: 0.14 0.02
74:	17.71	0.13	318:	6.19	0.29	1400:	1.36	0.04	5000:	0.38	0.05	10560: 0.14 0.02
80:	23.00	3.00	365:	5.71	0.08	2695:	0.60	0.06	5009:	0.35	0.07	10695: 0.20 0.06
82:	35.70	5.80	635:	2.94	0.28	2700:	0.65	0.04	9550:	0.19	0.02	14900: 0.09 0.01
J1123+053 3C 257 , $N_{GC} = 1$, $\alpha = 11:23:09.1$ $\delta = +05:30:17.1$												
74:	16.91	0.13	408:	5.08	0.23	1400:	1.72	0.05	3900:	0.55	0.03	4850: 0.49 0.03 7500: 0.36 0.02
365:	6.14	0.15	960:	2.59	0.17	2700:	0.91	0.03	4800:	0.45	0.02	5009: 0.41 0.02 11200: 0.21 0.04
J1134-195 PKS 1131-19 , $N_{GC} = 1$, $\alpha = 11:33:36.9$ $\delta = -19:54:15.9$												
74:	21.75	0.11	408:	5.00	0.09	1400:	1.22	0.04	2300:	0.68	0.03	4850: 0.29 0.02
365:	5.71	0.17	960:	1.89	0.15	1410:	1.65	0.12	3900:	0.37	0.01	11200: 0.17 0.01
J1134-173 PKS 1131-17 , $N_{GC} = 1$, $\alpha = 11:34:23.6$ $\delta = -17:27:52.3$												
74:	20.94	0.10	408:	5.87	0.18	1400:	1.67	0.06	3900:	0.60	0.02	7700: 0.24 0.01
365:	6.35	0.11	960:	2.55	0.11	2300:	0.90	0.04	4850:	0.46	0.03	11200: 0.14 0.01
J1139-135 [HB89] 1136-135 , $N_{GC} = 1$, $\alpha = 11:39:10.7$ $\delta = -13:50:43.1$												
12:	119.30	29.80	74:	37.49	0.14	465:	11.43	0.41	1400:	4.22	0.15	4850: 1.83 0.10 10695: 1.05 0.01
14:	143.90	21.60	80:	38.00	5.00	468:	12.02	0.43	1410:	4.28	0.15	5000: 2.29 0.07 11200: 0.84 0.04
16:	109.50	14.20	160:	19.00	2.80	635:	8.96	0.35	2300:	3.12	0.02	5009: 0.94 0.03 21700: 0.44 0.05
20:	52.90	6.90	365:	13.45	0.33	750:	7.79	0.22	2700:	2.70	0.03	7700: 1.17 0.07 31400: 0.50 0.12
25:	29.50	3.80	408:	10.63	0.59	960:	6.00	0.18	3900:	2.17	0.18	8870: 2.07 0.07
J1139-322 *PKS 1136-32 , $N_{GC} = 1$, $\alpha = 11:39:17.0$ $\delta = -32:22:39.5$												
74:	26.31	0.22	365:	7.83	0.14	408:	6.78	0.30	1400:	1.52	0.06	
J1140+655 1WGA J1139.9+6547 , $N_{GC} = 1$, $\alpha = 11:39:58.4$ $\delta = +65:47:48.6$												
38:	50.06	4.50	325:	10.76	0.00	1400:	3.10	0.10	4900:	1.06	0.04	10560: 0.59 0.02 22000: 0.47 0.08
74:	27.71	0.14	327:	8.85	10.76	2695:	1.17	0.06	5000:	1.03	0.05	10695: 0.57 0.02 31400: 0.48 0.08
82:	36.50	4.10	365:	11.58	0.27	2700:	1.77	0.07	8000:	0.15	0.02	10800: 0.43 0.04
178:	9.76	0.65	750:	2.71	0.09	4800:	0.76	0.02	9550:	0.63	0.02	14500: 0.22 0.01
232:	18.00	0.05	966:	4.51	0.39	4850:	1.14	0.10	10007:	0.63	0.03	14900: 0.23 0.02
J1141-263 PKS 1138-26:[KPR2004] , $N_{GC} = 1$, $\alpha = 11:40:48.5$ $\delta = -26:29:09.0$												
74:	25.56	0.11	365:	4.71	0.11	408:	4.12	0.11	1400:	0.87	0.03	4850: 0.14 0.01
J1142-285 PKS 1139-28 , $N_{GC} = 1$, $\alpha = 11:41:34.5$ $\delta = -28:50:50.1$												
74:	20.31	0.11	365:	7.74	0.18	408:	6.81	0.23	1400:	2.57	0.09	4850: 0.96 0.05
J1143-114 PKS 1140-11 , $N_{GC} = 1$, $\alpha = 11:42:35.0$ $\delta = -11:41:47.7$												
74:	16.10	0.12	365:	6.39	0.14	408:	5.14	0.16	1400:	1.38	0.04	4850: 0.28 0.02
J1143+213 *MG2 J114257+2129 , $N_{GC} = 1$, $\alpha = 11:42:57.3$ $\delta = +21:29:13.3$												
74:	16.45	0.13	318:	4.32	0.23	365:	4.19	0.08	1400:	0.92	0.03	2700: 0.39 0.02 4850: 0.25 0.02

Table 3—Continued

J1143+221 3C 263.1, $N_{GC} = 1$, $\alpha = 11:43:25.1$ $\delta = +22:06:57.0$																	
26:	84.00	7.00	80:	34.00	5.00	178:	19.97	1.33	635:	6.86	0.60	2695:	1.50	0.08	5000:	0.78	0.04
38:	48.95	4.40	82:	35.00	8.20	318:	12.29	0.50	750:	5.82	0.22	2700:	1.54	0.06	5009:	0.86	0.07
74:	29.73	0.14	160:	20.30	3.00	365:	17.66	0.64	1400:	3.13	0.09	4850:	0.95	0.08	10695:	0.40	0.03
J1145+313 6C B114252.6+315021, $N_{GC} = 1$, $\alpha = 11:45:29.3$ $\delta = +31:33:42.8$																	
22:	126.98	14.88	80:	49.00	7.00	178:	19.97	1.81	327:	8.59	15.60	1400:	1.79	0.05	4850:	0.67	0.06
26:	131.00	7.00	82:	37.80	4.30	232:	19.41	0.05	365:	12.68	0.23	2695:	1.41	0.04	5000:	0.67	0.04
38:	83.81	7.60	151:	27.66	0.09	318:	12.29	0.49	408:	11.24	0.84	2700:	1.43	0.07	10695:	0.27	0.03
74:	38.97	0.19	160:	26.20	3.40	325:	15.60	0.00	750:	5.45	0.22	4800:	0.63	0.01	14900:	0.21	0.03
J1146+495 *3C 266, $N_{GC} = 1$, $\alpha = 11:45:43.5$ $\delta = +49:46:05.8$																	
74:	22.92	0.11	151:	17.19	0.08	325:	6.93	0.00	365:	7.19	0.13	1400:	1.42	0.04	4850:	0.27	0.02
82:	17.70	4.40	232:	9.71	0.05	327:	7.00	6.93	408:	6.01	0.04	4800:	0.31	0.00			
J1146-316 *PKS 1143-31, $N_{GC} = 1$, $\alpha = 11:46:20.5$ $\delta = -31:57:18.4$																	
74:	22.10	0.15	365:	6.95	0.17	408:	5.77	0.25	1400:	1.54	0.05	4850:	0.52	0.04			
J1150+125 3C 267, $N_{GC} = 1$, $\alpha = 11:49:56.7$ $\delta = +12:47:18.8$																	
26:	70.00	7.00	80:	25.00	4.00	318:	8.84	0.38	611:	4.74	0.28	2695:	1.30	0.04	5000:	0.34	0.03
38:	44.62	8.00	160:	15.50	2.30	365:	9.44	0.17	750:	4.30	0.16	2700:	1.29	0.05	5009:	0.68	0.07
74:	26.76	0.16	178:	14.19	1.40	408:	6.54	1.44	1400:	1.64	0.06	4850:	0.66	0.06	14900:	0.23	0.03
J1200+730 3C 268.1, $N_{GC} = 1$, $\alpha = 12:00:22.0$ $\delta = +73:00:46.2$																	
38:	55.50	5.00	232:	23.18	0.05	1400:	5.56	0.17	4900:	2.67	0.01	10500:	1.44	0.07	31400:	0.67	0.09
74:	30.70	0.13	325:	17.62	0.01	2700:	2.06	0.03	5000:	2.60	0.13	10700:	1.32	0.01			
82:	45.60	2.30	327:	13.82	17.62	4800:	1.31	0.02	6600:	2.39	0.11	14500:	0.55	0.01			
178:	22.57	1.49	750:	6.87	0.30	4850:	2.84	0.25	8000:	0.96	0.04	14900:	0.94	0.07			
J1206+041 4C +04.40, $N_{GC} = 1$, $\alpha = 12:06:19.9$ $\delta = +04:06:10.4$																	
74:	15.44	0.11	408:	4.67	0.15	2700:	0.78	0.04	4800:	0.46	0.02	7500:	0.33	0.03			
365:	4.54	0.11	1400:	1.50	0.06	3900:	0.57	0.02	4850:	0.57	0.05	11200:	0.21	0.04			
J1208-170 NVSS J120741-170304, $N_{GC} = 1$, $\alpha = 12:07:41.6$ $\delta = -17:03:02.7$																	
74:	15.76	0.10	365:	3.99	0.10	408:	3.41	0.11	1400:	0.87	0.03	4850:	0.20	0.01			
J1209-340 *PKS 1206-337, $N_{GC} = 1$, $\alpha = 12:08:39.6$ $\delta = -34:03:04.2$																	
74:	21.42	0.20	365:	6.10	0.24	408:	4.65	0.21	1400:	1.11	0.03	4850:	0.20	0.02			
J1209+434 3C 268.4, $N_{GC} = 1$, $\alpha = 12:09:13.4$ $\delta = +43:39:19.7$																	
26:	34.00	8.00	232:	12.30	0.05	408:	5.69	0.17	2695:	0.54	0.03	5000:	0.60	0.06	14900:	0.18	0.01
74:	21.07	0.11	325:	7.22	0.00	750:	3.71	0.29	2700:	1.08	0.04	10600:	0.26	0.01			
151:	15.03	0.08	327:	7.31	7.22	966:	2.53	0.26	4850:	0.61	0.05	10695:	0.26	0.02			
178:	10.65	0.73	365:	6.86	0.12	1400:	1.98	0.06	4900:	0.61	0.03	10800:	0.28	0.04			
J1216+534 6C B121301.6+535232, $N_{GC} = 1$, $\alpha = 12:15:30.0$ $\delta = +53:35:52.2$																	
26:	56.00	9.00	178:	9.70	0.90	327:	5.96	9.84	1400:	2.75	0.09	4900:	0.92	0.01			
74:	17.65	0.11	232:	14.93	0.05	365:	8.29	0.11	2695:	1.43	0.11	10695:	0.37	0.04			
151:	14.78	0.05	325:	7.83	0.00	966:	3.39	0.32	4850:	0.88	0.08	10800:	0.40	0.04			
J1219-102 NVSS J121834-101844, $N_{GC} = 2$, $\alpha = 12:18:34.6$ $\delta = -10:18:45.9$																	
74:	26.64	0.53	365:	5.67	0.16	408:	6.12	0.19	1400:	1.97	0.06	4850:	0.92	0.05			
J1220+093 LBQS 1217+0945, $N_{GC} = 1$, $\alpha = 12:20:28.3$ $\delta = +09:28:27.5$																	
74:	22.20	0.29	408:	4.17	0.49	1400:	1.06	0.04	4850:	0.27	0.02						
365:	4.87	0.09	430:	3.52	0.23	2700:	0.54	0.02									
J1221+334 *FIRST J122033.8+33430, $N_{GC} = 1$, $\alpha = 12:20:33.9$ $\delta = +33:43:09.8$																	
26:	61.00	8.00	160:	15.80	2.40	327:	9.96	9.84	960:	4.21	0.06	2700:	1.60	0.03	7700:	0.55	0.03
74:	30.59	0.15	178:	13.84	0.92	365:	10.14	0.14	1400:	2.85	0.09	3900:	1.30	0.01	11200:	0.37	0.04
80:	30.00	4.00	232:	12.30	0.05	408:	9.27	0.70	2300:	1.67	0.02	4850:	0.84	0.07	14900:	0.44	0.01
151:	18.77	0.09	325:	9.84	0.00	750:	5.17	0.22	2695:	1.50	0.12	5000:	0.86	0.04	21700:	0.13	0.07
J1225+125 MESSIER 084, $N_{GC} = 1$, $\alpha = 12:25:04.2$ $\delta = +12:53:16.9$																	
38:	50.06	9.00	318:	14.18	0.57	468:	14.26	1.46	1400:	2.83	0.10	2700:	3.99	0.20	10695:	1.94	0.07
74:	20.59	0.46	365:	1.53	0.15	606:	9.05	0.55	1410:	6.31	0.20	4850:	3.17	0.28	14900:	1.30	0.05
80:	38.00	6.00	408:	12.33	2.36	635:	11.05	0.30	2650:	4.42	0.02	5000:	2.00	0.07	22000:	1.11	0.12

Table 3—Continued

178:	20.73	2.26	465:	13.57	1.39	750:	4.68	0.08	2695:	4.39	0.02	5009:	2.75	0.05	31400:	1.16	0.15
J1229+020 * <small>[HB89]</small> 1226+023 ABS01, $N_{GC}=1$, $\alpha=12:29:05.9$ $\delta=+02:02:55.9$																	
12:	514.10	66.80	408:	59.75	0.82	2700:	28.81	0.58	8000:	17.61	0.19	22185:	32.37	4.86	142000:	20.02	1.85
14:	439.10	57.10	465:	56.96	0.53	3900:	37.29	0.80	8085:	30.50	1.53	31400:	49.70	0.17	143000:	21.70	2.63
16:	401.00	60.10	468:	59.88	0.55	4585:	41.15	2.06	8870:	46.60	1.60	37000:	36.38	0.82	150000:	14.15	0.87
20:	339.50	44.10	635:	56.48	0.88	4800:	11.55	0.09	10500:	41.10	0.50	85660:	20.68	1.55	151000:	16.00	2.36
25:	292.70	43.90	750:	32.45	0.24	4850:	40.25	1.94	10695:	45.10	0.39	87000:	11.27	0.55	221000:	13.98	2.61
38:	155.40	30.00	960:	51.10	0.71	4885:	34.90	1.75	11200:	32.37	0.34	87740:	25.81	1.89	230000:	5.96	0.71
74:	149.73	0.16	1379:	41.50	2.08	5000:	44.59	2.23	14500:	13.15	0.17	87750:	22.80	1.90	234000:	12.88	2.39
80:	161.50	23.63	1400:	54.99	1.90	5009:	40.41	0.52	14900:	45.80	0.20	89600:	14.07	0.29	235000:	10.64	1.92
160:	97.30	12.70	1410:	45.17	1.07	6600:	52.20	0.86	15000:	33.70	1.69	90000:	32.94	1.33	236000:	11.90	2.45
178:	40.16	2.33	1484:	36.10	1.81	7700:	29.63	0.77	15064:	34.63	1.74	90130:	23.39	1.95			
318:	64.00	2.50	2300:	45.02	0.23	7780:	53.20	1.30	21700:	38.30	1.07	96000:	29.30	1.24			
365:	69.18	1.99	2695:	30.90	1.55	7875:	47.00	0.80	22000:	10.15	0.65	139000:	15.72	0.95			
J1231+122 CXOU J123048.8+122313, $N_{GC}=4$, $\alpha=12:30:48.6$ $\delta=+12:23:15.6$																	
10:	11090.00	1995.00	22:	5567.10	342.24	80:	1519.00	162.43	1400:	143.74	4.86	5000:	76.96	3.87	14900:	28.40	0.42
13:	9530.00	1525.00	25:	5840.00	700.00	178:	1154.30	57.70	2650:	126.70	4.00	5009:	50.46	2.75	22000:	21.64	0.03
15:	8920.00	1695.00	26:	4404.00	165.60	408:	510.40	77.56	2695:	59.79	0.86	8870:	48.60	1.50	89600:	6.78	0.26
17:	7670.00	995.00	38:	3887.42	134.72	635:	450.32	18.30	2700:	120.92	6.05	10500:	36.62	0.20	90000:	3.30	0.35
20:	6435.00	835.00	74:	1386.24	12.38	750:	368.20	18.40	4850:	59.03	5.30	10800:	36.35	1.30			
J1232-022 PKS 1229-02: <small>[SPD94]</small> G, $N_{GC}=1$, $\alpha=12:32:00.1$ $\delta=-02:24:04.6$																	
12:	155.00	27.90	178:	8.20	1.50	635:	3.30	0.26	2695:	1.38	0.04	8000:	0.93	0.04	22000:	1.16	0.06
14:	179.60	25.10	365:	4.29	0.10	750:	2.66	0.16	2700:	0.89	0.04	8085:	0.64	0.06	31400:	0.51	0.13
16:	142.70	21.40	408:	3.87	0.12	960:	2.83	0.30	4800:	0.94	0.03	8870:	0.80	0.04	90000:	0.40	0.06
20:	80.00	11.20	465:	3.48	0.84	1400:	1.65	0.06	4850:	1.02	0.05	10695:	0.66	0.01	230000:	0.18	0.03
74:	17.84	0.11	468:	3.66	0.89	1410:	2.00	0.11	5009:	0.69	0.02	14500:	0.32	0.01			
J1242-045 3C 275, $N_{GC}=1$, $\alpha=12:42:19.7$ $\delta=-04:46:22.4$																	
74:	25.91	0.13	365:	11.21	0.13	750:	3.97	0.18	1410:	3.59	0.14	5000:	0.51	0.03			
80:	29.00	4.00	408:	9.75	2.00	960:	5.32	0.18	2700:	1.92	0.05	10695:	0.38	0.01			
178:	15.52	1.71	635:	7.45	0.33	1400:	3.67	0.13	4850:	1.04	0.06	14900:	0.52	0.01			
J1244+162 3C 275.1, $N_{GC}=1$, $\alpha=12:43:57.7$ $\delta=+16:22:50.6$																	
38:	43.51	7.80	178:	16.98	1.22	611:	4.76	0.26	1410:	3.05	0.14	4850:	1.02	0.09	14900:	0.52	0.01
74:	32.57	0.22	318:	10.71	0.44	635:	6.53	0.29	2650:	1.67	0.03	5000:	0.91	0.08			
80:	41.00	6.00	365:	11.33	0.17	750:	5.17	0.22	2695:	0.79	0.03	5009:	0.48	0.03			
160:	15.90	2.40	408:	8.80	1.62	1400:	2.90	0.10	2700:	1.66	0.01	10695:	0.77	0.04			
J1254+154 3C 277.2, $N_{GC}=1$, $\alpha=12:53:32.9$ $\delta=+15:42:29.6$																	
74:	18.59	0.21	408:	5.83	0.26	611:	3.04	0.22	4800:	0.50	0.00	5000:	0.52	0.04			
365:	7.38	0.16	430:	4.88	0.29	1400:	1.77	0.06	4850:	0.56	0.05						
J1254+274 Coma A, $N_{GC}=1$, $\alpha=12:54:11.6$ $\delta=+27:37:31.5$																	
26:	41.00	6.00	151:	13.08	0.09	408:	7.01	0.43	1410:	2.88	0.03	5000:	1.24	0.05			
74:	16.15	0.13	178:	13.00	1.30	606:	4.07	0.25	2695:	1.95	0.04	10695:	0.68	0.04			
80:	32.00	5.00	318:	6.77	0.31	750:	2.94	0.13	2700:	1.96	0.07	14900:	0.52	0.03			
112:	12.23	3.18	365:	6.29	0.14	1400:	2.92	0.10	4850:	1.18	0.10						
J1255-123 *NGC 4783, $N_{GC}=1$, $\alpha=12:54:37.4$ $\delta=-12:33:33.6$																	
14:	313.70	81.50	74:	32.06	0.19	635:	14.50	0.35	1410:	7.80	0.23	4850:	2.62	0.10			
16:	284.10	59.70	80:	52.00	7.00	750:	13.17	0.11	2650:	4.76	0.03	5000:	1.85	0.12			
20:	246.00	49.20	160:	31.70	4.10	800:	52.00	7.00	2695:	2.37	0.02	5009:	2.73	0.07			
25:	227.60	54.60	408:	7.35	0.45	1400:	5.29	0.16	2700:	4.63	0.14	31400:	0.51	0.10			
J1255-291 ESO 443- G 007, $N_{GC}=2$, $\alpha=12:54:41.0$ $\delta=-29:13:43.9$																	
74:	33.35	1.33	365:	4.54	0.19	408:	4.22	0.17	1400:	1.05	0.04	4850:	0.30	0.02			
J1256-055 3C 279, $N_{GC}=1$, $\alpha=12:56:11.3$ $\delta=-05:47:23.4$																	
14:	108.20	18.40	408:	14.45	0.63	2695:	12.09	0.12	7875:	11.23	0.15	22000:	6.94	0.30	142000:	6.85	0.58
16:	61.50	9.20	465:	12.74	0.32	2700:	4.20	0.09	8000:	7.64	0.10	31400:	4.12	0.10	150000:	12.24	0.87
20:	84.90	12.70	468:	13.40	0.33	3900:	13.96	0.48	8300:	10.60	0.53	37000:	22.90	0.68	151000:	4.99	0.43
25:	60.30	9.00	635:	12.31	0.30	4800:	6.62	0.07	8870:	14.01	0.75	85660:	27.39	1.93	221000:	22.43	3.01
38:	47.91	13.07	750:	11.46	0.19	4850:	11.19	0.10	10500:	16.70	0.23	87000:	9.95	0.63	230000:	7.02	0.57
74:	30.48	0.11	960:	11.08	0.19	5000:	13.39	0.40	10695:	12.34	0.07	87740:	20.29	1.59	234000:	11.74	2.49

Table 3—Continued

80:	35.00	5.00	1400:	9.71	0.29	5009:	15.73	0.42	10800:	7.62	0.30	89600:	5.48	0.25	235000:	12.61	2.80
160:	20.10	3.00	1410:	11.35	0.31	6600:	14.10	0.29	11200:	29.29	0.26	90000:	3.99	0.17	236000:	18.98	2.47
178:	23.20	2.80	2250:	9.07	0.14	7700:	21.70	0.26	14500:	11.73	0.12	90130:	14.17	1.04			
365:	16.09	0.36	2300:	10.38	0.18	7780:	13.87	0.27	21700:	34.02	3.27	96000:	13.53	0.54			
J1257+472 3C 280 , $N_{GC} = 1$, $\alpha = 12:56:57.4$ $\delta = +47:20:21.6$																	
22:	148.80	14.88	151:	36.78	0.08	365:	14.88	0.79	2695:	1.43	0.04	5000:	1.52	0.08	14500:	0.27	0.01
26:	95.00	10.00	178:	25.82	1.71	408:	14.15	0.30	2700:	2.92	0.10	8000:	0.65	0.04	14900:	0.52	0.02
38:	67.49	6.10	232:	30.37	0.05	750:	5.58	0.24	4800:	1.11	0.02	10600:	0.73	0.01	31400:	0.47	0.06
74:	50.26	0.14	325:	16.89	0.00	966:	7.13	0.58	4850:	1.71	0.15	10695:	0.77	0.03			
82:	51.00	4.80	327:	17.24	16.89	1400:	5.10	0.18	4900:	1.56	0.06	10800:	0.39	0.03			
J1301+401 6C B125813.5+402518 , $N_{GC} = 4$, $\alpha = 13:00:32.9$ $\delta = +40:09:09.5$																	
26:	42.00	6.00	232:	7.42	0.05	408:	4.51	0.14	2695:	0.65	0.04	5000:	0.36	0.04			
74:	21.87	0.28	325:	5.69	0.00	750:	2.67	0.22	2700:	0.64	0.03	10600:	0.14	0.00			
151:	12.73	0.08	327:	5.65	5.69	966:	1.60	0.22	4850:	0.35	0.03	10695:	0.14	0.02			
178:	12.90	1.20	365:	5.95	0.10	1400:	1.37	0.05	4900:	0.37	0.03	14900:	0.11	0.01			
J1306+086 4C +09.45 , $N_{GC} = 1$, $\alpha = 13:05:35.8$ $\delta = +08:55:15.0$																	
22:	86.30	11.90	82:	26.00	3.20	408:	5.21	0.23	1400:	1.46	0.04	4850:	0.43	0.04			
74:	23.38	0.16	365:	6.43	0.15	430:	4.68	0.28	2700:	0.72	0.03						
J1310-001 4C +00.46 , $N_{GC} = 1$, $\alpha = 13:09:49.6$ $\delta = -00:12:40.0$																	
74:	19.68	0.12	365:	4.71	0.10	408:	5.10	0.14	1400:	1.64	0.06	3900:	0.54	0.04	4850:	0.56	0.04
J1312-222 3C 283 , $N_{GC} = 1$, $\alpha = 13:11:39.5$ $\delta = -22:16:43.0$																	
74:	56.16	0.22	408:	22.25	1.47	1400:	4.09	0.12	2695:	2.48	0.04	5000:	1.12	0.07			
80:	69.00	10.00	465:	17.52	0.58	1410:	5.34	0.18	2700:	2.59	0.08	5009:	1.18	0.05			
160:	49.00	6.40	468:	18.42	0.61	1480:	5.10	0.26	4850:	1.26	0.07	10695:	0.36	0.01			
365:	25.37	0.34	635:	13.46	0.42	2650:	2.57	0.02	4900:	1.10	0.06	31400:	0.36	0.07			
J1315-186 PKS 1312-18 , $N_{GC} = 1$, $\alpha = 13:15:05.3$ $\delta = -18:58:14.0$																	
74:	18.60	0.15	408:	4.83	0.20	1400:	1.27	0.04	3900:	0.39	0.03	7700:	0.12	0.01			
365:	5.96	0.10	960:	2.05	0.04	2300:	0.68	0.03	4850:	0.24	0.02						
J1330-214 [HB89] 1327-214 ABS01 , $N_{GC} = 1$, $\alpha = 13:30:07.4$ $\delta = -21:42:04.1$																	
74:	25.35	0.16	408:	5.70	0.21	1410:	0.90	0.08	2700:	1.29	0.06	5009:	0.90	0.03			
80:	24.00	4.00	635:	3.56	0.26	2650:	1.30	0.04	4850:	0.77	0.04						
365:	6.53	0.14	1400:	1.95	0.07	2695:	1.27	0.05	5000:	0.93	0.07						
J1331+251 FBQS J133037.6+250910 , $N_{GC} = 1$, $\alpha = 13:30:37.7$ $\delta = +25:09:10.0$																	
26:	72.00	7.00	318:	13.67	0.54	1400:	7.05	0.21	5000:	1.63	0.04	8870:	2.42	0.09	10695:	1.84	0.06
74:	15.87	0.13	365:	15.57	0.29	1670:	7.50	0.28	5009:	3.17	0.12	9550:	1.98	0.07	14900:	1.42	0.03
80:	23.00	3.00	408:	12.86	0.99	2695:	3.12	0.22	6600:	2.60	0.12	10007:	1.88	0.07	15000:	1.80	0.09
160:	20.30	3.00	635:	11.76	0.99	2700:	4.73	0.16	8000:	1.56	0.03	10500:	1.88	0.07	22000:	1.03	0.13
178:	11.43	0.65	750:	10.24	0.15	4850:	3.29	0.29	8085:	2.18	0.09	10560:	1.84	0.07			
J1331+303 [HB89] 1328+307 ABS01 , $N_{GC} = 1$, $\alpha = 13:31:08.3$ $\delta = +30:30:32.6$																	
22:	59.52	8.93	178:	25.85	2.31	408:	26.57	2.00	2695:	3.31	0.20	8000:	3.69	0.04	10800:	2.34	0.13
26:	34.00	8.00	232:	26.36	0.05	750:	10.19	0.08	2700:	10.52	0.38	8085:	5.34	0.19	14500:	1.40	0.02
74:	29.07	0.16	318:	24.47	0.94	1400:	14.90	0.45	4800:	3.69	0.02	8300:	6.39	0.33	14900:	3.46	0.03
80:	35.00	5.00	325:	29.64	0.00	1410:	14.92	0.73	4850:	6.35	0.56	8420:	5.44	0.03	22000:	2.58	0.08
82:	34.70	9.40	327:	27.12	29.64	1670:	13.40	0.22	5000:	4.97	0.22	10500:	4.82	0.10			
160:	23.90	3.10	365:	30.83	1.20	2250:	10.45	0.15	6600:	6.16	0.17	10695:	4.64	0.14			
J1331-256 PKS 1328-25 , $N_{GC} = 1$, $\alpha = 13:31:08.9$ $\delta = -25:59:44.2$																	
74:	17.43	0.13	365:	5.53	0.07	408:	4.86	0.12	1400:	1.50	0.05	1410:	2.08	0.25	4850:	0.39	0.02
J1338-063 [HB89] 1335-061 , $N_{GC} = 1$, $\alpha = 13:38:08.0$ $\delta = -06:27:08.4$																	
12:	135.30	29.80	25:	55.40	6.60	160:	19.10	2.90	635:	7.44	0.32	2650:	1.88	0.03	5000:	1.01	0.04
14:	136.50	24.60	38:	64.25	13.10	178:	20.10	2.40	750:	6.05	0.19	2695:	1.82	0.04	5009:	1.01	0.04
16:	111.90	13.40	74:	31.87	0.14	365:	10.32	0.33	1400:	2.96	0.09	2700:	1.28	0.03	10695:	0.42	0.01
20:	115.60	35.80	80:	32.00	5.00	408:	9.07	1.60	1410:	1.81	0.06	4850:	1.04	0.06			
J1339+385 6C B133638.2+390625 , $N_{GC} = 3$, $\alpha = 13:38:49.4$ $\delta = +38:51:12.1$																	
26:	196.00	8.49	232:	38.34	0.07	750:	12.60	0.31	4850:	1.88	0.12	10560:	0.74	0.03			
38:	102.34	6.51	325:	25.00	0.01	1400:	6.72	0.14	4900:	2.02	0.08	10600:	0.73	0.01			

Table 3—Continued

74:	71.93	0.34	327:	25.08	17.67	2695:	3.56	0.06	5000:	1.96	0.14	10695:	0.74	0.03
151:	40.54	1.43	365:	24.44	0.22	2700:	3.63	0.10	9550:	0.87	0.03	10800:	0.30	0.04
178:	40.79	1.97	408:	20.83	0.86	4800:	1.92	0.01	10007:	0.79	0.02	14900:	0.48	0.01
J1342+602 [HB89] 1340+606 ABS01, $N_{GC} = 1$, $\alpha = 13:42:12.7$ $\delta = +60:21:41.2$														
74:	15.61	0.08	325:	5.71	0.00	966:	2.08	0.24	4850:	0.44	0.04	10007:	0.17	0.01
82:	16.90	1.90	327:	5.73	5.71	1400:	1.49	0.04	4900:	0.41	0.03	10560:	0.14	0.01
178:	10.45	0.90	365:	5.28	0.08	2695:	0.80	0.04	5000:	0.40	0.04	10695:	0.18	0.03
232:	7.23	0.05	750:	2.91	0.22	2700:	0.83	0.08	9550:	0.17	0.01	14900:	0.10	0.01
J1345+495 3C 289, $N_{GC} = 1$, $\alpha = 13:45:26.0$ $\delta = +49:46:30.9$														
26:	33.00	8.00	232:	11.13	0.05	408:	7.89	0.05	2695:	1.14	0.07	4900:	0.61	0.03
74:	25.24	0.15	325:	8.80	0.00	750:	4.21	0.16	2700:	1.22	0.04	5000:	0.60	0.06
151:	19.51	0.09	327:	8.96	8.80	966:	3.26	0.31	4800:	0.64	0.00	10695:	0.26	0.02
178:	12.86	0.82	365:	8.44	0.14	1400:	2.40	0.07	4850:	0.59	0.05	10800:	0.16	0.02
J1347-080 *PKS 1344-07, $N_{GC} = 1$, $\alpha = 13:47:01.6$ $\delta = -08:03:23.8$														
74:	22.82	0.12	408:	5.98	0.25	635:	4.33	0.27	1410:	2.10	0.11	4850:	0.56	0.03
365:	6.88	0.23	465:	4.93	0.49	1400:	1.91	0.06	2695:	1.09	0.04	5009:	0.56	0.03
J1350+211 3C 291, $N_{GC} = 1$, $\alpha = 13:49:39.2$ $\delta = +21:07:27.8$														
74:	17.35	0.12	318:	5.09	0.26	365:	5.24	0.05	1400:	1.28	0.04	4850:	0.28	0.02
J1355+161 3C 293.1, $N_{GC} = 1$, $\alpha = 13:54:40.6$ $\delta = +16:14:44.1$														
74:	16.35	0.13	408:	3.88	0.10	2695:	0.50	0.03	4850:	0.16	0.01			
365:	4.57	0.13	1400:	0.90	0.03	4800:	0.18	0.00	5009:	0.18	0.02			
J1357+010 4C +01.39, $N_{GC} = 1$, $\alpha = 13:57:01.5$ $\delta = +01:04:38.7$														
74:	18.95	0.14	408:	6.59	0.17	1400:	2.40	0.08	2695:	1.35	0.04	4800:	0.71	0.00
365:	7.66	0.15	635:	5.30	0.29	1410:	2.40	0.13	2700:	1.34	0.02	4850:	1.05	0.09
J1407+341 3C 294, $N_{GC} = 1$, $\alpha = 14:06:44.2$ $\delta = +34:11:25.7$														
38:	68.60	6.20	151:	17.59	0.07	325:	6.78	0.00	606:	2.48	0.17	4755:	0.27	0.01
74:	29.98	0.17	178:	11.23	1.05	327:	6.90	6.78	750:	2.49	0.15	4850:	0.23	0.02
80:	28.00	4.00	232:	9.29	0.05	365:	6.37	0.11	1400:	1.32	0.05	5000:	0.27	0.04
112:	16.70	3.38	318:	5.91	0.29	408:	5.99	0.47	2700:	0.56	0.05	14900:	0.06	0.01
J1411+521 3C 295:[DG92] 121, $N_{GC} = 1$, $\alpha = 14:11:20.3$ $\delta = +52:12:03.9$														
26:	73.00	10.00	327:	61.84	61.65	1410:	21.78	0.06	4900:	6.60	0.07	10007:	2.74	0.09
38:	102.34	4.60	365:	65.44	3.75	2250:	11.18	0.16	5000:	6.48	0.32	10560:	2.60	0.08
74:	120.01	0.19	408:	56.84	0.22	2695:	5.88	0.06	8000:	1.57	0.06	10695:	2.76	0.05
178:	81.66	5.67	750:	25.34	1.05	2700:	12.29	0.44	8300:	2.15	0.11	10800:	1.75	0.05
232:	118.27	0.05	966:	27.88	2.15	4800:	2.57	0.03	8420:	3.65	0.03	14500:	0.86	0.01
325:	61.65	0.00	1400:	22.72	0.68	4850:	6.76	0.60	9550:	2.93	0.09	14900:	1.60	0.02
J1414-056 *4C -05.60, $N_{GC} = 1$, $\alpha = 14:13:48.4$ $\delta = -05:59:55.3$														
74:	21.11	0.15	365:	6.51	0.12	408:	5.49	0.52	1400:	1.52	0.05			
J1417-215 PKS B1413-215, $N_{GC} = 1$, $\alpha = 14:16:40.9$ $\delta = -21:46:11.8$														
74:	22.37	0.18	365:	6.05	0.18	408:	5.57	0.17	1400:	1.41	0.05	4850:	0.35	0.02
J1417-040 3C 297, $N_{GC} = 1$, $\alpha = 14:17:24.1$ $\delta = -04:00:45.9$														
74:	15.43	0.12	365:	4.77	0.07	408:	4.14	0.30	1400:	1.69	0.05			
J1419+063 3C 298, $N_{GC} = 1$, $\alpha = 14:19:08.3$ $\delta = +06:28:34.3$														
12:	83.60	24.30	74:	99.38	0.16	430:	20.08	0.99	1480:	5.30	0.27	5000:	1.45	0.07
14:	61.50	12.30	80:	102.00	14.00	465:	21.13	0.81	2300:	3.26	0.03	5009:	1.59	0.04
16:	70.10	12.60	82:	97.00	26.00	468:	22.22	0.85	2695:	2.70	0.22	7700:	0.87	0.01
20:	72.60	12.30	160:	60.10	7.80	635:	16.22	0.48	2700:	1.88	0.05	8870:	1.22	0.05
25:	59.00	10.00	178:	25.23	1.77	750:	8.22	0.36	3900:	1.97	0.02	9550:	0.75	0.04
26:	54.00	11.00	365:	30.21	0.37	1400:	6.10	0.18	4850:	1.82	0.10	10007:	0.77	0.03
38:	79.48	7.20	408:	23.36	0.01	1410:	6.08	0.19	4900:	1.70	0.09	10560:	0.71	0.03
J1421+414 6C B141906.2+415830, $N_{GC} = 1$, $\alpha = 14:21:05.6$ $\delta = +41:44:50.8$														
74:	24.76	0.13	325:	9.89	0.00	750:	5.13	0.23	2700:	1.68	0.07	5000:	0.89	0.09
151:	20.11	0.07	327:	9.84	9.87	966:	3.44	0.32	4800:	0.93	0.00	9550:	0.45	0.03
178:	13.48	1.15	365:	8.38	0.08	1400:	3.15	0.11	4850:	0.87	0.08	10007:	0.42	0.04
												10800:	0.20	0.03

Table 3—Continued

232:	14.77	0.05	408:	8.17	0.25	2695:	0.81	0.01	4900:	0.92	0.05	10560:	0.47	0.04	14900:	0.26	0.01
J1423-273 PKS 1420-27 , $N_{GC} = 1$, $\alpha = 14:22:49.6$ $\delta = -27:27:57.8$																	
74:	37.35	0.21	365:	9.57	0.30	408:	8.46	0.27	1400:	2.27	0.08	1410:	2.60	0.19	4850:	0.81	0.04
J1423+194 3C 300 , $N_{GC} = 1$, $\alpha = 14:23:00.6$ $\delta = +19:35:26.5$																	
13:	178.00	46.00	38:	72.93	6.60	178:	11.98	0.73	468:	10.68	0.13	1410:	3.60	0.14	5000:	1.10	0.05
17:	144.00	17.00	74:	32.51	0.14	318:	12.06	0.50	606:	5.99	0.37	2650:	2.12	0.03	5009:	1.20	0.03
20:	134.00	15.00	80:	37.00	5.00	365:	10.90	0.20	635:	7.43	0.32	2695:	2.11	0.03	10695:	0.51	0.03
25:	143.00	26.00	112:	29.52	3.98	408:	9.60	2.44	750:	4.53	0.10	2700:	1.98	0.07	14900:	0.31	0.02
26:	97.00	8.00	160:	22.50	2.90	465:	10.16	0.12	1400:	3.25	0.12	4850:	1.23	0.11			
J1425-296 PKS 1422-29 , $N_{GC} = 1$, $\alpha = 14:25:29.0$ $\delta = -29:59:55.5$																	
74:	29.34	0.28	408:	7.26	0.18	635:	5.10	0.20	1400:	2.40	0.08	4850:	0.94	0.07			
365:	7.98	0.13	465:	6.05	0.53	960:	3.43	0.17	1410:	2.23	0.20	5009:	0.81	0.03			
J1428-120 [HB89] 1424-118 ABS02 , $N_{GC} = 1$, $\alpha = 14:27:38.1$ $\delta = -12:03:52.1$																	
74:	19.17	0.19	365:	5.68	0.14	408:	4.99	0.13	1400:	0.82	0.03	4850:	0.40	0.02			
J1429-012 *3C 300.1 , $N_{GC} = 1$, $\alpha = 14:28:31.3$ $\delta = -01:24:06.0$																	
74:	20.15	0.13	408:	7.21	0.21	635:	7.24	0.84	2700:	1.65	0.03						
365:	9.17	0.17	465:	6.49	1.57	1400:	3.16	0.09	5009:	0.81	0.03						
J1443+520 1WGA J1443.0+5201 , $N_{GC} = 1$, $\alpha = 14:43:02.0$ $\delta = +52:01:37.1$																	
26:	51.00	10.00	232:	12.77	0.05	408:	7.17	0.02	2695:	1.55	0.06	5000:	0.93	0.09			
38:	40.29	3.60	325:	7.80	0.00	750:	4.20	0.16	2700:	1.59	0.06	10695:	0.81	0.04			
74:	23.04	0.13	327:	7.73	7.80	966:	3.65	0.33	4850:	1.07	0.10	10800:	0.78	0.04			
178:	13.40	0.95	365:	7.54	0.18	1400:	2.54	0.10	4900:	0.96	0.06	14900:	0.61	0.01			
J1447+766 3C 305.1 , $N_{GC} = 1$, $\alpha = 14:47:09.3$ $\delta = +76:56:21.8$																	
74:	17.34	0.12	327:	6.05	6.17	1400:	1.67	0.05	3900:	0.56	0.03	5000:	0.46	0.05	11200:	0.14	0.02
178:	13.00	1.30	352:	6.17	0.25	2308:	1.00	0.09	4800:	0.42	0.00	7700:	0.23	0.01	14900:	0.10	0.03
232:	9.28	0.05	750:	2.58	0.22	2700:	0.80	0.06	4900:	0.42	0.01	10700:	0.17	0.01			
J1449+632 IC 1065 , $N_{GC} = 1$, $\alpha = 14:49:22.3$ $\delta = +63:16:13.1$																	
38:	53.39	4.80	232:	15.99	0.05	750:	5.16	0.22	2700:	1.65	0.06	10695:	0.47	0.04			
74:	32.95	0.15	325:	11.12	0.00	966:	4.13	0.37	4800:	0.95	0.01	10800:	0.37	0.04			
82:	35.40	1.90	327:	11.22	11.12	1400:	3.01	0.09	4850:	1.05	0.09	14900:	0.31	0.01			
178:	15.62	1.08	365:	10.22	0.12	2695:	1.64	0.06	5000:	0.92	0.05						
J1456-111 [HB89] 1453-109 , $N_{GC} = 1$, $\alpha = 14:55:54.9$ $\delta = -11:08:58.6$																	
14:	263.20	50.00	74:	31.23	0.13	365:	12.34	0.34	750:	7.62	0.21	2695:	2.47	0.04	5009:	1.45	0.06
16:	127.90	24.30	80:	35.00	5.00	408:	10.46	0.17	1400:	4.25	0.14	2700:	1.61	0.03	8870:	0.97	0.04
20:	66.40	9.90	82:	50.00	6.60	465:	9.79	0.81	1410:	4.27	0.17	4850:	1.57	0.08	10695:	0.63	0.01
25:	36.90	7.40	160:	20.20	2.60	468:	10.29	0.85	2650:	2.50	0.02	5000:	1.56	0.25			
J1459+714 6C B145857.1+715211 , $N_{GC} = 1$, $\alpha = 14:59:08.4$ $\delta = +71:40:19.4$																	
38:	40.29	3.60	325:	19.64	0.00	2695:	5.77	0.20	5000:	3.73	0.19	9550:	1.93	0.09	10700:	1.96	0.02
74:	36.53	0.12	327:	19.53	19.64	2700:	1.68	0.03	6600:	3.08	0.12	10007:	1.93	0.09	14500:	1.56	0.02
82:	35.40	5.00	365:	20.29	1.16	4800:	1.73	0.04	7875:	2.87	0.28	10500:	2.53	0.08	14900:	1.50	0.04
178:	25.18	1.71	750:	6.08	0.11	4850:	3.57	0.32	8000:	2.67	0.05	10560:	1.83	0.08	22000:	1.40	0.05
232:	22.39	0.05	1400:	7.47	0.22	4900:	3.39	0.01	8085:	1.96	0.07	10695:	2.34	0.04	31400:	0.56	0.06
J1505+260 VV 204a , $N_{GC} = 1$, $\alpha = 15:04:59.4$ $\delta = +26:00:46.8$																	
26:	388.00	31.00	80:	132.00	20.00	318:	35.39	0.36	750:	8.43	0.16	2695:	3.22	0.05	5000:	1.28	0.07
38:	237.43	10.70	160:	71.40	9.30	365:	2.20	0.16	1400:	0.04	0.00	2700:	3.16	0.16	5009:	1.30	0.08
74:	98.88	0.49	178:	55.19	4.03	408:	12.06	1.34	1670:	5.97	0.13	4850:	0.87	0.08	10695:	0.36	0.03
J1511+075 3C 313:[SED2002] 110 , $N_{GC} = 1$, $\alpha = 15:10:59.7$ $\delta = +07:51:48.2$																	
16:	204.20	61.30	38:	88.25	7.90	160:	24.80	3.20	408:	9.78	2.13	960:	5.68	0.19	2700:	2.11	0.10
20:	188.20	33.90	74:	39.27	0.30	178:	19.87	1.10	430:	9.74	0.51	1400:	0.06	0.00	4850:	1.15	0.06
25:	115.60	13.90	80:	50.00	8.00	318:	13.32	0.56	606:	7.52	0.46	2650:	2.23	0.05	5000:	1.38	0.07
26:	92.00	11.00	112:	29.92	3.98	365:	15.81	0.51	750:	6.80	0.23	2695:	2.22	0.05	5009:	0.59	0.03
J1512+012 4C +01.42 NED02 , $N_{GC} = 1$, $\alpha = 15:12:25.5$ $\delta = +01:21:12.0$																	
74:	18.50	0.17	365:	7.14	0.15	408:	5.56	0.25	1400:	2.26	0.07	2700:	1.25	0.03	4850:	0.69	0.04

Table 3—Continued

J1603+016 N/A, $N_{GC} = 2$, $\alpha = 16:02:31.4$ $\delta = +01:57:54.5$														
38:	176.38	15.90	178:	42.77	3.65	468:	25.81	3.29	1400:	8.10	0.21	5000:	2.74	0.14
74:	89.37	0.34	318:	30.90	1.20	635:	18.76	0.28	1410:	9.50	0.13	5009:	3.38	0.14
80:	84.00	13.00	365:	8.74	0.20	750:	15.75	0.57	2700:	2.54	0.05	22000:	1.17	0.37
160:	43.20	5.60	408:	15.17	0.58	960:	12.91	0.15	4850:	2.27	0.10			
J1604+442 4C +44.27, $N_{GC} = 1$, $\alpha = 16:04:12.2$ $\delta = +44:23:22.4$														
74:	18.42	0.13	232:	8.48	0.05	327:	4.56	4.81	1400:	0.97	0.03			
151:	11.89	0.09	325:	4.82	0.01	365:	4.25	0.10	4850:	0.18	0.02			
J1605+012 3C 327.1, $N_{GC} = 2$, $\alpha = 16:04:45.5$ $\delta = +01:17:47.0$														
38:	187.36	23.90	318:	30.00	0.85	635:	19.84	0.41	2650:	4.46	0.07	5009:	2.26	0.03
74:	126.47	0.27	365:	31.80	0.24	750:	10.55	0.33	2695:	2.22	0.05	8085:	1.54	0.10
80:	112.00	11.31	408:	29.74	0.65	960:	12.24	0.26	2700:	4.27	0.14	8870:	1.46	0.04
160:	62.20	5.66	465:	26.30	0.82	1400:	8.15	0.17	4850:	2.58	0.10	9550:	1.05	0.04
178:	23.92	1.20	468:	27.66	0.86	1410:	8.38	0.16	5000:	2.18	0.07	10007:	1.03	0.04
J1605-173 PKS 1602-17, $N_{GC} = 1$, $\alpha = 16:05:02.3$ $\delta = -17:34:19.0$														
74:	21.26	0.25	408:	5.64	0.18	1400:	1.53	0.05	3900:	0.47	0.01	7700:	0.16	0.02
365:	6.46	0.21	960:	2.25	0.07	2300:	0.84	0.03	4850:	0.34	0.02	11200:	0.11	0.02
J1610+656 3C 330, $N_{GC} = 1$, $\alpha = 16:09:36.2$ $\delta = +65:56:42.7$														
38:	88.25	7.90	232:	29.75	0.05	750:	7.69	0.23	2700:	3.84	0.20	5000:	2.33	0.12
74:	46.73	0.15	325:	20.89	0.01	966:	8.72	0.69	4800:	0.93	0.02	8000:	0.96	0.07
82:	70.70	3.20	327:	14.25	20.89	1400:	5.03	0.15	4850:	2.29	0.20	10695:	1.02	0.03
178:	25.34	1.82	365:	22.78	0.29	2695:	1.90	0.04	4900:	2.38	0.08	10800:	0.62	0.03
J1612+222 *3C 331, $N_{GC} = 1$, $\alpha = 16:12:19.0$ $\delta = +22:22:15.1$														
74:	17.07	0.13	318:	5.58	0.28	365:	5.58	0.07	1400:	1.40	0.04	4850:	0.33	0.03
J1620+174 *3C 334, $N_{GC} = 1$, $\alpha = 16:20:21.7$ $\delta = +17:36:28.1$														
26:	83.00	6.00	160:	16.80	2.50	408:	6.80	0.21	1400:	1.99	0.06	4850:	0.58	0.05
38:	77.37	7.00	178:	11.88	0.82	465:	5.78	0.19	2650:	1.14	0.04	5000:	0.57	0.05
74:	28.49	0.16	318:	7.54	0.33	468:	6.07	0.20	2695:	1.13	0.04	5009:	0.64	0.05
80:	29.00	4.00	365:	6.98	0.09	750:	3.60	0.22	2700:	1.13	0.02	8000:	0.14	0.01
J1624-114 PKS 1621-11, $N_{GC} = 1$, $\alpha = 16:23:59.5$ $\delta = -11:40:45.9$														
74:	21.03	0.16	365:	7.92	0.17	408:	7.15	0.27	1400:	2.73	0.10	4850:	0.82	0.04
J1625+235 *FIRST J162439.2+23451, $N_{GC} = 1$, $\alpha = 16:24:39.3$ $\delta = +23:45:15.1$														
22:	82.34	4.96	80:	25.00	4.00	365:	8.21	0.17	1400:	2.61	0.09	5000:	0.71	0.06
26:	65.00	7.00	82:	31.80	3.10	408:	7.30	1.31	2695:	1.41	0.04	5009:	0.78	0.07
38:	43.51	3.90	178:	13.72	1.15	635:	5.59	0.50	2700:	1.43	0.05	10695:	0.38	0.03
74:	19.14	0.13	318:	8.80	0.37	750:	4.51	0.16	4850:	0.89	0.08	14900:	0.21	0.01
J1628+274 3C 341, $N_{GC} = 1$, $\alpha = 16:28:03.9$ $\delta = +27:41:38.7$														
74:	17.32	0.13	365:	6.61	0.15	1400:	2.00	0.06	2700:	0.99	0.03	4850:	0.52	0.05
J1629+393 NGC 6166 NED01, $N_{GC} = 1$, $\alpha = 16:28:38.2$ $\delta = +39:33:02.2$														
22:	331.33	14.88	178:	50.86	3.40	365:	18.10	0.47	2695:	1.25	0.04	4900:	0.50	0.03
26:	319.00	14.00	232:	44.17	0.05	408:	20.48	1.48	2700:	1.28	0.04	5000:	0.49	0.05
38:	239.54	10.80	325:	26.74	0.00	750:	9.46	0.37	4800:	0.43	0.00	10695:	0.18	0.02
74:	91.14	0.22	327:	14.68	26.74	1400:	3.68	0.12	4850:	0.46	0.04	14900:	0.15	0.02
J1629+144 3C 339, $N_{GC} = 1$, $\alpha = 16:28:38.7$ $\delta = +14:38:10.1$														
74:	20.27	0.16	365:	5.73	0.10	408:	4.04	0.18	1400:	1.21	0.04	4850:	0.23	0.02
J1629+442 3C 337, $N_{GC} = 1$, $\alpha = 16:28:52.9$ $\delta = +44:19:05.7$														
74:	23.14	0.19	232:	14.70	0.05	365:	10.39	0.23	1400:	3.02	0.10	4850:	1.04	0.09
151:	21.20	0.09	325:	10.13	0.00	750:	5.38	0.24	2695:	1.69	0.10	4900:	0.93	0.03
178:	12.14	0.60	327:	8.50	10.13	966:	3.41	0.32	2700:	1.66	0.06	5000:	0.90	0.05
J1630+232 3C 340, $N_{GC} = 1$, $\alpha = 16:29:37.0$ $\delta = +23:20:12.5$														
26:	42.00	6.00	178:	12.13	0.85	408:	6.70	1.21	750:	4.01	0.29	2700:	1.40	0.05
74:	16.00	0.12	318:	7.54	0.35	606:	4.21	0.26	1400:	2.05	0.07	4850:	0.79	0.07
112:	12.82	3.18	365:	8.11	0.21	635:	6.17	0.54	2695:	1.37	0.04	5000:	0.72	0.03
												14900:	0.24	0.02

Table 3—Continued

J1643+395 3C 345 , $N_{GC} = 1$, $\alpha = 16:42:59.0$ $\delta = +39:48:38.2$																	
26:	34.00	6.00	1410:	8.08	0.42	4900:	10.81	0.12	11200:	7.83	0.15	87740:	5.89	0.67	149000:	3.25	0.20
74:	17.21	0.14	1484:	7.29	0.36	5000:	5.46	0.27	14500:	2.23	0.03	88350:	5.04	0.70	150000:	4.58	0.29
178:	8.49	0.49	1670:	10.60	0.35	6600:	11.40	0.25	14900:	8.54	0.05	89600:	3.82	0.21	151000:	3.29	0.38
232:	11.34	0.05	2250:	10.15	0.15	7700:	8.49	0.01	15000:	7.29	0.37	90000:	6.03	0.31	215000:	3.42	1.35
325:	9.93	0.01	2300:	7.52	0.06	7875:	11.88	0.18	15064:	8.41	0.42	90130:	6.04	0.44	221000:	3.66	0.79
327:	9.99	9.93	2695:	2.80	0.04	8000:	1.66	0.03	21700:	7.15	0.25	90690:	4.75	0.34	229000:	2.96	0.40
365:	4.98	0.12	2700:	10.41	0.15	8085:	7.77	0.38	22000:	3.05	0.07	90700:	4.56	0.30	230000:	3.97	0.33
408:	9.24	0.57	3900:	8.53	0.09	8300:	13.31	0.70	22185:	9.02	1.36	90860:	4.96	0.67	234000:	4.00	0.70
750:	4.20	0.08	4585:	7.78	0.39	10500:	12.00	0.18	31400:	4.00	0.05	138000:	3.74	0.35			
960:	7.49	0.32	4800:	3.25	0.03	10695:	11.10	0.20	37000:	7.81	0.14	142000:	4.42	0.42			
1379:	7.28	0.36	4850:	8.72	0.78	10700:	7.89	0.04	85660:	4.83	0.37	143000:	3.23	0.40			
1400:	7.10	0.21	4885:	7.18	0.36	10800:	11.12	0.37	87000:	3.49	0.14	145000:	3.99	0.55			
J1644+172 3C 346 , $N_{GC} = 1$, $\alpha = 16:43:48.7$ $\delta = +17:15:51.4$																	
20:	57.00	9.00	178:	12.86	0.82	465:	7.72	0.27	2650:	2.34	0.05	5000:	1.02	0.10	31400:	0.57	0.10
25:	39.00	10.00	318:	9.34	0.39	468:	8.12	0.28	2695:	1.56	0.04	5009:	0.67	0.03			
74:	20.58	0.16	365:	9.39	0.09	750:	4.04	0.07	2700:	2.37	0.09	10695:	0.87	0.04			
80:	25.00	4.00	408:	2.83	0.20	1400:	3.67	0.11	4850:	1.42	0.13	14900:	0.75	0.01			
J1645+131 4C +13.62 , $N_{GC} = 1$, $\alpha = 16:44:41.2$ $\delta = +13:05:14.8$																	
74:	15.85	0.13	408:	4.24	0.19	1410:	1.37	0.01	2700:	0.68	0.04	5009:	0.40	0.07			
318:	4.67	0.23	750:	2.43	0.06	2650:	0.80	0.20	4850:	0.41	0.04	10695:	0.18	0.02			
365:	4.63	0.12	1400:	1.34	0.05	2695:	0.69	0.04	5000:	0.39	0.04						
J1646+021 4C +02.42 , $N_{GC} = 1$, $\alpha = 16:45:42.3$ $\delta = +02:11:39.2$																	
74:	18.49	0.24	365:	6.91	0.19	408:	5.52	0.24	1400:	1.98	0.06	2700:	1.14	0.01	4850:	0.76	0.04
J1646-223 *PKS 1643-22 , $N_{GC} = 1$, $\alpha = 16:46:05.2$ $\delta = -22:28:01.2$																	
74:	16.86	0.23	365:	7.27	0.27	408:	5.68	0.14	1400:	1.99	0.07	4850:	0.70	0.04			
J1651+046 RGB J1651+049 , $N_{GC} = 7$, $\alpha = 16:51:12.2$ $\delta = +04:59:51.7$																	
74:	928.52	2.52	1400:	32.03	0.82	4850:	11.60	0.03									
J1659+470 3C 349 , $N_{GC} = 1$, $\alpha = 16:59:29.3$ $\delta = +47:02:49.2$																	
38:	54.50	4.90	232:	14.31	0.05	750:	3.50	0.05	2700:	0.96	0.02	10695:	0.58	0.02			
74:	23.68	0.16	325:	10.70	0.00	966:	4.11	0.36	4850:	1.21	0.11	10800:	0.40	0.03			
82:	25.00	1.10	327:	6.82	10.70	1400:	1.89	0.07	4900:	1.16	0.04	14900:	0.46	0.06			
178:	9.05	0.57	408:	9.47	0.07	2695:	0.95	0.03	5000:	1.13	0.06						
J1705+604 6C B170404.4+604844 , $N_{GC} = 1$, $\alpha = 17:04:42.4$ $\delta = +60:44:44.4$																	
38:	43.51	3.90	325:	9.54	0.00	966:	4.52	0.39	4850:	1.22	0.11	10800:	0.22	0.02			
74:	20.72	0.15	327:	8.37	9.54	1400:	3.07	0.12	4900:	1.23	0.05	14900:	0.42	0.02			
178:	14.76	0.98	365:	8.71	0.30	2695:	1.34	0.06	5000:	1.20	0.06	31400:	0.47	0.08			
232:	9.90	0.05	750:	5.46	0.07	2700:	2.07	0.10	10695:	0.59	0.03						
J1711+460 3C 352 , $N_{GC} = 1$, $\alpha = 17:10:44.0$ $\delta = +46:01:27.2$																	
38:	45.73	8.20	232:	14.88	0.05	750:	3.58	0.22	2695:	0.94	0.05	4900:	0.48	0.03			
74:	23.98	0.19	325:	8.44	0.00	966:	3.02	0.29	2700:	0.97	0.10	5000:	0.47	0.05			
82:	35.30	1.20	327:	8.52	8.38	1400:	1.87	0.06	4800:	0.54	0.00	10695:	0.23	0.02			
178:	13.29	0.89	365:	8.17	0.20	1410:	2.10	0.10	4850:	0.39	0.04	14900:	0.15	0.02			
J1715-032 4C -03.62 , $N_{GC} = 1$, $\alpha = 17:15:01.5$ $\delta = -03:21:32.0$																	
74:	16.78	0.17	365:	5.78	0.10	408:	4.87	0.29	1400:	1.32	0.04	2700:	0.63	0.02	4850:	0.28	0.02
J1721-006 N/A, $N_{GC} = 1$, $\alpha = 17:20:31.2$ $\delta = -00:58:39.1$																	
10:	5945.00	654.00	25:	996.00	120.00	178:	241.57	12.40	635:	108.64	1.56	2650:	37.03	0.91	22000:	7.61	0.40
12:	1449.00	203.00	38:	776.45	35.00	318:	160.70	6.60	750:	91.02	3.14	2700:	35.65	0.89	31400:	2.56	0.13
14:	1347.00	148.00	74:	396.41	0.70	408:	30.64	0.26	960:	80.40	0.63	4850:	18.91	0.10			
16:	1226.00	147.00	80:	371.00	52.00	468:	101.05	5.12	1400:	56.74	2.31	5000:	21.41	0.99			
20:	1095.00	120.00	160:	273.50	35.60	580:	114.61	2.60	1410:	58.03	0.96	5009:	23.60	1.04			
J1723+072 4C +07.45 , $N_{GC} = 1$, $\alpha = 17:23:00.2$ $\delta = +07:18:02.0$																	
74:	18.69	0.17	365:	5.85	0.13	408:	4.87	0.33	1400:	1.60	0.05	4850:	0.45	0.02			
J1724+506 6C B172306.9+510015 , $N_{GC} = 1$, $\alpha = 17:24:19.7$ $\delta = +50:57:32.3$																	
22:	48.61	8.93	82:	27.90	1.30	327:	4.58	7.18	966:	2.00	0.24	4800:	0.33	0.00	10695:	0.13	0.02

Table 3—Continued

26:	70.00	10.00	178:	12.14	0.60	365:	6.65	0.14	1400:	0.94	0.03	4850:	0.30	0.03	90000:	0.20	0.14
38:	52.28	4.70	232:	9.85	0.05	408:	6.96	0.10	2695:	0.67	0.02	4900:	0.34	0.11			
74:	24.23	0.15	325:	7.18	0.00	750:	2.90	0.22	2700:	0.68	0.07	5000:	0.38	0.04			
J1730+795 4C +79.17 , $N_{GC} = 1$, $\alpha = 17:30:21.9$ $\delta = +79:49:16.5$																	
74:	16.80	0.15	232:	5.81	0.05	1400:	1.02	0.03	3900:	0.31	0.03	10700:	0.08	0.01			
82:	15.60	2.60	327:	4.56	4.44	2308:	0.65	0.06	4900:	0.20	0.01	11200:	0.06	0.01			
178:	7.90	0.70	352:	4.44	0.18	2700:	0.47	0.01	7700:	0.13	0.00						
J1735+160 *[HB89] 1732+160 , $N_{GC} = 1$, $\alpha = 17:34:42.7$ $\delta = +16:00:34.4$																	
74:	21.18	0.16	365:	6.53	0.10	408:	5.36	0.17	1400:	1.46	0.05	2700:	0.66	0.02	4850:	0.34	0.03
J1759+133 3C 365 , $N_{GC} = 1$, $\alpha = 17:58:31.1$ $\delta = +13:28:35.3$																	
74:	15.34	0.14	318:	6.21	0.27	408:	6.38	0.28	2695:	1.29	0.04	4850:	0.81	0.07	10695:	0.34	0.02
178:	10.00	1.00	365:	7.28	0.20	1400:	2.42	0.07	2700:	1.39	0.03	5000:	0.66	0.04			
J1805+110 *3C 368 , $N_{GC} = 1$, $\alpha = 18:05:06.4$ $\delta = +11:01:33.3$																	
74:	36.96	0.17	318:	7.31	0.34	408:	6.75	0.21	1400:	1.27	0.04	4850:	0.25	0.02			
112:	19.28	3.48	365:	7.71	0.24	606:	3.19	0.20	4800:	0.21	0.00						
J1808+483 *4C +48.45 , $N_{GC} = 1$, $\alpha = 18:07:48.8$ $\delta = +48:29:23.0$																	
74:	18.00	0.16	325:	4.69	0.00	365:	4.66	0.18	1400:	1.03	0.03						
232:	5.17	0.05	327:	3.88	4.69	408:	3.85	0.01	4850:	0.26	0.02						
J1819+503 4C +50.44 , $N_{GC} = 1$, $\alpha = 18:19:04.5$ $\delta = +50:31:04.5$																	
74:	15.68	0.18	325:	4.25	0.01	365:	3.46	0.04	1400:	0.91	0.03						
232:	5.80	0.05	327:	4.09	4.25	408:	3.40	0.02	4850:	0.22	0.02						
J1825+574 3C 378 , $N_{GC} = 1$, $\alpha = 18:24:32.0$ $\delta = +57:44:43.5$																	
74:	16.85	0.12	325:	5.95	0.00	365:	5.32	0.10	4850:	0.26	0.02						
232:	7.43	0.05	327:	5.90	5.95	1400:	1.37	0.05									
J1827+092 4C +09.60 , $N_{GC} = 1$, $\alpha = 18:27:22.5$ $\delta = +09:18:40.5$																	
74:	18.13	0.16	365:	4.48	0.08	408:	3.84	0.42	1400:	1.00	0.03	4850:	0.24	0.02			
J1830+484 3C 380 , $N_{GC} = 1$, $\alpha = 18:29:31.8$ $\delta = +48:44:46.2$																	
26:	275.00	23.00	365:	45.62	1.81	2700:	10.04	0.37	8300:	4.58	0.24	14500:	1.77	0.04	90860:	1.40	0.37
38:	229.77	10.30	408:	38.96	0.36	4800:	2.73	0.03	8420:	4.87	0.04	14900:	3.04	0.02	138000:	1.04	0.07
74:	121.06	0.44	750:	23.88	0.87	4850:	5.52	0.49	9550:	3.81	0.12	22000:	1.19	0.03	142000:	0.85	0.09
82:	133.00	4.50	966:	19.59	1.52	4900:	6.19	0.30	10007:	3.71	0.12	31400:	3.03	0.10	145000:	1.43	0.13
178:	46.44	3.75	1400:	13.75	0.41	5000:	6.82	0.34	10500:	4.92	0.10	37000:	1.45	0.06	150000:	0.43	0.06
232:	51.62	0.05	1670:	11.70	0.40	6600:	5.79	0.17	10560:	3.67	0.12	85660:	1.60	0.22	151000:	1.04	0.10
325:	43.78	0.01	2250:	7.09	0.11	7875:	4.75	0.11	10695:	4.78	0.10	87740:	1.74	0.15			
327:	44.05	43.78	2695:	3.13	0.05	8000:	3.00	0.05	10800:	4.06	0.14	90700:	2.15	0.16			
J1834+473 3C 381 , $N_{GC} = 1$, $\alpha = 18:33:45.9$ $\delta = +47:27:07.6$																	
26:	81.00	13.00	325:	10.87	0.01	750:	3.03	0.16	2700:	1.17	0.02	10695:	0.79	0.03			
74:	18.92	0.38	327:	7.83	10.87	966:	4.94	0.42	4850:	1.36	0.12	10800:	0.78	0.05			
178:	16.30	0.90	365:	9.07	0.26	1400:	2.34	0.08	4900:	1.31	0.05	14900:	0.53	0.04			
232:	9.47	0.05	408:	9.91	0.04	2695:	1.17	0.03	5000:	1.28	0.06						
J1835+324 2MASX J18350968+32421 , $N_{GC} = 2$, $\alpha = 18:35:07.0$ $\delta = +32:42:14.9$																	
74:	36.45	0.19	325:	15.27	0.01	1400:	5.49	0.13	10007:	1.03	0.04						
232:	24.60	0.05	327:	10.71	11.02	9550:	1.10	0.05	10560:	0.97	0.04						
J1841-015 *TXS 1838-019 , $N_{GC} = 2$, $\alpha = 18:41:24.4$ $\delta = -01:52:41.8$																	
74:	63.65	0.59	365:	7.43	0.17	1400:	5.87	0.13	1500:	0.01	0.00						
J1842+795 NVSS J184151+794727 , $N_{GC} = 1$, $\alpha = 18:41:48.7$ $\delta = +79:47:37.1$																	
74:	21.76	0.30	1400:	5.04	0.16												
J1843+795 2MASX J18423531+79452 , $N_{GC} = 2$, $\alpha = 18:42:30.6$ $\delta = +79:45:34.0$																	
74:	42.23	0.42	1400:	13.04	0.33	2250:	1.55	0.02	8300:	1.34	0.05	10800:	2.69	0.10			
J1844+453 3C 388 , $N_{GC} = 1$, $\alpha = 18:44:02.6$ $\delta = +45:33:34.8$																	
26:	113.00	19.00	232:	29.35	0.05	408:	15.04	0.37	2700:	3.23	0.11	5000:	1.76	0.09	14500:	0.17	0.01
38:	70.82	6.40	325:	18.61	0.00	750:	6.71	0.31	4800:	1.19	0.02	8000:	0.39	0.02	14900:	0.58	0.03

Table 3—Continued

74:	35.59	0.48	327:	15.94	15.04	1400:	5.60	0.19	4850:	1.96	0.17	10695:	0.95	0.05			
178:	24.58	1.69	365:	16.70	0.42	2695:	3.14	0.05	4900:	1.80	0.04	10800:	0.45	0.03			
J1846+095 3C 390 , $N_{GC} = 1$, $\alpha = 18:45:37.6$ $\delta = +09:53:44.0$																	
74:	42.88	0.19	318:	15.11	0.63	408:	14.21	0.31	1400:	4.51	0.14						
112:	28.83	3.98	365:	15.26	0.46	606:	8.50	0.52	4850:	1.78	0.16						
J1846-026 1RXS J184624.7-025854 , $N_{GC} = 1$, $\alpha = 18:46:25.1$ $\delta = -02:59:23.1$																	
74:	46.12	0.88	365:	7.06	0.24	4850:	2.34	0.10	8000:	1.82	0.10	14500:	0.55	0.01			
J1859+126 3C 394 , $N_{GC} = 1$, $\alpha = 18:59:23.4$ $\delta = +12:59:10.8$																	
74:	30.31	0.13	365:	9.91	0.13	408:	9.45	0.32	1400:	2.88	0.09	4850:	0.91	0.08			
J1918+062 4C +06.66 , $N_{GC} = 1$, $\alpha = 19:17:48.7$ $\delta = +06:21:20.3$																	
74:	18.39	0.22	365:	6.21	0.17	1400:	1.51	0.05	4850:	0.41	0.04						
J1924-074 PKS 1920-07 , $N_{GC} = 1$, $\alpha = 19:23:30.5$ $\delta = -07:41:42.2$																	
74:	15.40	0.14	365:	6.72	0.19	408:	6.04	0.16	1400:	1.93	0.07	2700:	1.10	0.06	4850:	0.62	0.03
J1940+604 6C B193938.9+603431 , $N_{GC} = 1$, $\alpha = 19:40:25.3$ $\delta = +60:41:33.2$																	
22:	54.56	8.93	325:	15.31	0.01	750:	4.33	0.06	2700:	2.82	0.10	5000:	1.36	0.07	14500:	0.23	0.01
74:	31.38	0.13	327:	15.63	15.22	966:	7.11	0.58	4800:	0.52	0.02	8000:	0.90	0.08	14900:	0.43	0.01
178:	23.55	1.55	365:	14.93	0.28	1400:	5.07	0.18	4850:	1.58	0.14	10695:	0.67	0.04			
232:	22.31	0.05	740:	8.66	0.09	2695:	2.82	0.12	4900:	1.55	0.02	10800:	0.64	0.05			
J1942+103 4C +10.58 , $N_{GC} = 1$, $\alpha = 19:41:56.0$ $\delta = +10:26:50.0$																	
74:	22.36	0.16	365:	6.71	0.10	408:	5.40	0.24	1400:	1.36	0.05	4850:	0.38	0.03			
J1952+023 3C 403 , $N_{GC} = 1$, $\alpha = 19:52:15.5$ $\delta = +02:30:31.0$																	
38:	84.92	23.00	178:	31.02	3.58	468:	10.80	0.55	1400:	2.74	0.10	4850:	2.31	0.11			
74:	31.37	0.30	318:	16.66	0.68	606:	10.44	0.63	1410:	5.98	0.19	5000:	2.06	0.10			
80:	49.00	7.00	365:	11.68	0.26	635:	11.61	0.39	2650:	3.83	0.03	5009:	2.30	0.08			
112:	35.49	0.00	408:	12.69	2.49	750:	6.64	0.31	2695:	3.81	0.03	8870:	1.39	0.05			
160:	31.10	4.00	465:	10.27	0.53	960:	8.24	0.13	2700:	2.51	0.06	22000:	0.44	0.11			
J1956-074 3C 404 , $N_{GC} = 1$, $\alpha = 19:56:10.9$ $\delta = -07:37:03.1$																	
74:	16.57	0.20	365:	6.82	0.28	408:	5.88	0.15	1400:	1.80	0.05	4850:	0.55	0.03			
J1959+404 [SS82] 02 , $N_{GC} = 1$, $\alpha = 19:59:26.9$ $\delta = +40:44:09.1$																	
74:	12610.22	7.40	232:	7944.00	0.05	1400:	739.77	24.62									
J2014+233 3C 409 , $N_{GC} = 1$, $\alpha = 20:14:27.6$ $\delta = +23:34:54.4$																	
22:	550.56	32.74	465:	40.30	0.53	1410:	13.54	0.26	4850:	3.46	0.31	9550:	1.41	0.05			
74:	146.58	0.50	960:	20.50	0.22	2695:	6.86	0.03	5000:	2.99	0.11	10007:	1.27	0.05			
365:	52.69	1.18	1400:	13.68	0.47	2700:	6.29	0.04	5009:	2.99	0.07	10560:	1.21	0.04			
J2020+294 3C 410 , $N_{GC} = 1$, $\alpha = 20:20:06.4$ $\delta = +29:42:11.9$																	
22:	139.87	11.90	325:	28.87	0.01	365:	20.68	0.58	4850:	4.06	0.36						
74:	60.25	0.39	327:	25.00	28.87	1400:	6.39	0.23									
J2022+100 3C 411 , $N_{GC} = 1$, $\alpha = 20:22:08.5$ $\delta = +10:01:11.2$																	
38:	64.27	17.40	160:	19.10	2.90	365:	11.62	0.31	1400:	3.35	0.11	2700:	1.74	0.06	5009:	0.95	0.07
74:	29.86	0.13	178:	17.91	1.24	408:	9.15	1.60	2650:	1.70	0.34	4850:	1.06	0.09	10695:	0.47	0.03
80:	31.00	5.00	318:	11.45	0.47	750:	5.67	0.23	2695:	1.71	0.04	5000:	0.86	0.08	14900:	0.35	0.03
J2033+535 3C 415.2 , $N_{GC} = 1$, $\alpha = 20:32:46.2$ $\delta = +53:45:50.0$																	
74:	20.71	0.18	325:	5.39	0.01	365:	5.52	0.11	4850:	0.23	0.02						
232:	8.90	0.05	327:	4.86	5.39	1400:	1.01	0.03									
J2039+512 *3C 418 , $N_{GC} = 1$, $\alpha = 20:38:37.0$ $\delta = +51:19:15.4$																	
74:	22.57	0.28	365:	11.73	0.20	4850:	3.27	0.29	22000:	2.24	0.07	87740:	2.27	0.22	142000:	0.80	0.10
232:	17.40	0.05	1400:	6.08	0.18	8000:	1.82	0.04	37000:	2.94	0.09	90000:	3.05	0.47	145000:	1.53	0.09
325:	11.18	0.01	2250:	5.10	0.08	8300:	5.01	0.26	87000:	1.45	0.19	90700:	2.12	0.15	150000:	1.53	0.35
327:	11.47	11.18	4800:	1.75	0.01	14500:	1.54	0.02	87700:	2.25	0.21	90860:	2.97	0.45	151000:	1.56	0.09
J2048+070 3C 424 , $N_{GC} = 1$, $\alpha = 20:48:12.0$ $\delta = +07:01:14.6$																	
38:	62.05	11.20	178:	15.24	1.26	465:	6.89	0.21	960:	3.92	0.13	2700:	1.25	0.04	10695:	0.34	0.03

Table 3—Continued

74:	28.55	0.12	318:	8.54	0.38	468:	7.24	0.22	1400:	2.42	0.08	4800:	0.67	0.00	14900:	0.19	0.01
80:	29.00	4.00	365:	9.14	0.15	606:	4.92	0.31	1410:	2.71	0.10	4850:	0.74	0.04			
112:	18.39	3.38	408:	8.23	1.63	635:	5.93	0.24	2650:	1.34	0.03	5000:	0.65	0.03			
160:	16.40	2.50	430:	6.99	0.38	750:	4.63	0.32	2695:	1.28	0.04	5009:	0.67	0.03			
J2100-175 PKS 2057-17 , $N_{GC} = 1$, $\alpha = 21:00:15.1$ $\delta = -17:45:49.2$																	
74:	16.18	0.24	365:	3.89	0.14	408:	3.08	0.12	1400:	0.72	0.02	1410:	1.09	0.25	4850:	0.18	0.01
J2104+763 3C 427.1 , $N_{GC} = 1$, $\alpha = 21:04:07.5$ $\delta = +76:33:10.1$																	
38:	101.23	27.40	327:	15.52	17.24	2308:	2.27	0.17	5000:	0.95	0.10	10560:	0.35	0.02			
74:	50.86	0.23	352:	15.52	0.62	2700:	1.29	0.02	7700:	0.49	0.01	10700:	0.37	0.01			
178:	24.37	1.84	750:	4.95	0.25	3900:	1.31	0.07	9550:	0.42	0.02	11200:	0.26	0.03			
232:	31.32	0.05	1400:	3.89	0.13	4900:	1.02	0.01	10007:	0.40	0.02	14900:	0.27	0.02			
J2107-253 NGC 7018 NED01 , $N_{GC} = 4$, $\alpha = 21:07:24.4$ $\delta = -25:25:45.8$																	
74:	64.72	1.34	1400:	3.30	0.10												
J2108+494 *3C 428 , $N_{GC} = 1$, $\alpha = 21:08:22.6$ $\delta = +49:36:37.8$																	
74:	30.66	0.25	325:	10.88	0.01	365:	10.41	0.19	4850:	0.53	0.05						
232:	16.25	0.05	327:	8.90	10.88	1400:	2.41	0.07									
J2113+621 3C 429 , $N_{GC} = 1$, $\alpha = 21:12:48.6$ $\delta = +62:14:57.4$																	
74:	21.23	0.17	325:	8.33	0.01	365:	7.98	0.09	4850:	0.81	0.07						
232:	11.67	0.05	327:	8.36	8.18	1400:	2.56	0.08									
J2117-206 *PKS 2113-21 , $N_{GC} = 1$, $\alpha = 21:16:36.2$ $\delta = -20:55:49.6$																	
74:	29.25	0.18	408:	9.05	0.28	1400:	2.79	0.09	3900:	1.12	0.01	7700:	0.43	0.01			
365:	10.09	0.32	960:	4.12	0.29	2300:	1.60	0.01	4850:	0.82	0.04	11200:	0.13	0.00			
J2118-302 [HB89] 2115-305 , $N_{GC} = 1$, $\alpha = 21:18:10.3$ $\delta = -30:19:21.0$																	
74:	24.10	0.36	465:	6.29	0.37	960:	3.23	0.12	2700:	1.49	0.01	5009:	0.86	0.02			
365:	7.98	0.45	635:	4.62	0.23	1400:	2.54	0.09	4850:	0.76	0.05						
408:	6.98	0.30	843:	3.80	0.11	1410:	2.55	0.12	5000:	1.39	0.26						
J2118+605 3C 430 , $N_{GC} = 1$, $\alpha = 21:18:18.8$ $\delta = +60:48:12.7$																	
74:	61.44	0.20	325:	24.68	0.01	365:	18.38	0.67	4800:	2.86	0.03						
232:	40.70	0.05	327:	16.72	24.68	1400:	7.80	0.24	4850:	2.80	0.25						
J2119+182 4C +18.62 , $N_{GC} = 1$, $\alpha = 21:18:31.0$ $\delta = +18:16:34.5$																	
74:	15.76	0.11	318:	4.53	0.23	408:	3.95	0.10	1410:	1.30	0.32	2700:	0.73	0.02	5000:	0.49	0.03
178:	6.90	1.00	365:	4.75	0.08	1400:	1.33	0.05	2650:	0.70	0.19	4850:	0.44	0.04	5009:	0.45	0.07
J2119+494 *3C 431 , $N_{GC} = 1$, $\alpha = 21:18:52.4$ $\delta = +49:36:59.9$																	
74:	47.76	0.29	232:	28.81	0.05	327:	12.28	16.48	408:	13.31	0.07	4850:	0.57	0.05			
82:	81.80	1.70	325:	16.64	0.01	365:	16.05	0.45	1400:	3.39	0.11						
J2120+372 4C +37.60 , $N_{GC} = 1$, $\alpha = 21:19:55.0$ $\delta = +37:23:31.6$																	
74:	15.97	0.12	232:	9.74	0.05	325:	4.81	0.00	327:	4.11	4.81	1400:	1.10	0.04	4850:	0.27	0.02
J2123+170 [HB89] 2120+168 ABS01 , $N_{GC} = 1$, $\alpha = 21:22:46.3$ $\delta = +17:04:37.8$																	
22:	65.47	5.95	82:	22.40	2.50	408:	6.05	0.15	1400:	1.58	0.06						
74:	24.34	0.10	365:	6.75	0.12	430:	5.07	0.30	4850:	0.39	0.04						
J2123-163 PKS 2120-16 , $N_{GC} = 1$, $\alpha = 21:23:01.6$ $\delta = -16:27:57.9$																	
74:	23.88	0.13	365:	6.39	0.13	408:	6.09	0.49	1400:	1.61	0.06	4850:	0.46	0.03			
J2124+250 3C 433 , $N_{GC} = 1$, $\alpha = 21:23:44.7$ $\delta = +25:04:16.0$																	
26:	271.00	16.00	178:	59.35	4.00	468:	34.41	1.15	1410:	12.05	0.23	5000:	3.75	0.10	14900:	1.22	0.04
38:	203.57	55.00	318:	38.48	1.93	635:	16.77	0.41	2650:	6.98	0.04	5009:	3.69	0.07	15300:	1.24	0.19
74:	107.20	0.19	365:	32.55	0.61	750:	11.04	0.20	2695:	6.94	0.04	8420:	2.32	0.02	31400:	0.45	0.13
80:	103.00	14.00	408:	9.75	1.33	960:	17.36	0.29	2700:	6.68	0.24	8870:	2.31	0.12			
160:	66.20	8.60	465:	32.73	1.09	1400:	10.33	0.36	4850:	3.57	0.32	10695:	1.83	0.06			
J2129+073 3C 435B , $N_{GC} = 1$, $\alpha = 21:29:06.0$ $\delta = +07:32:52.8$																	
38:	40.29	10.90	178:	13.95	0.89	465:	6.24	0.58	960:	2.98	0.13	2695:	1.18	0.03	5009:	0.62	0.02
74:	22.96	0.10	318:	7.72	0.35	468:	6.56	0.61	1400:	2.06	0.07	2700:	1.09	0.04	14900:	0.19	0.02
80:	23.00	3.00	365:	7.24	0.12	606:	4.02	0.25	1410:	2.15	0.11	4850:	0.66	0.03			

Table 3—Continued

112:	13.82	3.28	408:	6.21	1.33	750:	3.54	0.22	2650:	1.19	0.03	5000:	0.56	0.03
J2131-204 PKS 2128-20 , $N_{GC} = 1$, $\alpha = 21:31:01.4$ $\delta = -20:36:56.6$														
74:	20.59	0.13	408:	6.15	0.27	1400:	2.07	0.06	3900:	0.79	0.02	11200:	0.21	0.01
365:	7.07	0.20	960:	2.70	0.14	2300:	1.25	0.04	4850:	0.61	0.03			
J2131-312 [HB89] 2128-315 , $N_{GC} = 1$, $\alpha = 21:31:23.1$ $\delta = -31:21:15.6$														
74:	17.16	1.91	408:	4.23	0.13	1400:	1.33	0.04	4850:	0.45	0.03			
365:	4.47	0.10	843:	2.45	0.07	1410:	1.21	0.15						
J2138-143 PKS 2135-14:[HBC97] 0 , $N_{GC} = 1$, $\alpha = 21:37:44.1$ $\delta = -14:32:53.0$														
74:	38.90	0.29	365:	6.25	0.26	468:	10.84	0.99	1400:	2.42	0.09	2700:	2.25	0.03
80:	33.00	5.00	408:	8.89	0.38	750:	7.20	0.21	1410:	3.60	0.18	4850:	1.34	0.07
160:	19.10	2.90	465:	10.31	0.94	960:	5.34	0.15	2695:	2.10	0.04	5009:	0.46	0.02
J2144+281 3C 436 , $N_{GC} = 1$, $\alpha = 21:44:11.8$ $\delta = +28:10:19.2$														
38:	94.68	25.60	112:	26.24	3.78	318:	10.94	0.45	750:	5.84	0.22	4800:	0.95	0.01
74:	38.66	0.12	160:	20.20	3.00	408:	11.26	1.57	1400:	1.76	0.06	4850:	1.03	0.09
80:	31.00	4.00	178:	17.09	1.18	606:	6.26	0.38	2700:	1.86	0.09	5000:	0.98	0.04
J2147+152 3C 437 , $N_{GC} = 1$, $\alpha = 21:47:25.1$ $\delta = +15:20:36.0$														
26:	47.00	8.00	318:	8.93	0.38	635:	6.26	0.25	1410:	2.97	0.10	5000:	0.88	0.08
38:	46.84	8.40	365:	9.03	0.14	750:	5.22	0.22	2695:	1.53	0.04	5009:	0.88	0.03
74:	22.23	0.10	408:	7.66	1.56	960:	4.03	0.13	2700:	1.61	0.01	10695:	0.42	0.03
178:	11.35	0.85	465:	6.93	0.81	1400:	2.93	0.10	4850:	0.93	0.08	14900:	0.30	0.02
J2151+143 *4C +14.80 , $N_{GC} = 1$, $\alpha = 21:50:45.3$ $\delta = +14:33:33.8$														
74:	15.23	0.09	365:	6.75	0.23	1400:	2.21	0.07	4850:	0.81	0.07	14900:	0.24	0.01
178:	17.50	1.56	408:	5.42	0.24	2695:	1.25	0.08	5000:	0.78	0.03			
318:	6.48	0.28	750:	5.10	0.50	2700:	1.34	0.06	5009:	0.76	0.07			
J2156+380 3C 438 , $N_{GC} = 2$, $\alpha = 21:55:52.4$ $\delta = +38:00:27.2$														
22:	231.14	13.89	178:	33.67	2.71	365:	27.48	0.41	2695:	3.26	0.05	5000:	1.53	0.08
26:	231.00	12.00	232:	85.45	0.05	408:	26.39	1.98	2700:	3.33	0.12	8000:	0.43	0.02
38:	150.29	40.60	318:	28.30	1.42	750:	14.51	0.10	4800:	0.36	0.01	9550:	0.63	0.03
74:	86.85	0.45	325:	29.94	0.00	1400:	3.33	0.10	4850:	1.61	0.14	10007:	0.60	0.03
82:	97.00	1.80	327:	27.84	29.30	1670:	5.81	0.13	4900:	1.58	0.06	10560:	0.59	0.03
J2157-181 PKS 2154-18 , $N_{GC} = 1$, $\alpha = 21:56:57.4$ $\delta = -18:13:46.3$														
74:	19.98	0.23	635:	5.71	0.24	1410:	2.48	0.09	3900:	0.52	0.01	11200:	0.12	0.02
365:	5.32	0.31	960:	2.27	0.07	2300:	0.91	0.04	4850:	0.56	0.03			
408:	6.09	0.18	1400:	0.94	0.03	2700:	1.12	0.04	5009:	0.52	0.05			
J2203+624 3C 440 , $N_{GC} = 1$, $\alpha = 22:03:21.3$ $\delta = +62:40:33.4$														
74:	23.19	0.16	325:	9.21	0.01	365:	8.34	0.09	2700:	1.69	0.07			
232:	12.65	0.05	327:	9.23	9.21	1400:	2.82	0.08	4850:	1.16	0.10			
J2206+293 [MMd97] 220349.46+291 , $N_{GC} = 1$, $\alpha = 22:06:05.2$ $\delta = +29:29:21.8$														
26:	57.00	7.00	80:	35.00	5.00	318:	9.22	0.39	365:	8.68	0.16	1400:	2.53	0.08
38:	44.62	8.00	82:	29.40	1.30	325:	8.78	0.01	408:	7.74	0.59	2700:	1.49	0.06
74:	26.09	0.11	178:	13.72	1.20	327:	8.90	8.78	750:	4.34	0.16	4850:	0.75	0.07
J2214-170 3C 444 , $N_{GC} = 1$, $\alpha = 22:14:25.7$ $\delta = -17:01:41.2$														
74:	126.65	0.27	408:	28.66	0.24	750:	20.24	0.17	2300:	5.38	0.03	3900:	3.01	0.03
80:	147.00	21.00	465:	27.86	1.39	960:	14.17	0.15	2650:	4.73	0.04	4850:	2.67	0.10
160:	79.60	10.30	468:	29.29	1.46	1400:	4.68	0.17	2695:	4.61	0.05	5000:	2.03	0.09
365:	19.77	0.69	635:	21.77	0.29	1410:	9.40	0.10	2700:	4.52	0.12	5009:	1.40	0.06
J2226-046 *3C 446 , $N_{GC} = 1$, $\alpha = 22:25:47.4$ $\delta = -04:57:03.7$														
20:	38.10	7.60	468:	11.07	0.93	3900:	4.15	0.04	8085:	4.63	0.42	37000:	4.09	0.16
38:	62.07	13.10	635:	10.66	0.29	4800:	2.83	0.02	8870:	4.46	0.16	87000:	3.14	0.25
74:	25.44	0.14	750:	9.25	0.10	4850:	6.38	0.10	10500:	4.97	0.10	87700:	2.77	0.20
80:	27.00	4.00	960:	7.56	0.10	5009:	5.34	0.17	10695:	4.03	0.02	87740:	2.38	0.38
160:	17.60	2.60	1400:	7.41	0.26	6600:	5.25	0.15	11200:	5.00	0.10	90000:	4.46	0.21
178:	19.20	2.30	1410:	6.42	0.14	7700:	4.45	0.05	14500:	2.33	0.03	90690:	2.71	0.20
365:	21.06	0.97	2300:	5.09	0.04	7780:	5.13	0.20	21700:	4.69	0.14	90860:	2.12	0.34
408:	10.20	1.65	2695:	2.17	0.04	7875:	3.24	0.11	22000:	3.56	0.20	138000:	2.11	0.68

Table 3—Continued

465:	10.53	0.88	2700:	4.58	0.05	8000:	1.94	0.03	31400:	1.52	0.08	142000:	1.79	0.25
J2231+541	*4C +53.50 , $N_{GC} = 1$, $\alpha = 22:31:18.2$ $\delta = +54:09:41.5$													
74:	17.48	0.29	232:	11.11	0.05	327:	6.44	5.94	408:	4.72	0.02	4850:	0.64	0.06
82:	23.20	2.30	325:	5.94	0.00	365:	6.68	0.21	1400:	1.65	0.05			
J2246+394	N/A, $N_{GC} = 2$, $\alpha = 22:45:53.2$ $\delta = +39:41:32.1$													
74:	91.92	0.35	325:	9.93	0.01	327:	6.99	9.93	1400:	3.34	0.11			
J2252+644	87GB 225012.7+642402 , $N_{GC} = 1$, $\alpha = 22:52:06.0$ $\delta = +64:40:10.6$													
74:	21.40	0.16	325:	8.34	0.01	365:	6.35	0.09	4850:	0.70	0.06			
232:	10.05	0.05	327:	7.69	8.34	1400:	2.29	0.08						
J2312+092	3C 456 , $N_{GC} = 1$, $\alpha = 23:12:28.1$ $\delta = +09:19:27.7$													
74:	20.77	0.17	318:	8.05	0.34	635:	5.09	0.28	1410:	2.75	0.13	4850:	0.78	0.04
80:	23.00	3.00	365:	8.32	0.08	750:	4.24	0.15	2650:	1.43	0.03	5000:	0.67	0.03
82:	20.90	4.70	408:	6.97	1.54	960:	3.53	0.13	2695:	1.39	0.04	5009:	0.81	0.02
178:	13.94	0.95	430:	6.41	0.36	1400:	2.49	0.07	2700:	1.38	0.05	10695:	0.35	0.03
J2317+041	3C 459 , $N_{GC} = 1$, $\alpha = 23:16:35.3$ $\delta = +04:05:18.1$													
14:	143.90	21.60	80:	52.00	8.00	408:	7.72	0.26	750:	4.25	0.07	2700:	1.63	0.01
16:	153.80	21.50	82:	65.60	14.60	430:	12.62	0.60	960:	6.56	0.20	4850:	1.37	0.07
20:	126.70	19.00	160:	34.00	4.40	465:	14.58	1.39	1400:	4.68	0.17	5000:	0.45	0.04
25:	92.30	14.80	178:	20.55	1.06	468:	15.33	1.46	1410:	4.61	0.16	5009:	1.36	0.06
38:	57.72	10.40	318:	17.67	0.79	611:	11.34	0.56	2650:	2.38	0.03	8870:	0.68	0.03
74:	55.42	0.16	365:	17.91	0.19	635:	10.09	0.36	2695:	2.34	0.04	10695:	0.62	0.04
J2318+675	4C +67.35 , $N_{GC} = 1$, $\alpha = 23:18:25.6$ $\delta = +67:53:50.5$													
74:	15.98	0.13	325:	5.37	0.00	365:	4.14	0.11	4850:	0.43	0.04			
232:	9.75	0.05	327:	5.28	5.37	1400:	1.32	0.05						
J2321-162	*PKS 2318-16 , $N_{GC} = 1$, $\alpha = 23:21:02.0$ $\delta = -16:23:08.2$													
74:	26.10	0.11	408:	8.75	0.27	635:	5.27	0.28	1400:	2.36	0.07	2695:	1.16	0.04
365:	10.77	0.35	465:	7.64	0.81	960:	3.50	0.12	1410:	2.39	0.13	4850:	0.62	0.03
J2321+235	3C 460 , $N_{GC} = 1$, $\alpha = 23:21:28.6$ $\delta = +23:46:46.6$													
74:	16.05	0.12	365:	5.66	0.06	1400:	1.47	0.04	4800:	0.44	0.00	4850:	0.41	0.04
J2323+585	N/A, $N_{GC} = 2$, $\alpha = 23:23:12.9$ $\delta = +58:50:40.7$													
22:	50988.80	2380.80	325:	6692.32	0.01	1400:	16.07	0.48	8000:	85.25	2.80			
74:	14803.21	12.59	327:	601.98	6692.32	4800:	3.65	1.16	14500:	19.94	0.98			
J2325-046	4C -05.96 , $N_{GC} = 1$, $\alpha = 23:25:19.6$ $\delta = -04:57:38.2$													
74:	17.72	0.13	365:	6.22	0.07	408:	5.43	0.14	1400:	1.55	0.05	4800:	0.37	0.00
												4850:	0.38	0.02
J2325-121	PKS 2322-12 , $N_{GC} = 1$, $\alpha = 23:25:19.8$ $\delta = -12:07:25.4$													
74:	27.50	0.12	408:	7.20	0.40	960:	3.00	0.17	1410:	2.03	0.11	4850:	0.41	0.02
365:	8.49	0.22	635:	4.50	0.29	1400:	1.87	0.06	4800:	0.38	0.00	5009:	0.37	0.02
J2328+294	[HB89] 2325+293 , $N_{GC} = 1$, $\alpha = 23:28:10.5$ $\delta = +29:37:10.4$													
74:	16.77	0.16	325:	5.83	0.01	365:	5.58	0.09	4850:	0.44	0.04			
318:	5.44	0.27	327:	4.29	5.83	1400:	1.52	0.05						
J2328-046	4C -05.97 , $N_{GC} = 1$, $\alpha = 23:28:12.2$ $\delta = -04:56:11.8$													
74:	17.92	0.13	365:	4.31	0.12	408:	3.62	0.10	1400:	0.80	0.03	4850:	0.20	0.01
J2341+043	[HB89] 2338+042 ABS01 , $N_{GC} = 1$, $\alpha = 23:40:57.6$ $\delta = +04:31:10.9$													
22:	76.38	18.85	365:	6.32	0.15	1400:	1.61	0.05	3900:	0.63	0.02	5009:	0.46	0.07
74:	16.73	0.13	408:	5.70	0.25	1410:	1.50	0.35	4800:	0.52	0.02	7500:	0.36	0.02
178:	10.20	1.10	430:	4.55	0.27	2650:	0.80	0.20	4850:	0.49	0.02	11200:	0.27	0.03
318:	5.72	0.26	611:	3.76	0.16	2700:	0.86	0.02	5000:	0.48	0.05			
J2341-162	PKS 2338-16 , $N_{GC} = 1$, $\alpha = 23:41:13.0$ $\delta = -16:20:54.2$													
74:	18.56	0.11	365:	5.69	0.19	408:	4.99	0.16	1400:	1.49	0.05	4850:	0.52	0.03
J2346+656	4C +65.32 , $N_{GC} = 1$, $\alpha = 23:45:34.3$ $\delta = +65:57:24.3$													
74:	16.13	0.25	232:	8.14	0.05	327:	5.83	5.81	1400:	1.36	0.04			

Table 3—Continued

82:	14.50	3.30	325:	5.81	0.01	365:	4.81	0.12	4850:	0.34	0.03						
J2348+184	3C 467 , $N_{GC} = 1$, $\alpha = 23:48:29.4$ $\delta = +18:44:05.4$																
74:	16.32	0.12	365:	5.57	0.08	408:	4.68	0.12	430:	4.11	0.26	1400:	1.62	0.05	4850:	0.48	0.04
J2351-246	NVSS J235050-245700 , $N_{GC} = 1$, $\alpha = 23:50:50.1$ $\delta = -24:57:04.3$																
74:	20.77	0.11	365:	5.04	0.20	408:	4.47	0.12	1400:	1.30	0.04	1410:	1.18	0.17	4850:	0.32	0.02
J2351+644	3C 468.1:[MSM98] 3 , $N_{GC} = 1$, $\alpha = 23:50:54.9$ $\delta = +64:40:15.0$																
74:	39.38	0.74	232:	43.98	0.05	327:	24.01	26.80	1400:	4.95	0.15						
82:	53.50	4.10	325:	26.80	0.01	365:	23.04	0.53	4850:	0.99	0.09						
J2354+326	3C 469 , $N_{GC} = 1$, $\alpha = 23:54:11.4$ $\delta = +32:55:13.6$																
74:	17.45	0.13	318:	4.78	0.25	327:	4.25	5.09	1400:	1.18	0.04						
232:	9.78	0.05	325:	5.09	0.00	365:	4.77	0.09	4850:	0.31	0.03						
J2357-345	ESO 349- G 010 , $N_{GC} = 1$, $\alpha = 23:57:00.8$ $\delta = -34:45:30.1$																
74:	47.49	0.21	365:	9.58	0.46	408:	8.70	0.35	843:	1.67	0.05	1400:	1.28	0.04	4850:	0.12	0.01
J2359+440	3C 470 , $N_{GC} = 1$, $\alpha = 23:58:35.6$ $\delta = +44:04:37.3$																
74:	18.46	0.12	325:	6.90	0.00	750:	3.83	0.28	2700:	1.05	0.04	10600:	0.19	0.00			
151:	11.70	0.59	327:	6.97	6.90	966:	2.69	0.27	4850:	0.54	0.05	10695:	0.22	0.02			
178:	10.30	0.67	365:	6.22	0.15	1400:	1.94	0.06	4900:	0.56	0.03	10800:	0.15	0.02			
232:	12.47	0.05	408:	5.36	0.16	2695:	1.02	0.06	5000:	0.55	0.05	14900:	0.12	0.01			

Note. — For each of the 388 VLSS sources, the spectral data are listed here preceded by the VLSS source name, an alternate name taken from NED, the number of Gaussian components from the VLSS image attributed to the source, and the J2000 right ascension, α , in hours, minutes, and seconds and declination, δ , in degrees, arcminutes, and arcseconds. For each flux density, the frequency is listed, followed by a colon, with the flux density and the 1σ uncertainty in that flux density, listed directly to the right in units of Jy. All flux densities were obtained from the CATS database with the exception of flux densities at 327, 365, 1400, and 4850 MHz which were taken from the TXS, WENSS, NVSS, and GB6 or PMN catalogs where applicable (see text). See Table 2 for a list of the references used in the CATS database searches.

Table 4. Parameters of the Spectral Fits

Name	N_ν	F_{74} (Jy)	$\alpha_{>300}$	F_{ext} (Jy)	A	B	C	D	$rms_{Y-Y_{fit}}$ (dex)
(1)	(2)	(3)	(4)	(5)	(6)	(7)	(8)	(9)	(10)
J0000+554	7	15.9	-0.93	23.2
J0003-173	17	18.9	-0.79	24.8	1.31	-0.75	0.084
J0004+131	5	16.6	-0.88	15.8
J0006-000	29	27	-0.76	36.6	1.43	-0.7	0.142
J0017+792	23	23.9	-0.86	36.3	1.57	-0.87	0.139
J0019-124	5	18.1	-0.89	30.1
J0020+154	28	37.4	-1.13	58.5	1.61	-1.04	0.08
J0025-293	16	28	-0.8	32.6	1.56	-0.86	-0.11	-20.49	0.025
J0030+636	7	29.2	-0.94	45.9
J0034+392	23	26.2	-1.07	40.9	2.53	-1.43	-1.11	-0.73	0.063
J0035-200	10	19.4	-1.02	38.6	1.89	-1.18	-0.6	-1.71	0.011
J0036+184	23	22.6	-0.98	34	1.41	-0.91	0.081
J0036+586	7	39.2	-0.99	46.4
J0037-011	33	32.5	-0.73	36.5	1.53	-0.74	0.147
J0037+603	7	27	-0.84	19.5	1.46	-0.9	0.102
J0038+132	8	22.8	-0.99	31.2	5.7	-1.78	-4.34	-0.24	0.021
J0038-021	36	43.5	-0.69	45.9	1.67	-0.7	0.117
J0041+100	28	33.5	-0.7	35.2	1.52	-0.73	0.113
J0041+331	26	19.9	-0.82	35.8	1.37	-0.75	0.094
J0043+520	23	69.8	-0.66	71.5	1.94	-0.78	0.149
J0051+511	21	21.7	-0.93	28.2	1.47	-0.89	0.076
J0056+262	5	34.5	-1.58	244.6	1.87	-1.22	0.216
J0056+682	7	44.1	-0.68	49.2	1.79	-0.73	0.105
J0058-012	28	21.6	-0.64	29	1.66	-0.79	0.167
J0059-170	13	20.4	-1.09	42.3	1.88	-1.22	-0.57	-1.7	0.06
J0108-160	12	38.6	-0.92	61.6	20.69	-3.86	-19.1	-0.18	0.072
J0109+132	25	85.5	-0.64	82.5	1.98	-0.68	0.065
J0110+315	9	28	-1.13	41.1	1.91	-1.29	-0.47	-1.69	0.059
J0112+144	8	19.9	-1.06	31.4	1.37	-0.98	0.051
J0118+026	16	19.1	-1	32.9	1.35	-0.88	0.063
J0120-152	15	28.3	-0.84	57.3	1.6	-0.78	0.129
J0127+331	25	19.6	-0.68	26.1	1.38	-0.69	0.107
J0128-140	10	20.4	-0.85	32.2	1.54	-0.88	-0.23	-4.87	0.011
J0129+290	18	20.7	-0.88	37.5	1.37	-0.75	0.099
J0130+234	28	17.6	-0.76	28.8	1.4	-0.77	0.111

Table 4—Continued

Name	N_ν	F_{74} (Jy)	$\alpha_{>300}$	F_{ext} (Jy)	A	B	C	D	$\text{rms}_{Y-Y_{fit}}$ (dex)
(1)	(2)	(3)	(4)	(5)	(6)	(7)	(8)	(9)	(10)
J0130-261	5	18	-1.15	40.8
J0131+252	5	16.4	-0.93	26.7
J0136+206	30	55.2	-0.86	43.3	1.81	-0.96	0.09
J0138+331	38	70.7	-0.75	139.4	1.96	-0.73	0.192
J0142-163	5	16.3	-1.24	39.5
J0148+533	9	19.9	-0.52	15.7	1.39	-0.64	0.104
J0155+435	22	17.8	-0.82	19.1	1.33	-0.87	0.054
J0157+285	18	24.6	-1.19	67.6	1.61	-0.97	0.11
J0200-305	20	28.9	-0.74	33.2	1.56	-0.76	0.109
J0216-126	18	30	-0.85	57.1	1.79	-0.85	-0.31	-3.11	0.083
J0221-016	24	40.5	-0.99	62.3	1.71	-0.94	0.097
J0223+862	4	67.3
J0224+400	22	26.5	-0.97	53.2	1.62	-0.95	0.159
J0232+342	21	25.2	-0.91	36.7	1.53	-0.91	0.18
J0234+313	8	28.4	-1.38	51	1.59	-1.28	0.08
J0236+291	5	19.3	-1.16	36.1
J0238-193	21	35.6	-0.93	69	9.36	-2.46	-7.81	-0.26	0.143
J0238+591	8	40	-0.91	46.8	1.7	-0.89	0.086
J0243-000	36	25	-0.66	33.4	1.44	-0.66	0.165
J0256-232	5	25.6	-1.12	41.4
J0302+016	4	22.8
J0308+041	35	23.1	-0.07	5.7	1.55	-0.59	0.168
J0310+171	34	52.4	-0.83	52.5	1.74	-0.88	0.092
J0313-145	5	19.3	-0.83	25.6
J0320+413	71	109.9	0.32	10.9	2.07	-0.4	0.336
J0327+552	8	38.7	-0.61	40.7	1.69	-0.66	0.085
J0334-011	21	32.5	-0.92	33.9	1.7	-1.01	0.077
J0334+741	10	17.5	-0.95	29.4	1.39	-0.93	0.081
J0338+505	8	24.8	-0.78	34.5	1.46	-0.73	0.026
J0343+046	36	24.6	-0.87	36.8	5.06	-1.57	-3.67	-0.25	0.108
J0351-143	11	37.6	-1.11	61.2	1.78	-1.04	-0.2	-23.02	0.064
J0353-071	18	35.8	-1.02	57.8	1.69	-0.98	0.088
J0355+725	9	18.6	-0.94	25.7	1.38	-0.92	0.047
J0359+103	4	67
J0400-161	9	19.1	-0.89	25.2	1.44	-0.91	-0.16	-3.37	0.022

Table 4—Continued

Name	N_ν	F_{74} (Jy)	$\alpha_{>300}$	F_{ext} (Jy)	A	B	C	D	$rms_{Y-Y_{fit}}$ (dex)
(1)	(2)	(3)	(4)	(5)	(6)	(7)	(8)	(9)	(10)
J0403+746	10	17	-1	17.6	1.41	-1.13	-0.18	-5.89	0.053
J0408-121	37	28.1	-0.73	26.8	1.4	-0.63	0.163
J0408+430	8	47.3	-0.83	37.5	1.81	-0.96	0.107
J0409-242	5	15.9	-1.31	31.1
J0412-006	7	22.3	-1.1	38.5	1.4	-0.97	0.067
J0413+745	12	16.1	-0.75	25	1.45	-0.8	-0.24	-3.1	0.032
J0414+111	30	31.2	-0.88	43.5	1.67	-0.81	0.146
J0415-293	6	17.1	-1.03	24.5
J0416-206	21	17.3	-0.7	23.3	1.19	-0.56	0.107
J0417-055	5	17.3	-0.94	15.8
J0418+380	6	96.5	-0.6	39.5
J0429+771	13	18.8	-1.29	38.4	1.39	-1.16	0.152
J0434+723	12	22.1	-1.12	26.3	1.39	-1.12	0.096
J0437+294	27	422	-0.86	599.8	2.9	-0.94	-0.28	-1.29	0.134
J0445-281	17	57.6	-0.9	76	2.42	-1.17	-0.66	-1.64	0.105
J0446+395	8	30	-1.06	44.3	1.59	-1.01	0.083
J0447+504	8	16	-1.03	25.5	3.45	-1.63	-2.25	-0.45	0.053
J0453+313	8	35.7	-0.98	50.4	1.66	-0.94	0.07
J0455-301	10	29.1	-0.73	30.6	1.5	-0.76	0.047
J0455-203	21	24.8	-0.68	34.2	7.9	-1.84	-6.5	-0.22	0.044
J0457+225	17	23.4	-0.88	44	1.45	-0.78	0.103
J0503+252	23	43	-0.74	52.5	1.66	-0.71	0.039
J0505+381	7	181.1	-0.9	59.8	2.34	-1.17	0.285
J0505-101	5	17.5	-0.89	20.5
J0509+296	6	16.3	-0.98	18.2
J0511-184	7	43.2	-1.62	86.2	1.82	-1.54	0.088
J0520+505	10	20.8	-0.85	21.9	1.34	-0.84	0.052
J0522-205	14	17.3	-1.14	50.1	1.9	-1.22	-0.67	-2.1	0.049
J0524+281	4	35.4	-1.08	23.4
J0527+325	8	28.1	-0.92	32	1.47	-0.87	0.08
J0531+063	11	35.4	-0.92	47	3.32	-1.4	-1.78	-0.42	0.031
J0535+220	2	1883
J0542+473	8	18.3	-0.63	13.9	1.22	-0.71	0.065
J0543+495	35	54.6	-0.79	212.7	2.6	-0.94	-0.86	-1.94	0.188
J0543-242	5	16.8	-0.94	17.7

Table 4—Continued

Name	N_ν	F_{74} (Jy)	$\alpha_{>300}$	F_{ext} (Jy)	A	B	C	D	$\text{rms}_{Y-Y_{fit}}$ (dex)
(1)	(2)	(3)	(4)	(5)	(6)	(7)	(8)	(9)	(10)
J0604+202	6	22.2	-1.17	52.5
J0606+644	7	19	-1.12	27.3
J0607-202	18	17.9	-0.84	36.5	3.89	-1.57	-2.63	-0.51	0.043
J0610+480	28	26.8	-0.79	41.7	1.51	-0.81	0.223
J0614+260	22	55.4	-0.83	60.9	1.74	-0.82	0	-6.43	0.064
J0622+143	9	37.6	-0.95	39.5	1.57	-0.96	0.051
J0625+400	16	19.5	-0.86	26.1	1.35	-0.8	0.197
J0625+402	7	18.4	-1.12	25.1
J0627-055	22	90.7	-0.66	126.2	9.83	-2.1	-7.87	-0.23	0.031
J0643+232	14	25.8	-0.77	21.1	1.44	-0.83	0.057
J0645+212	22	38.9	-0.71	22.7	0	-0.38	1.59	-0.42	0.047
J0655+541	20	39.8	-0.89	49.4	1.6	-0.87	0.113
J0659-242	5	48.9	-1.08	61
J0709+745	15	25.8	-0.78	24.3	1.53	-0.89	0.068
J0712-204	5	29.5	-1.01	39.4
J0713+115	8	43.4	-1.06	49.1	1.68	-1.02	0.061
J0714+144	8	16.3	-0.81	20.9	-99	-99	42.99	-227.95	0.032
J0717-250	10	27	-0.8	44.7	1.47	-0.71	0.06
J0722-185	4	20	-0.9	21.8
J0725-094	5	17.4	-1.11	36.9	-99	-99	42.99	-227.95	0.069
J0727-020	15	23.5	-0.6	10.7	1.3	-0.69	0.07	-2.78	0.105
J0728+144	16	22.7	-0.91	33.2	1.53	-0.91	-0.18	-2.32	0.037
J0728+675	22	17.7	-0.73	19.3	1.24	-0.71	0.299
J0729+244	4	19.4
J0739+702	15	23.5	-1.06	56.1	1.65	-1.02	0.103
J0744+375	19	32.3	-1.16	39.5	1.72	-1.28	-0.21	-3.07	0.057
J0747-186	4	18.6
J0748-192	12	37.3	-1.18	70	4.66	-2.1	-3.09	-0.52	0.05
J0802+141	29	33.1	-0.97	44.6	1.71	-0.98	-0.19	-1.44	0.067
J0802+501	12	18.8	-0.98	26.8	5.55	-1.92	-4.28	-0.3	0.043
J0805+102	15	29.7	-1.01	37.5	1.51	-0.98	0.04
J0806+241	20	46.3	-0.36	8.4	-1.51	0	3.17	-0.29	0.138
J0809-103	24	33.1	-0.63	21	1.63	-0.81	0.067
J0810+423	23	17.8	-0.88	27.6	1.35	-0.86	0.101
J0814+481	31	132.7	-0.88	192.5	2.16	-0.86	0.156

Table 4—Continued

Name	N_ν	F_{74} (Jy)	$\alpha_{>300}$	F_{ext} (Jy)	A	B	C	D	$rms_{Y-Y_{fit}}$ (dex)
(1)	(2)	(3)	(4)	(5)	(6)	(7)	(8)	(9)	(10)
J0815+456	10	15.9	-1.11	29.3	1.43	-1.09	-0.23	-23.02	0.127
J0815-031	10	45.1	-1.12	56.2	1.83	-1.2	-0.18	-4.4	0.038
J0821+181	8	15.9	-0.99	23.5	1.58	-1.13	-0.38	-1.88	0.027
J0822+470	22	15.8	-0.83	20.4	1.29	-0.83	0.159
J0827-203	17	24.8	-0.82	42.4	3.15	-1.38	-1.76	-0.62	0.056
J0827+292	18	26.6	-0.86	27	1.43	-0.88	0.045
J0835+141	8	16.6	-1.04	23.7	-99	-99	42.99	-227.95	0.04
J0838+651	8	25.4	-1.02	25.1	1.53	-1.1	0.192
J0839+575	20	26	-1	42.6	1.55	-0.98	0.113
J0841+131	31	24.4	-0.76	28.2	0.94	-0.45	0.43	-2	0.118
J0849+783	14	15.4	-1.12	35.8	1.4	-1.04	0.126
J0853-205	15	24.5	-1	42	1.78	-1.08	-0.39	-1.75	0.034
J0853+135	28	37.1	-1.13	64.5	2.51	-1.41	-0.94	-0.79	0.07
J0858+340	16	19.4	-0.85	20.4	1.43	-0.93	-0.14	-3.13	0.044
J0858+275	20	23.7	-0.99	33.4	1.45	-0.98	0.062
J0859+141	30	23.3	-0.92	36.6	1.47	-0.84	0.134
J0902-256	12	58.2	-0.91	85.1	1.81	-0.85	0.102
J0902-052	5	16.4	-1.02	26.1
J0907+165	18	26.2	-1	26.5	1.41	-0.98	0.044
J0909+375	22	24.4	-1.02	40.4	1.52	-1	0.128
J0910+425	46	40.3	-0.82	48.8	1.54	-0.69	0.213
J0912+375	11	24.4	-1.11	31.1	1.49	-1.12	0.06
J0918-121	1	489.1
J0921+454	6	68	-0.77	54
J0923+530	13	15.5	-0.97	26.2	1.36	-0.93	-0.17	-8.19	0.035
J0933+791	17	30.9	-1.09	51	1.63	-1.05	0.119
J0937+042	10	21.9	-1.45	64.1	2.24	-1.68	-0.9	-1.64	0.037
J0939+832	16	36.2	-1.2	87.2	1.99	-1.22	-0.43	-1.71	0.079
J0942+135	6	37	-0.89	43.2
J0944+095	12	36.3	-1.09	55.8	3.81	-1.68	-2.25	-0.43	0.049
J0948+073	26	58.2	-0.74	54.2	1.84	-0.8	0.143
J0950-251	5	19.3	-0.99	26
J0950+142	28	33.2	-0.83	40.5	1.56	-0.82	0.091
J0952-000	11	41.7	-1.11	77.3	10.58	-2.64	-8.96	-0.22	0.071
J1002+285	21	54.3	-0.9	60.6	1.83	-0.91	0.089

Table 4—Continued

Name	N_ν	F_{74} (Jy)	$\alpha_{>300}$	F_{ext} (Jy)	A	B	C	D	$rms_{Y-Y_{fit}}$ (dex)
(1)	(2)	(3)	(4)	(5)	(6)	(7)	(8)	(9)	(10)
J1005-214	5	35.8
J1008+073	30	36.3	-0.81	67.5	5.19	-1.75	-3.63	-0.41	0.107
J1011+062	13	33.4	-1.07	63.6	2.16	-1.25	-0.64	-1.45	0.139
J1012+463	12	31.3	-1.24	61.5	7.46	-2.4	-5.96	-0.27	0.024
J1014+744	12	15.9	-0.75	18.3	1.25	-0.76	0.07
J1022+216	5	16.9	-1.13	44.8
J1023+803	12	19.3	-1.04	33.2	1.33	-0.91	0.157
J1027+063	7	21.2	-1.09	23.3	1.34	-1.09	0.037
J1034+581	21	41.3	-0.79	33.9	1.65	-0.9	0.123
J1043+120	46	28.5	-0.65	25.2	-4.52	0.5	5.97	-0.26	0.134
J1059+430	24	17.2	-0.79	28.5	10.93	-2.42	-9.69	-0.21	0.094
J1102-012	11	29.6	-1.02	53.5	2.37	-1.31	-0.9	-0.99	0.027
J1102+103	8	18.6	-1.44	39.1	1.33	-1.26	0.133
J1104+766	22	23.9	-1.04	37.2	1.45	-0.95	0.474
J1106-244	5	18	-0.83	12.6
J1106-211	8	22.9	-0.94	37.9	2.16	-1.21	-0.8	-0.99	0.013
J1109+250	4	22.9	-1.14	30.4
J1112+354	11	26.7	-1.02	20.9	1.54	-1.17	0.092
J1115+404	24	49.2	-1.1	74.5	1.96	-1.21	-0.23	-2.87	0.075
J1121+233	20	17.7	-1.04	29.1	1.38	-1	0.094
J1123+053	12	16.9	-0.96	28	1.63	-1.06	-0.4	-1.93	0.039
J1134-195	10	21.7	-1.13	33.9	1.52	-1.11	-0.18	-23.02	0.068
J1134-173	10	20.9	-1	30.7	5.58	-1.94	-4.26	-0.31	0.031
J1139-135	29	37.4	-0.75	41.8	1.52	-0.69	0.129
J1139-322	4	26.3
J1140+655	27	27.7	-0.75	27.7	1.46	-0.8	0.168
J1141-263	5	25.5	-1.33	40.1
J1142-285	5	20.3	-0.79	26.3
J1143-114	5	16.1	-1.19	42.8
J1143+213	6	16.4	-1.07	22.1
J1143+221	18	29.7	-1.11	94.9	1.58	-0.88	0.091
J1145+313	24	38.9	-0.95	33.2	1.68	-1.01	0.082
J1146+495	11	22.9	-1.25	53.4	1.58	-1.15	-0.22	-19.02	0.048
J1146-316	5	22.1	-0.99	31
J1150+125	18	26.7	-1.01	40.8	1.48	-0.91	0.089

Table 4—Continued

Name	N_ν	F_{74} (Jy)	$\alpha_{>300}$	F_{eat} (Jy)	A	B	C	D	$\text{rms}_{Y-Y_{fit}}$ (dex)
(1)	(2)	(3)	(4)	(5)	(6)	(7)	(8)	(9)	(10)
J1200+730	21	30.7	-0.58	32.5	1.6	-0.7	0.098
J1206+041	10	15.4	-0.78	15.3	1.25	-0.86	0.065
J1208-170	5	15.7	-1.14	24.3
J1209-340	5	21.4	-1.3	48.6
J1209+434	21	21	-0.95	33.6	1.38	-0.89	0.086
J1216+534	15	17.6	-0.73	20.7	1.38	-0.79	0.089
J1219-102	5	26.6	-0.7	16.7
J1220+093	7	22.2	-1.11	27.6
J1221+334	24	30.5	-0.95	46.1	1.52	-0.86	0.083
J1225+125	24	20.5	0.29	991.9	1.5	-0.58	0.448
J1229+020	69	149.7	-0.19	92.5	2.13	-0.29	0.175
J1231+122	29	1386	-0.85	2335.1
J1232-022	29	17.8	-0.54	9.2	0.55	-0.41	0.69	-0.91	0.103
J1242-045	15	25.9	-0.9	47.3	1.52	-0.82	0.115
J1244+162	21	32.5	-0.91	45.4	1.51	-0.83	0.124
J1254+154	9	18.5	-0.97	33	1.37	-0.89	0.063
J1254+274	19	16.1	-0.63	17.2	1.3	-0.67	0.11
J1255-123	20	32	-0.82	85.5	1.9	-0.82	0.198
J1255-291	5	33.3	-1.04	23.6
J1256-055	58	30.4	-0.12	17.2	1.42	-0.14	0.248
J1257+472	28	50.2	-0.85	62	1.73	-0.87	0.15
J1301+401	20	21.8	-1.03	26.7	1.45	-1.06	-0.09	-2.79	0.086
J1306+086	9	23.3	-1.03	31.4	1.42	-0.98	0.033
J1310-001	6	19.6
J1312-222	20	56.1	-1.14	140.4	2.03	-1.04	0.125
J1315-186	9	18.6	-1.21	41.8	2.91	-1.73	-1.64	-0.79	0.032
J1330-214	13	25.3	-0.81	22.4	1.35	-0.81	0.117
J1331+251	29	15.8	-0.58	38.4	1.49	-0.56	0.109
J1331+303	34	29	-0.55	69.6	1.58	-0.45	0.133
J1331-256	6	17.4	-1	27.4
J1338-063	23	31.8	-0.87	39.2	1.53	-0.83	0.093
J1339+385	25	39.3	-0.95	53.3	4.74	-1.63	-2.88	-0.35	0.1
J1342+602	20	15.6	-0.95	23.8	7.69	-2.19	-6.5	-0.25	0.035
J1345+495	21	25.2	-1	41.9	1.88	-1.12	-0.48	-1.21	0.054
J1347-080	10	22.8	-0.95	30.8	2.52	-1.27	-1.16	-0.52	0.025

Table 4—Continued

Name	N_ν	F_{74} (Jy)	$\alpha_{>300}$	F_{ext} (Jy)	A	B	C	D	$rms_{Y-Y_{fit}}$ (dex)
(1)	(2)	(3)	(4)	(5)	(6)	(7)	(8)	(9)	(10)
J1350+211	5	17.3	-1.12	31.5
J1355+161	8	16.3	-1.27	35.1	1.68	-1.32	-0.46	-2.03	0.069
J1357+010	11	18.9	-0.75	23.7	1.44	-0.84	0.07
J1407+341	20	29.9	-1.25	46.6	1.17	-0.96	0.066
J1411+521	32	120	-0.81	220.7	2.56	-1.11	-0.48	-3.32	0.208
J1414-056	4	21.1
J1417-215	5	22.3	-1.09	33.6
J1417-040	4	15.4
J1419+063	38	99.3	-1.07	154.3	2.2	-1.09	-0.2	-2.69	0.159
J1421+414	24	24.7	-0.93	45.7	1.55	-0.91	0.072
J1423-273	6	37.3	-0.94	39.6
J1423+194	29	32.5	-0.82	38.5	1.61	-0.86	0.091
J1425-296	10	29.3	-0.81	27.3	1.47	-0.84	0.024
J1428-120	5	19.1	-1.01	23
J1429-012	8	20.1	-0.87	36.7	1.73	-0.96	-0.43	-1.93	0.064
J1443+520	20	23	-0.73	22.6	1.37	-0.72	0.226
J1447+766	17	17.3	-1.05	33.3	1.67	-1.12	-0.43	-2.2	0.046
J1449+632	19	32.9	-0.87	40.8	1.57	-0.88	0.049
J1456-111	23	31.2	-0.78	41.6	1.57	-0.76	0.128
J1459+714	30	36.5	-0.65	54.4	1.57	-0.6	0.146
J1505+260	18	98.8	-0.92	40.7	1.99	-1.13	0.509
J1511+075	24	39.2	-1.03	21	1.65	-0.95	0.37
J1512+012	6	18.5	-0.88	29
J1514+261	22	31.8	-0.41	8.3	1.63	-0.84	0.145
J1517+070	22	108.5	-1.27	196.7	3.35	-1.73	-1.32	-0.89	0.095
J1520+202	20	20.1	-0.92	40.8	1.43	-0.85	0.125
J1521+723	10	18.4	-0.89	21	1.31	-0.89	0.031
J1522+074	4	46.8
J1524+543	25	31.8	-0.92	31.2	1.54	-0.96	0.089
J1531+353	21	15.7	-0.92	27.3	1.39	-0.92	0.098
J1532+240	22	30	-0.83	34.8	1.54	-0.83	0.084
J1535+554	18	19.9	-1	32.2	1.56	-1.05	-0.26	-7.83	0.053
J1542+602	8	19	-1.04	27.6	1.57	-1.11	-0.29	-2.03	0.011
J1550+213	17	24.4	-1.01	46.9	1.49	-0.93	0.111
J1550+624	18	28.2	-0.92	50	2.97	-1.39	-1.52	-0.69	0.082

Table 4—Continued

Name	N_ν	F_{74} (Jy)	$\alpha_{>300}$	F_{ext} (Jy)	A	B	C	D	$\text{rms}_{Y-Y_{fit}}$ (dex)
(1)	(2)	(3)	(4)	(5)	(6)	(7)	(8)	(9)	(10)
J1558+653	7	19.3	-0.9	19.3
J1603+016	19	89.3	-0.51	24.2	1.94	-0.81	0.15
J1604+442	8	18.4	-1.18	28	1.44	-1.18	-0.18	-14.15	0.056
J1605+012	28	65.6	-0.97	73.6	2.07	-0.95	0.094
J1605-173	10	21.2	-1.12	38.7	2.61	-1.51	-1.28	-0.74	0.03
J1610+656	22	46.7	-0.67	38.4	1.82	-0.89	0.156
J1612+222	5	17	-1.07	30.7
J1620+174	21	28.4	-0.94	30.7	1.5	-0.95	0.054
J1624-114	5	21	-0.85	31.2
J1625+235	20	19.1	-0.84	30.6	1.46	-0.85	0.072
J1628+274	5	17.3	-0.96	31.1
J1629+393	20	91.1	-1.27	112.6	2.03	-1.24	0.153
J1629+144	5	20.2	-1.22	40.3
J1629+442	18	23.1	-0.8	31.4	1.6	-0.93	-0.24	-23.02	0.048
J1630+232	18	16	-0.88	30.6	1.36	-0.81	0.092
J1643+395	68	17.2	-0.05	9.9	1.12	-0.15	0.179
J1644+172	21	20.5	-0.71	28.7	1.32	-0.64	0.093
J1645+131	14	15.8	-0.91	19.3	2.36	-1.25	-1.16	-0.48	0.022
J1646+021	6	18.4	-0.84	24.7	1.31	-0.79	0.034
J1646-223	5	16.8	-0.89	28.4
J1651+046	3	928.5
J1659+470	19	23.6	-0.64	16	1.43	-0.78	0.112
J1705+604	19	20.7	-0.71	24.4	1.41	-0.75	0.091
J1711+460	20	23.9	-1.13	48.1	1.55	-1.01	0.085
J1715-032	6	16.7	-1.16	36.8
J1721-006	27	396.4	-0.72	418.8	2.66	-0.76	0.171
J1723+072	5	18.6	-0.97	27
J1724+506	22	24.2	-1	19.8	1.4	-0.97	0.228
J1730+795	14	16.8	-1.18	30.3	1.66	-1.21	-0.43	-0.89	0.063
J1735+160	6	21.1	-1.13	38.9
J1759+133	11	15.3	-0.83	26.8	2.68	-1.28	-1.49	-0.64	0.036
J1805+110	9	36.9	-1.3	59.5	1.62	-1.22	0.129
J1808+483	8	18	-1	18	1.27	-0.99	0.047
J1819+503	8	15.6	-1.07	20.6	1.25	-1.02	0.049
J1825+574	7	16.8	-1.15	35

Table 4—Continued

Name	N_ν	F_{74} (Jy)	$\alpha_{>300}$	F_{ext} (Jy)	A	B	C	D	$rms_{Y-Y_{fit}}$ (dex)
(1)	(2)	(3)	(4)	(5)	(6)	(7)	(8)	(9)	(10)
J1827+092	5	18.1	-1.1	25.4
J1830+484	46	121.1	-0.77	136.6	2.02	-0.65	0.165
J1834+473	19	18.9	-0.67	21	1.43	-0.73	0.093
J1835+324	8	36.4	-0.74	40.6	1.65	-0.76	271.7
J1841-015	4	63.6
J1842+795	2	21.7
J1843+795	5	42.2	-0.62	36.4
J1844+453	22	35.5	-0.77	51.8	1.72	-0.86	0.16
J1846+095	8	42.8	-0.81	52.4	1.64	-0.76	0.04
J1846-026	5	46.1	-0.58	19.2	1.63	-0.73	0.138
J1859+126	5	30.3	-0.9	40.6
J1918+062	4	18.3	-1.03	31.4
J1924-074	6	15.4	-0.9	27.3
J1940+604	22	31.3	-0.84	57	1.72	-0.88	0.175
J1942+103	5	22.3	-1.09	36.1
J1952+023	25	31.3	-0.61	24.8	1.68	-0.75	0.103
J1956-074	5	16.5	-0.95	29.9
J1959+404	3	12610
J2014+233	15	146.6	-1.03	271.7	2.34	-1	0.089
J2020+294	7	60.2	-0.68	61.1	1.78	-0.66	0.073
J2022+100	18	29.8	-0.91	48	1.56	-0.86	0.044
J2033+535	7	20.7	-1.12	26.5	1.43	-1.12	0.07
J2039+512	24	22.5	-0.48	25	1.23	-0.31	0.186
J2048+070	27	28.5	-0.95	40.2	3.02	-1.43	-1.56	-0.53	0.052
J2100-175	6	16.1	-1.17	23.8
J2104+763	20	50.8	-1.08	79.8	1.8	-1.02	0.089
J2107-253	2	64.7
J2108+494	7	30.6	-1.04	44.8	1.62	-0.98	0.088
J2113+621	7	21.2	-0.86	30.9
J2117-206	10	29.2	-0.95	45	5.95	-1.92	-4.49	-0.3	0.103
J2118-302	13	24.1	-0.89	32.8	1.4	-0.77	0.063
J2118+605	8	61.4	-0.68	53	1.82	-0.75	0.082
J2119+182	12	15.7	-0.9	19.2	1.19	-0.84	0.028
J2119+494	9	47.7	-1.13	74.1	1.95	-1.15	0.123
J2120+372	6	15.9	-1	19

Table 4—Continued

Name	N_ν	F_{74} (Jy)	$\alpha_{>300}$	F_{ext} (Jy)	A	B	C	D	$\text{rms}_{Y-Y_{fit}}$ (dex)
(1)	(2)	(3)	(4)	(5)	(6)	(7)	(8)	(9)	(10)
J2123+170	8	24.3	-1.08	36.9	12.85	-2.71	-11.46	-0.17	0.053
J2123-163	5	23.8	-0.99	30.2
J2124+250	28	107.2	-0.83	120	2.06	-0.83	0.133
J2129+073	22	22.9	-0.91	29.8	2.02	-1.13	-0.65	-0.8	0.04
J2131-204	9	20.5	-0.93	30.7	2.17	-1.19	-0.86	-0.73	0.033
J2131-312	7	17.1	-0.87	17.4
J2138-143	16	38.9	-0.58	14.5	1.54	-0.78	0.152
J2144+281	17	38.6	-0.94	47.3	1.6	-0.89	0.083
J2147+152	20	22.2	-0.86	35.2	1.43	-0.8	0.094
J2151+143	13	15.2	-0.8	23.4	6.28	-1.81	-5.09	-0.27	0.095
J2156+380	30	86.8	-1.06	113.8	2.03	-1.05	0.226
J2157-181	13	19.9	-1.07	39.3	1.43	-0.97	0.151
J2203+624	8	23.1	-0.8	32.1	1.44	-0.76	0.036
J2206+293	18	26	-0.91	35.4	4.64	-1.44	-3.22	-0.23	0.055
J2214-170	22	126.6	-0.76	56.7	2.24	-1.05	0.11
J2226-046	49	25.4	-0.45	36.4	1.32	-0.32	0.216
J2231+541	9	17.4	-0.85	22.1	1.35	-0.85	0.076
J2246+394	4	91.9
J2252+644	7	21.4	-0.88	29.4
J2312+092	21	20.7	-0.9	34.1	1.85	-1.05	-0.53	-1.39	0.054
J2317+041	32	55.4	-0.97	82.4	1.98	-1.05	-0.24	-1.57	0.143
J2318+675	7	15.9	-0.93	20.9
J2321-162	11	26.1	-1.08	58	-99	-99	42.99	-227.95	0.01
J2321+235	5	16	-0.99	27.1
J2323+585	8	14803	-1.24	5411.8
J2325-046	6	17.7	-1.06	33.4
J2325-121	10	27.5	-1.15	53.1	3.01	-1.67	-1.57	-0.76	0.02
J2328+294	7	16.7	-0.87	18.2
J2328-046	5	17.9	-1.17	26.7
J2341+043	19	16.7	-0.97	28.7	1.35	-0.9	0.045
J2341-162	5	18.5	-0.9	22.6
J2346+656	8	16.1	-1.05	28.3	1.41	-1.01	-0.2	-8.84	0.045
J2348+184	6	16.3	-0.93	24.1
J2351-246	6	20.7	-1.04	26.6
J2351+644	8	39.3	-1.18	145	1.91	-0.95	0.189

Table 4—Continued

Name (1)	N_ν (2)	F_{74} (Jy) (3)	$\alpha_{>300}$ (4)	F_{ext} (Jy) (5)	A (6)	B (7)	C (8)	D (9)	$\text{rms}_{Y-Y_{fit}}$ (dex) (10)
J2354+326	8	17.4	-0.96	18.6	1.33	-0.99	0.077
J2357-345	6	47.4	-1.68	148.9
J2359+440	20	18.4	-0.94	29.2	1.45	-0.97	0.095

Note. — Col. (1): VLSS source name. Col. (2): Number of frequencies with measured flux densities. Col. (3): VLSS 74 MHz flux density. Col. (4): Slope of power-law fit to data with $\nu > 300$ MHz. Col. (5): The flux density at 74 MHz extrapolated using the power-law fit to data with $\nu > 300$ MHz. Col. (6-9): The parameters from equation (1) derived using a fit to the data for all sources with $N_\nu \geq 8$; for sources where a simple linear fit gives a quantitatively better fit (see text), only the A and B parameters are listed. Col. 10: The rms difference between the observed and fitted values of Y (equal to $\log F_\nu$; see equation (1) and text).

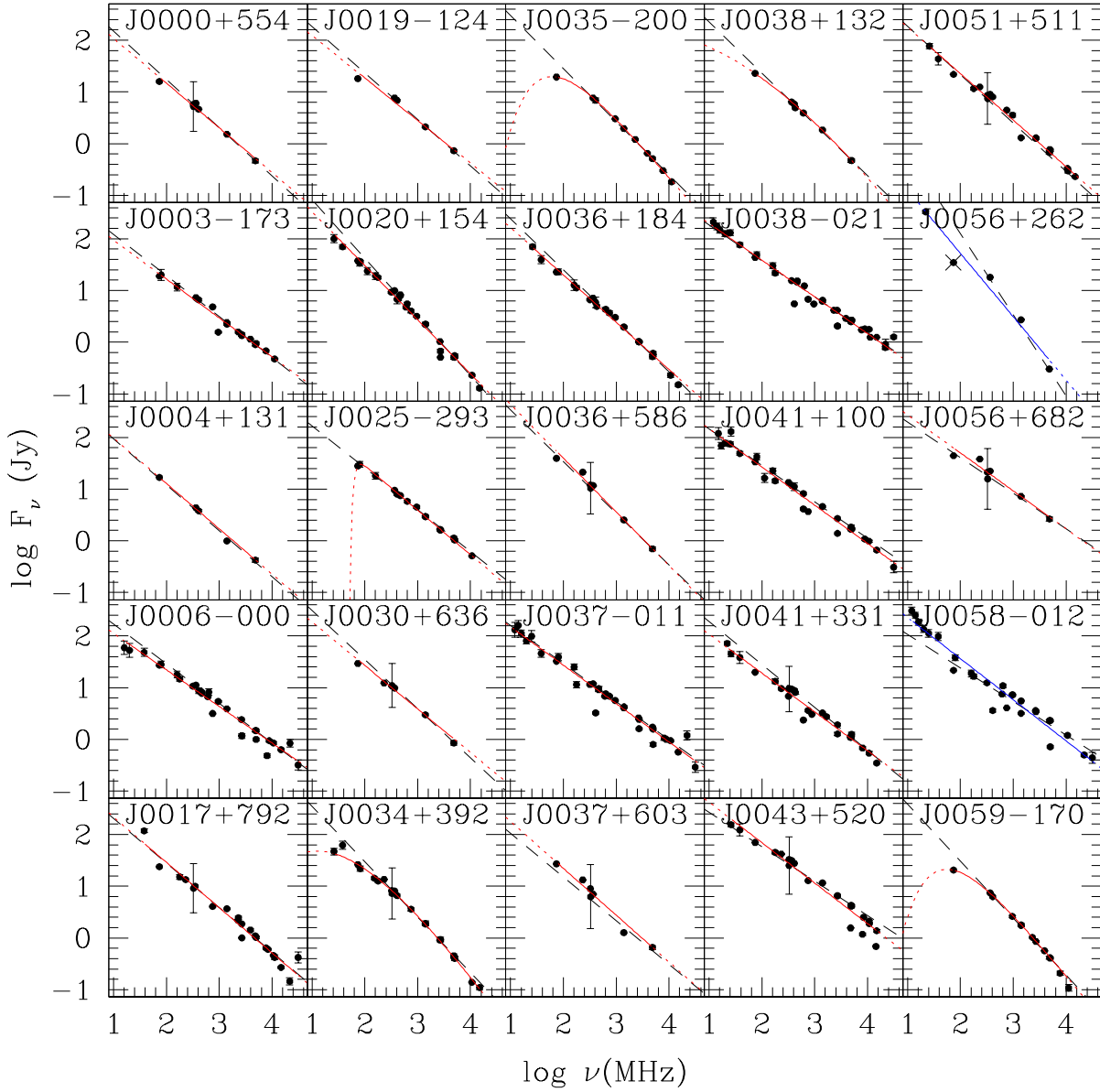


Fig. 1.— Spectra for the first 25 sources given in Table 3. For each source with more than one Gaussian component, the 74 MHz flux density of the brightest component is plotted as a \times . For sources with data in the TXS or WENSS catalogs, the NVSS catalog, and the PMN or GB6 catalogs (see text and Table 1), a linear fit to these data is plotted as a dashed line. For sources with eight or more flux density measurements, the best fitting curve (see text) is plotted as a red line. The dotted portions of these curves indicate the regions where there is no data and where the fitted curves should be used with extreme caution (if at all). For sources where the rms difference between the data and the fit is $>\log 1.5$ (≈ 0.18 ; 31 sources in all), the best fitting curve is plotted in blue. The parameters of these fits are listed in Table 4.

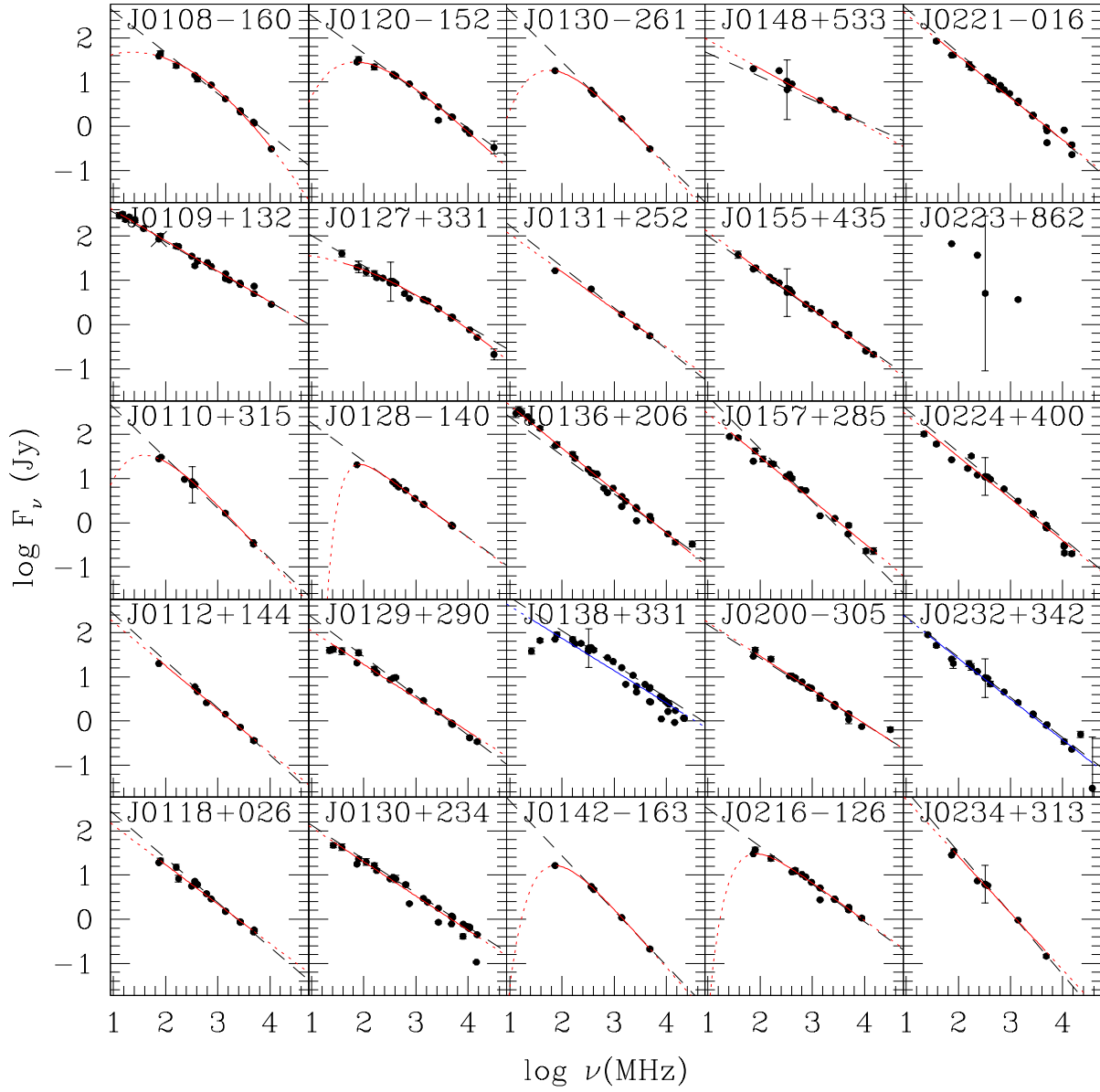


Fig. 2.— The same as Fig. 1, but for the next 25 sources.

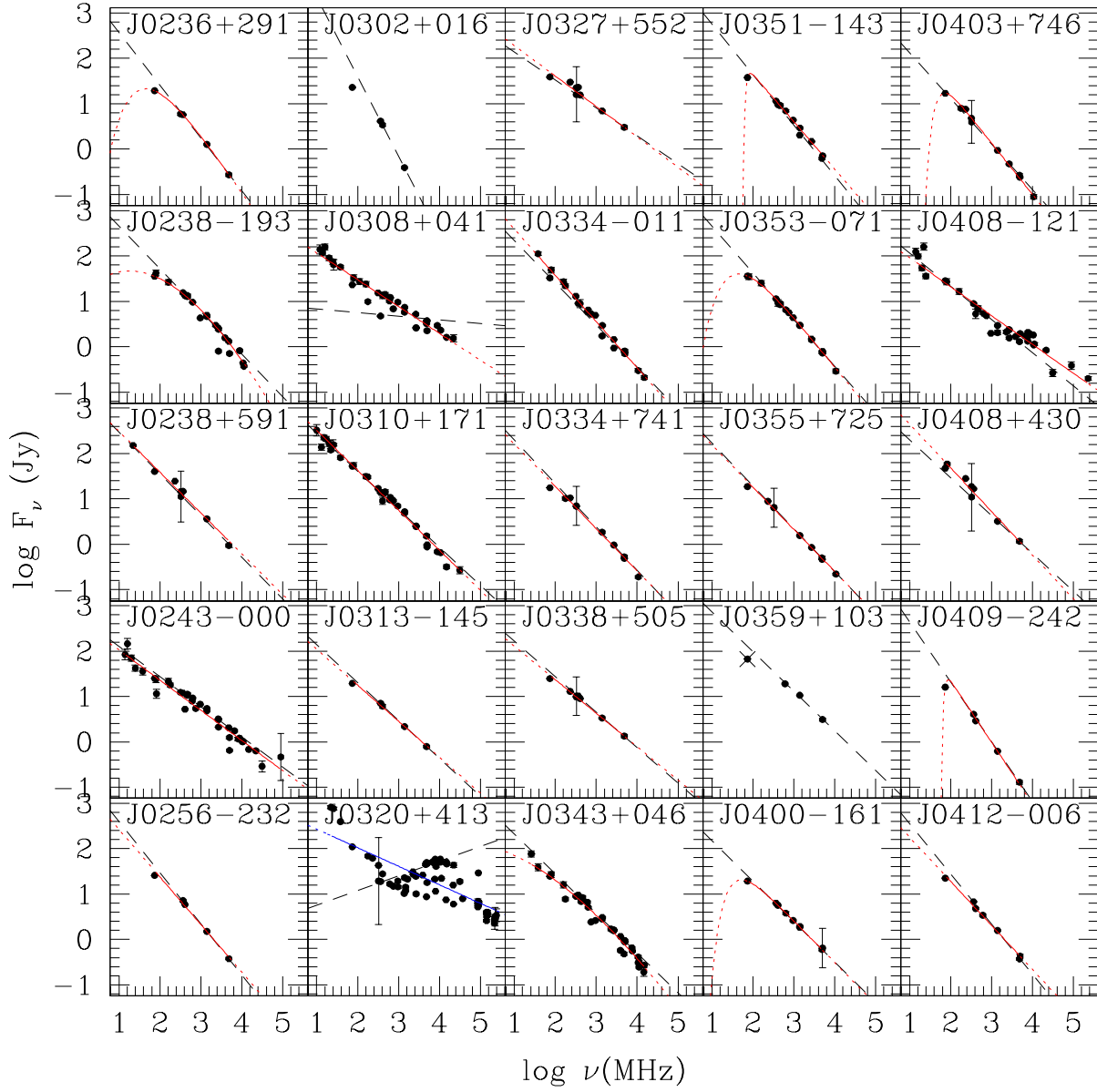


Fig. 3.— The same as Fig. 1, but for the next 25 sources.

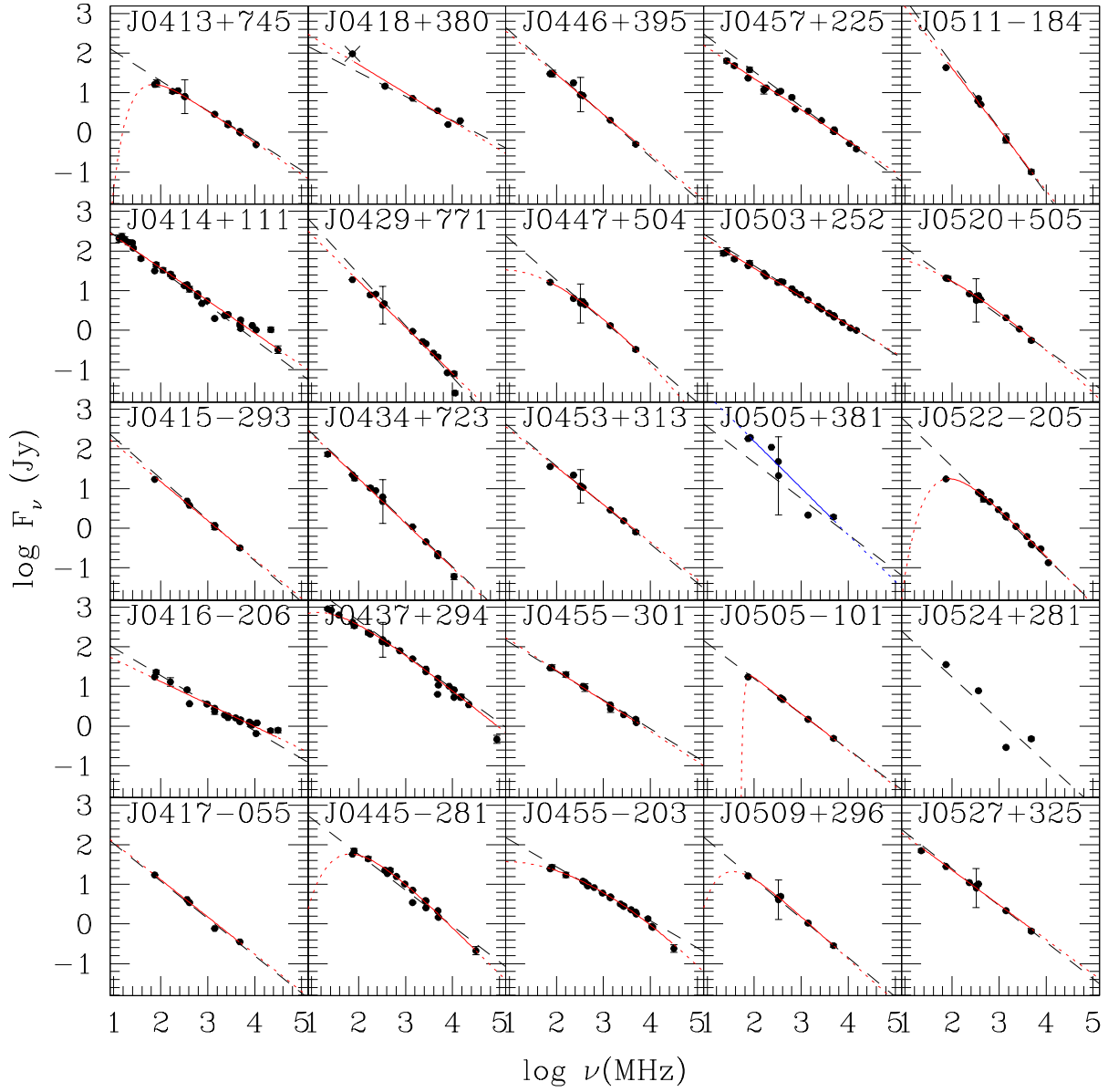


Fig. 4.— The same as Fig. 1, but for the next 25 sources.

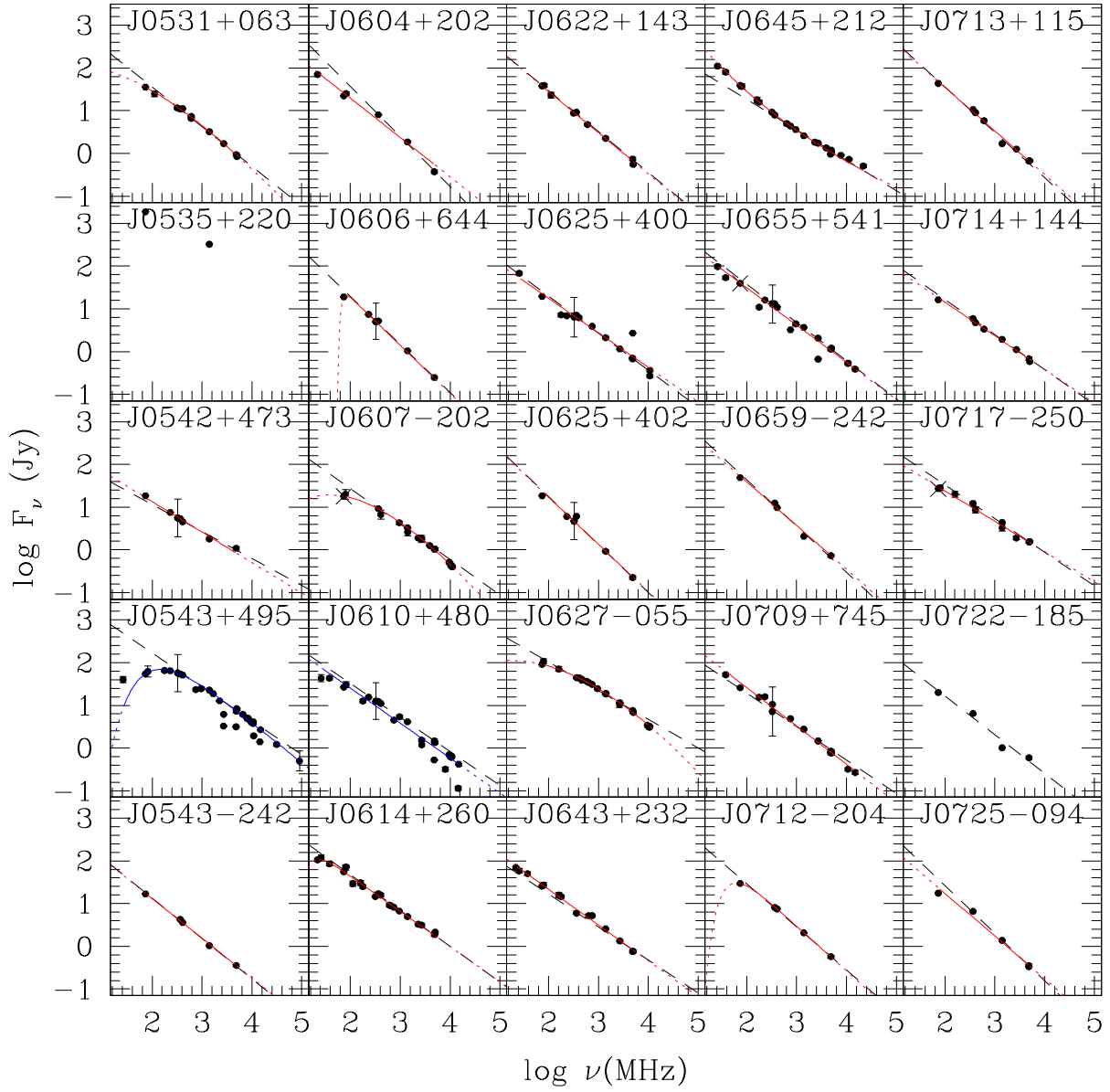


Fig. 5.— The same as Fig. 1, but for the next 25 sources.

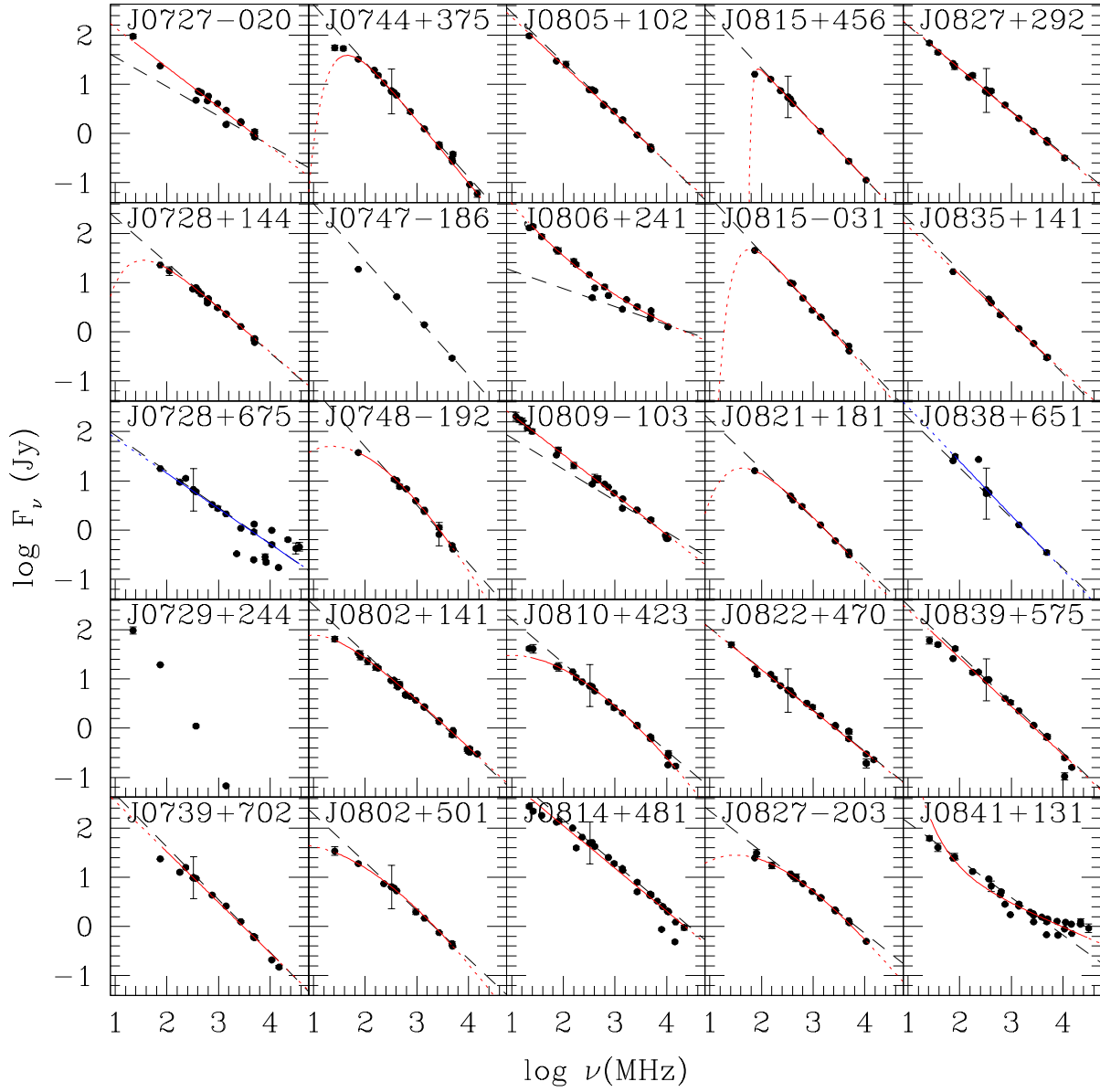


Fig. 6.— The same as Fig. 1, but for the next 25 sources.

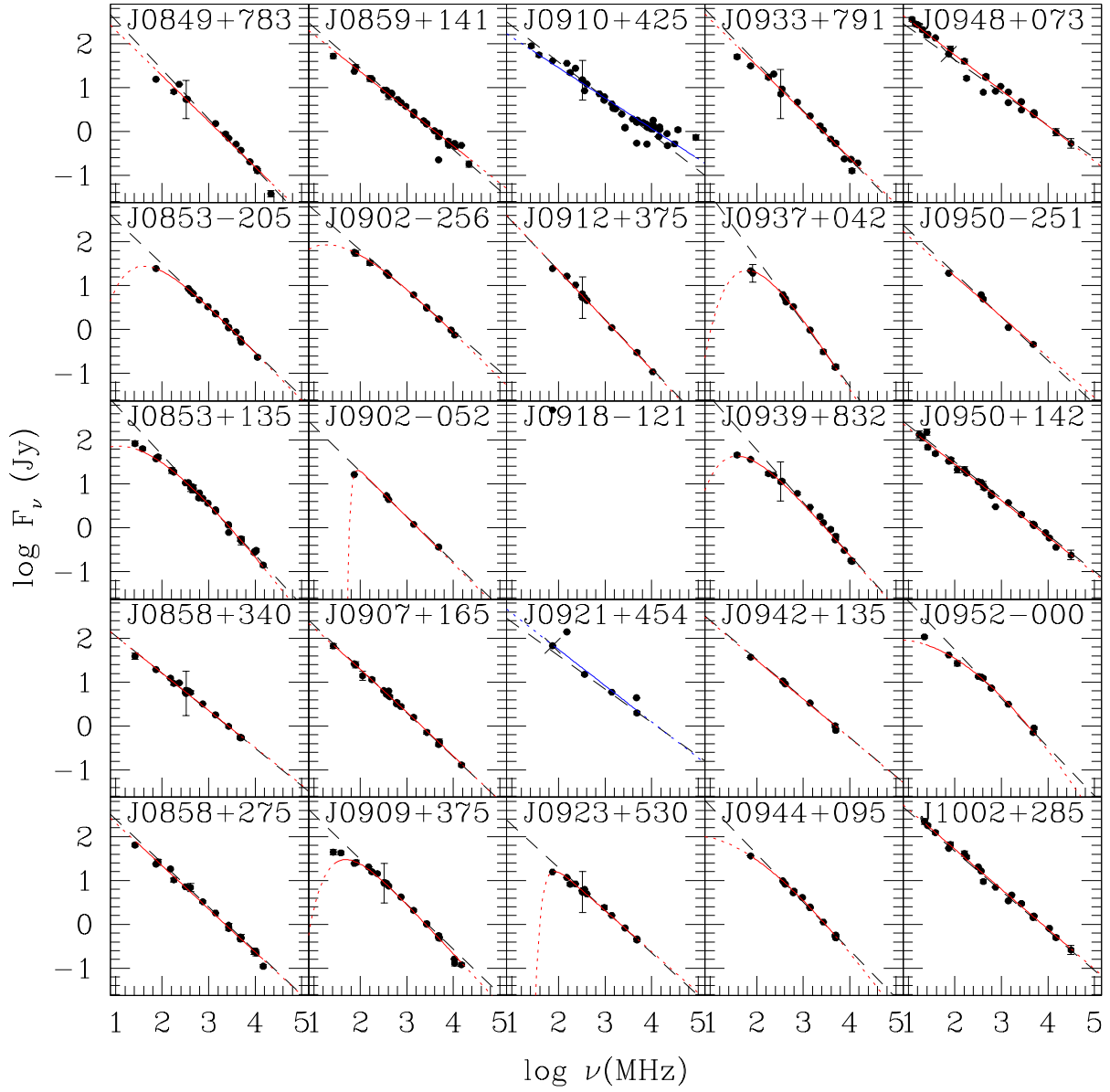


Fig. 7.— The same as Fig. 1, but for the next 25 sources.

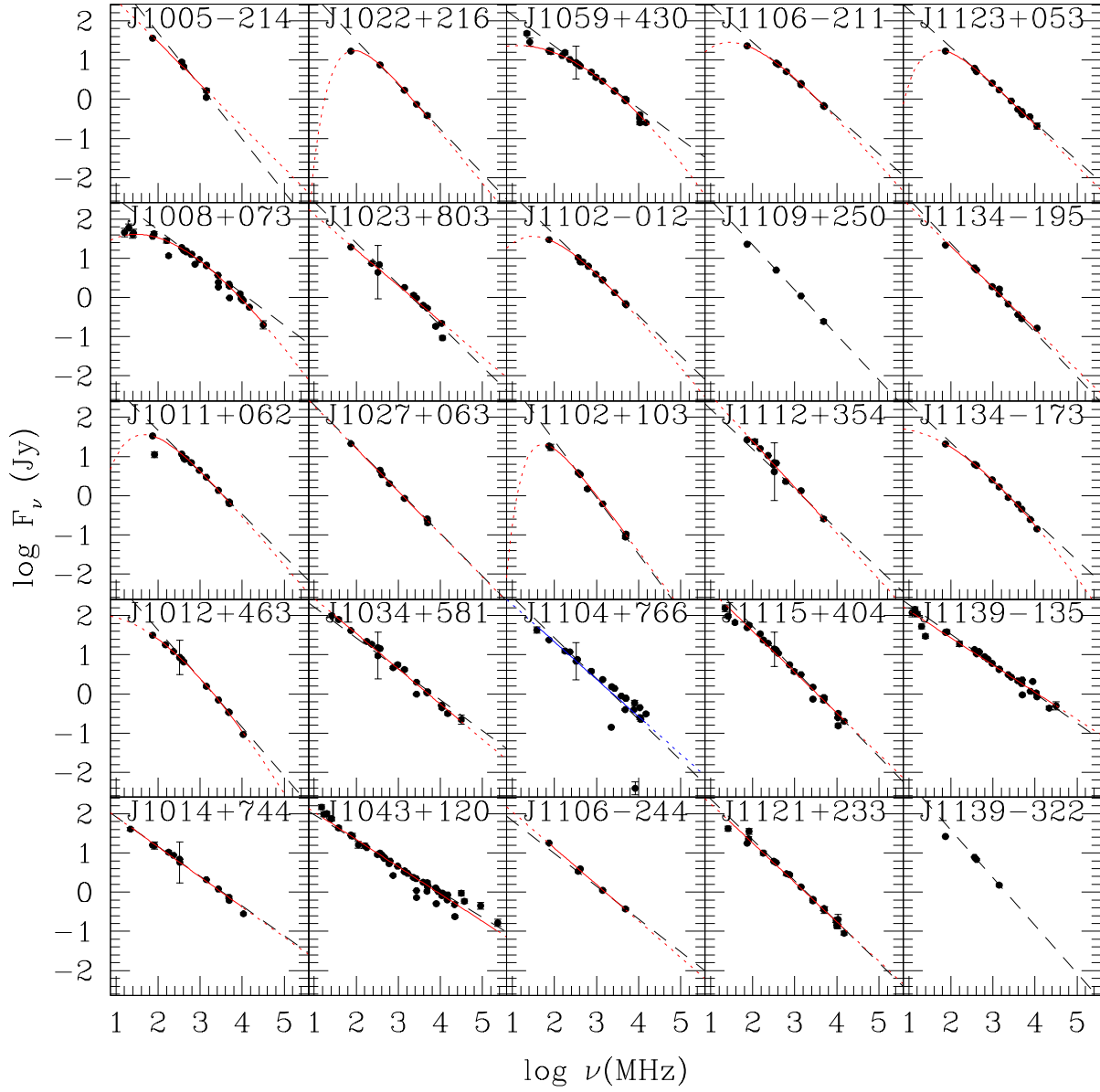


Fig. 8.— The same as Fig. 1, but for the next 25 sources.

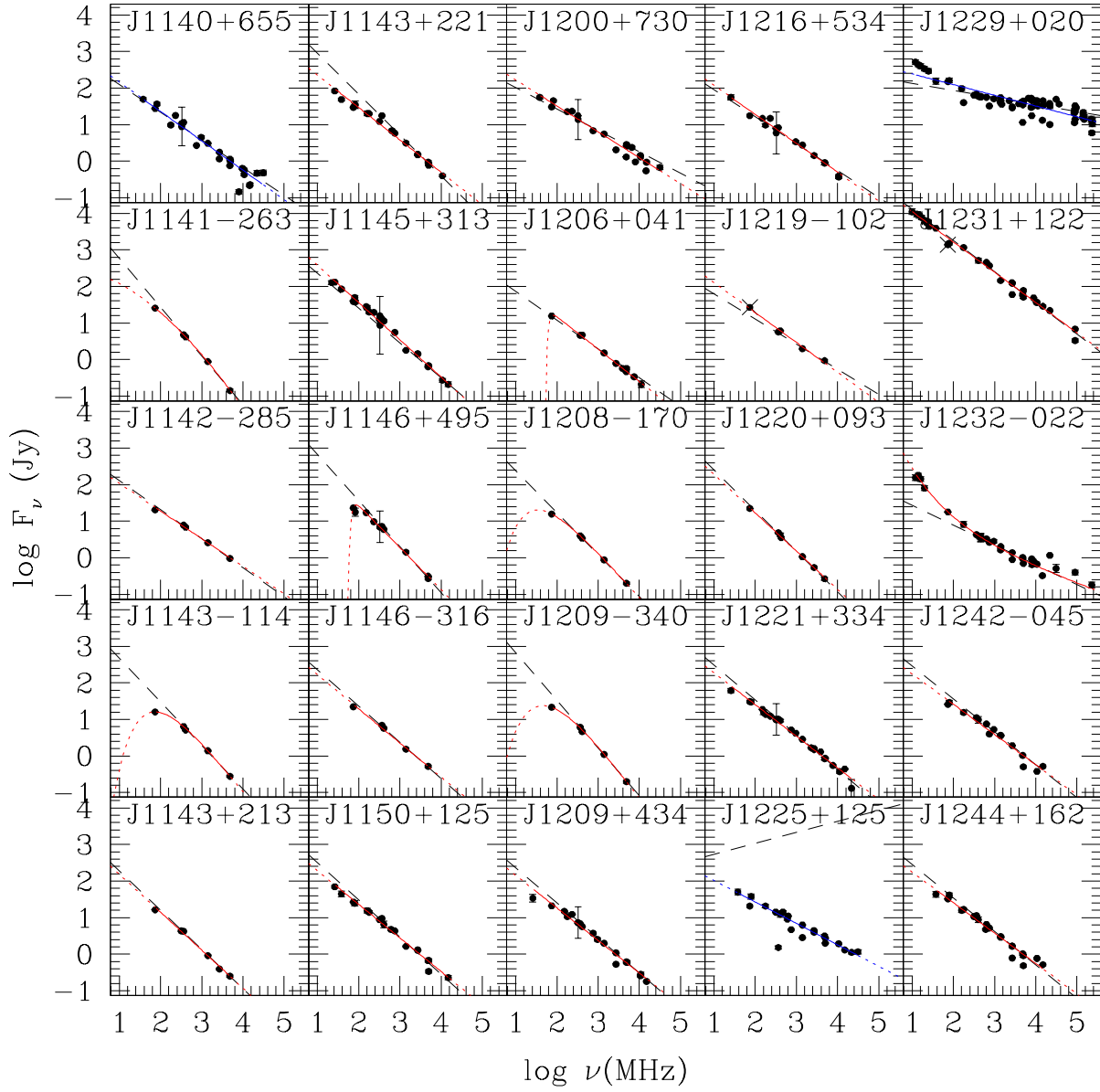


Fig. 9.— The same as Fig. 1, but for the next 25 sources.

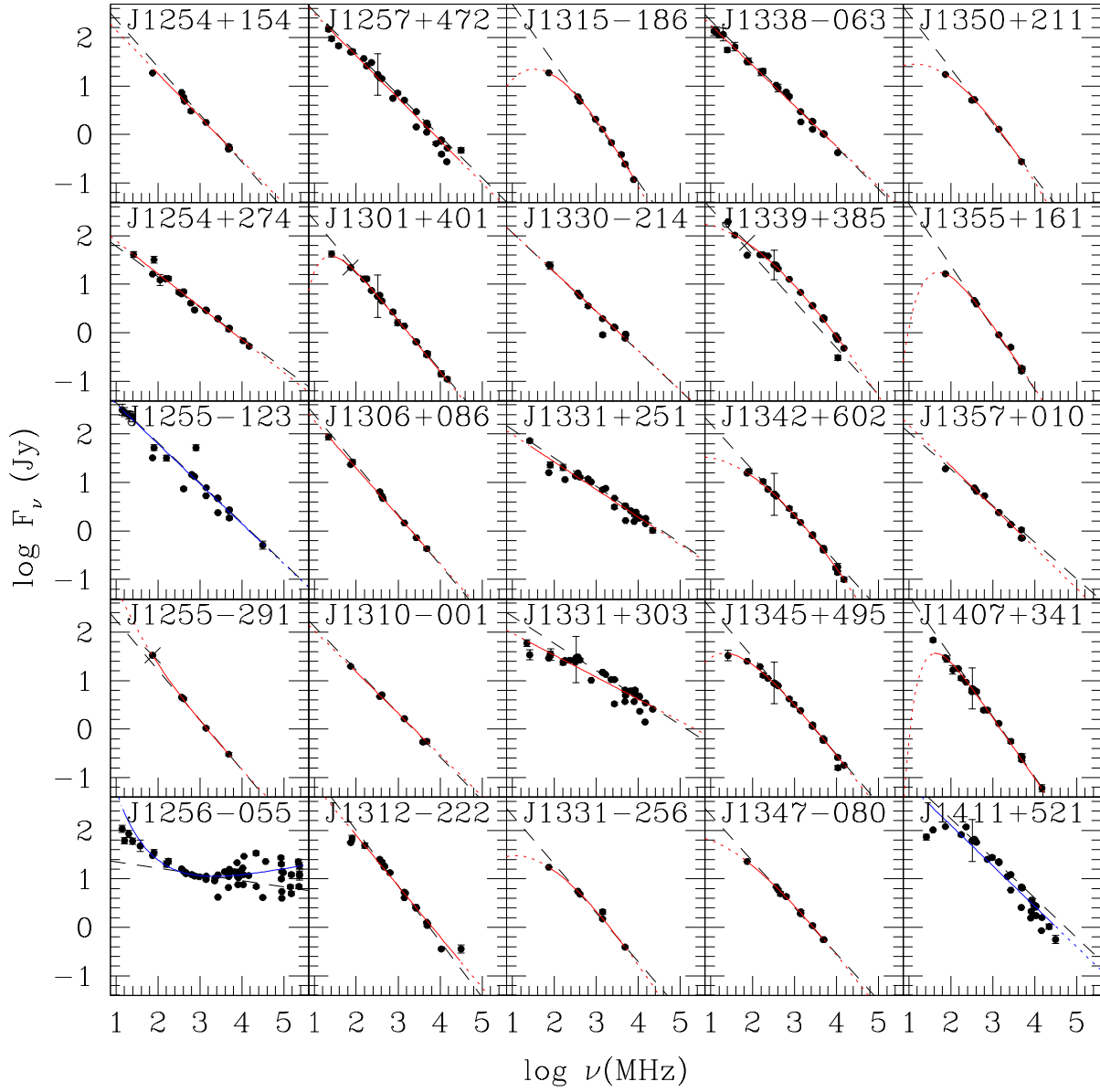


Fig. 10.— The same as Fig. 1, but for the next 25 sources.

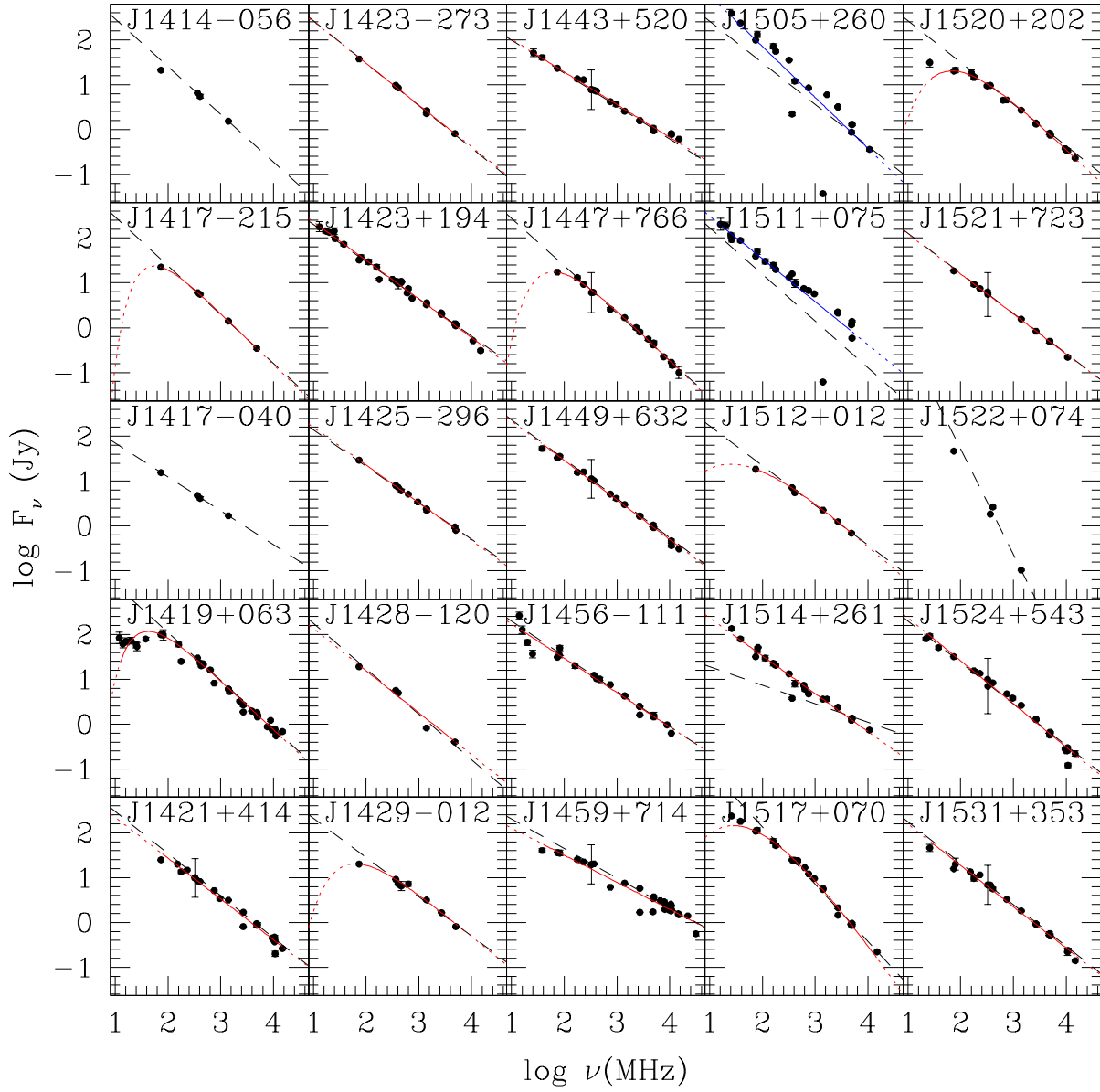


Fig. 11.— The same as Fig. 1, but for the next 25 sources.

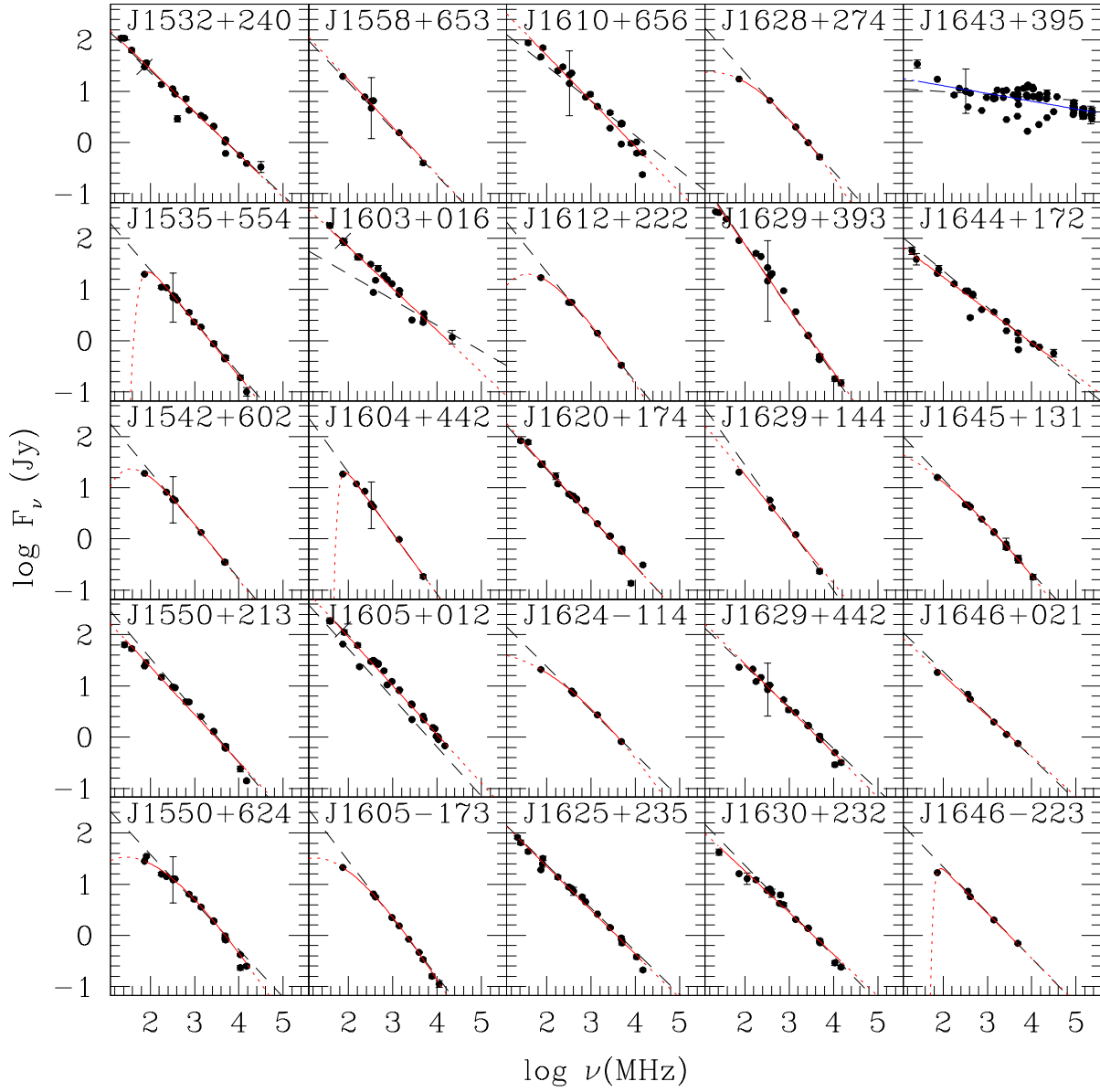


Fig. 12.— The same as Fig. 1, but for the next 25 sources.

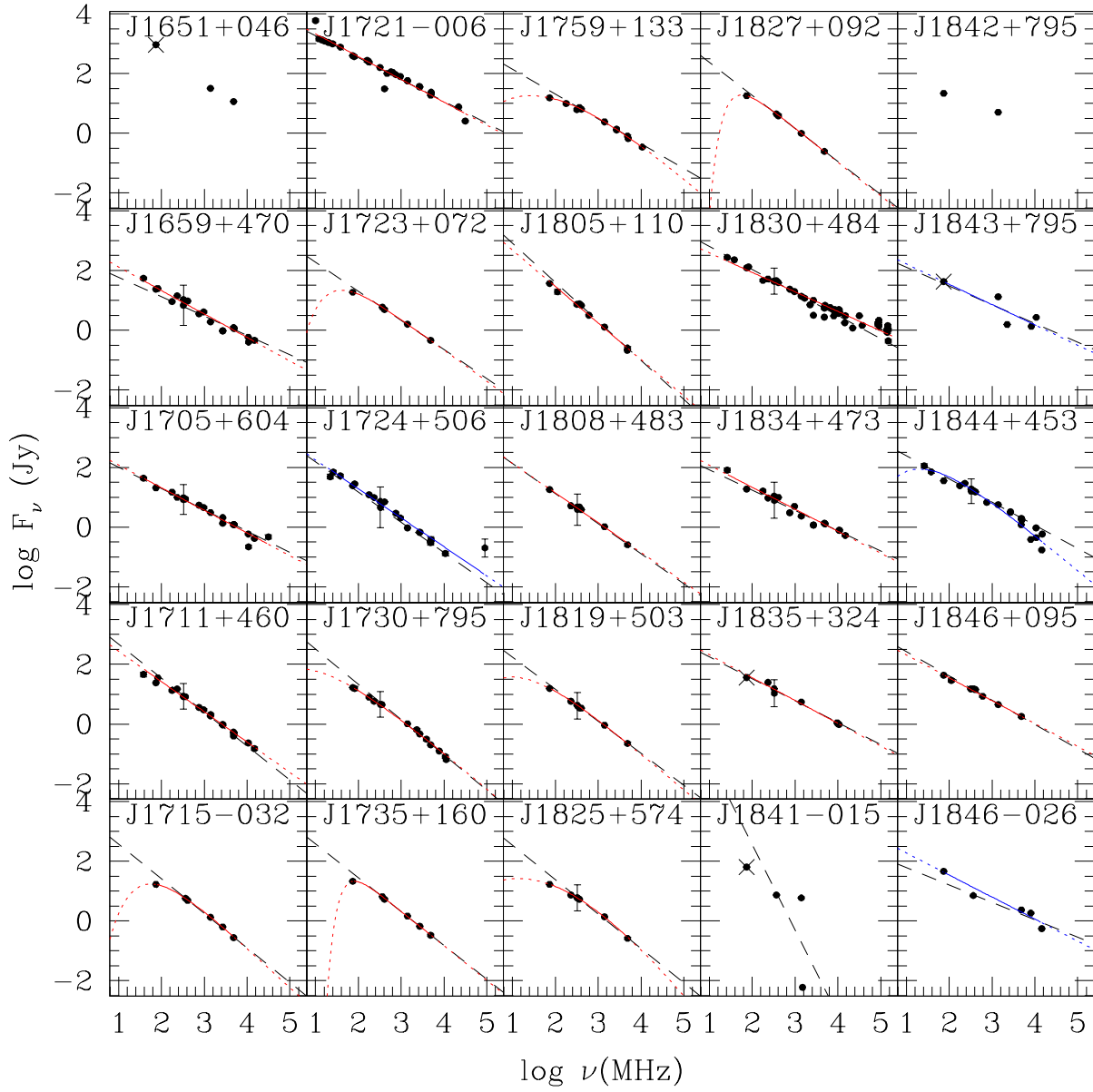


Fig. 13.— The same as Fig. 1, but for the next 25 sources.

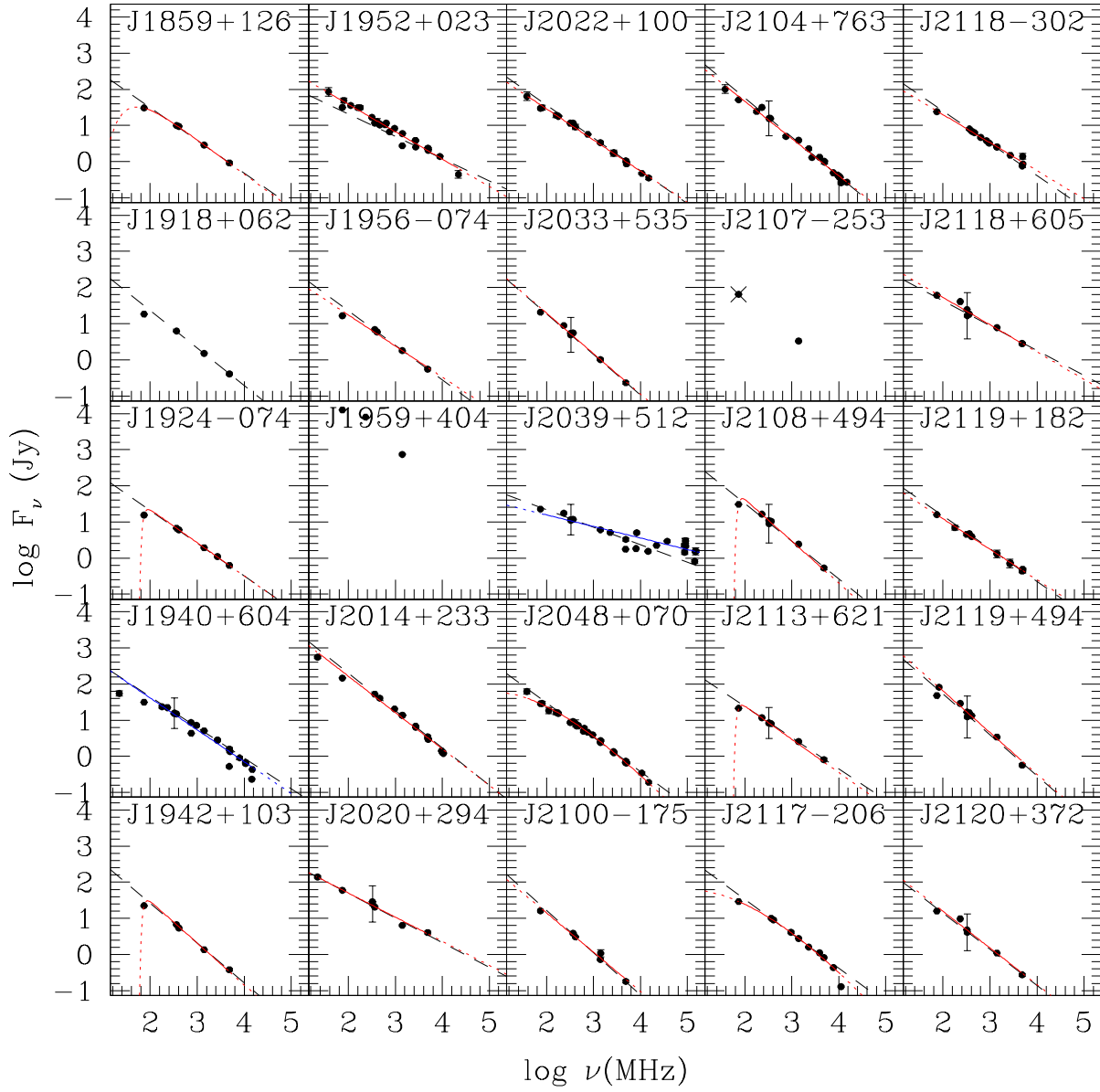


Fig. 14.— The same as Fig. 1, but for the next 25 sources.

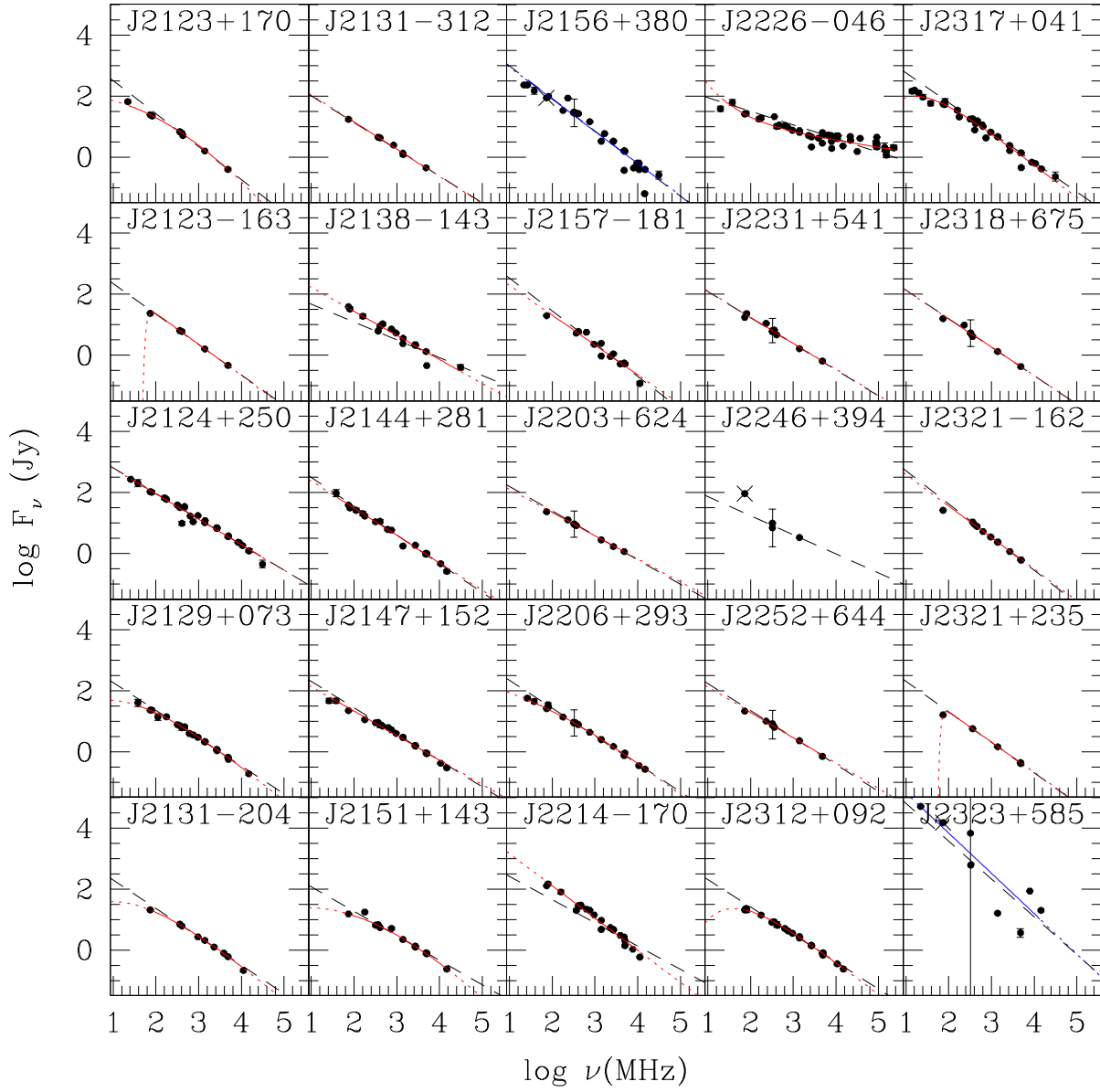


Fig. 15.— The same as Fig. 1, but for the next 25 sources.

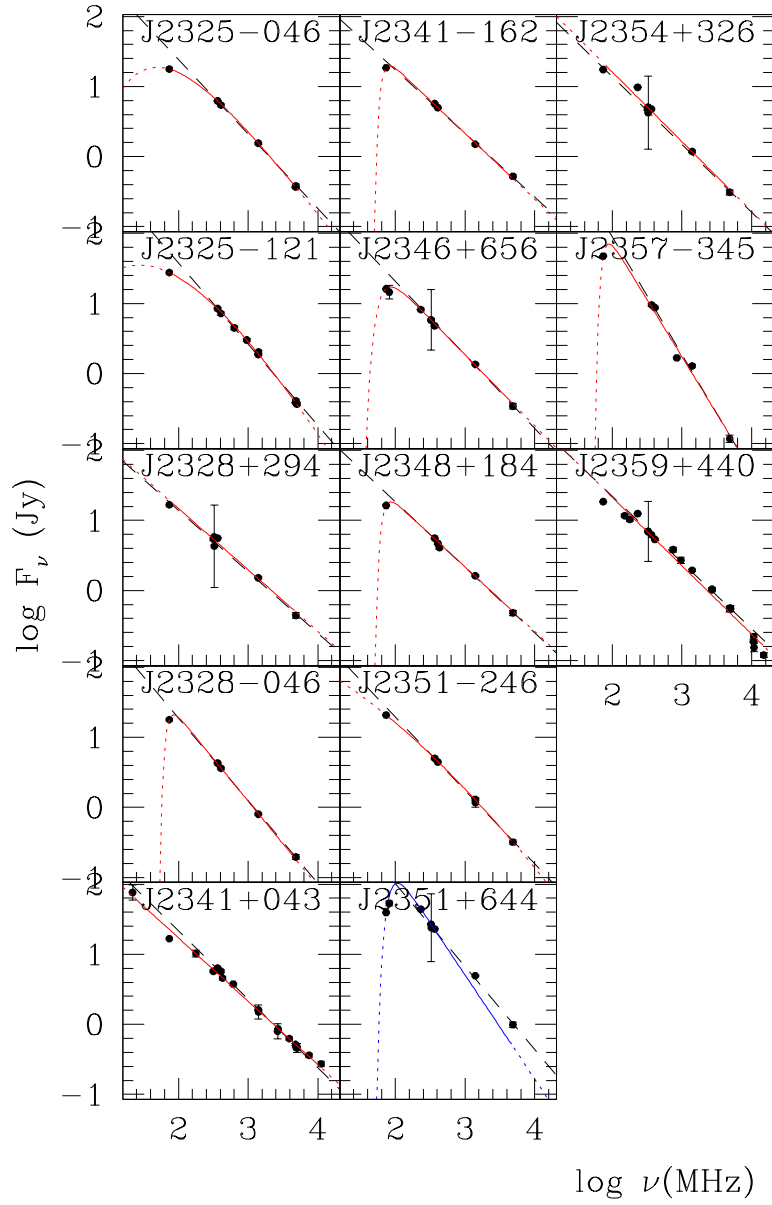


Fig. 16.— The same as Fig. 1, but for the final 13 sources.